



F3 Cup Championship

Silverstone National Circuit

23rd & 24th June 2018



Results Provided by Timing Solutions Ltd
www.tsl-timing.com

F3 Cup Championship

QUALIFYING - RACE 9 - CLASSIFICATION

POS	NO	CL	PIC NAME	ENTRY	TIME	ON	LAPS	GAP	DIFF	MPH
1	8*	Cup	1 Tony BISHOP	F311 Mercedes	52.133	9	16			113.28
2	11	Cup	2 Shane KELLY	F308 Mugen	52.151	16	16	0.018	0.018	113.24
3	19	Cup	3 Cian CAREY	F308 VW	52.184	13	16	0.051	0.033	113.17
4	5	Cup	4 Stuart WILTSHIRE	F308 Mercedes	52.213	15	16	0.080	0.029	113.10
5	99	Cup	5 Darragh DALY	F308 Mercedes	52.541	15	16	0.408	0.328	112.40
6	17*	Cup	6 Patrick JEANS	F312 Mercedes	52.735	15	16	0.602	0.194	111.98
7	10	Cup	7 Baptiste LEONARD	F312 Mercedes	52.901	13	16	0.768	0.166	111.63
8	28	Cup	8 Mark HARRISON	F308 Honda	53.049	14	15	0.916	0.148	111.32
9	6*	Cup	9 George LINE	F308 Honda	53.122	11	15	0.989	0.073	111.17
10	7	Cup	10 Phillip JEANS	F312 Mercedes	53.446	13	16	1.313	0.324	110.49
11	18	Cup	11 David GILLETT	F308 VW	53.910	11	16	1.777	0.464	109.54
12	77	Cup	12 Roberto TIRONE	F308	54.413	10	16	2.280	0.503	108.53
13	21	Cup	13 James SIMONS	F310 VW Spiess	55.357	15	16	3.224	0.944	106.68

Car No 6 - 1 lap disallowed - Exceeding track limits.

Car No 17 - 2 laps disallowed - Exceeding track limits.

Car No 8 - 3 laps disallowed - Exceeding track limits.

Weather / Track : Bright / Dry

These results are provisional until the conclusion of any judicial and technical matters.

Silverstone National

Circuit Length = 1.6404 miles

Start: 11:24 Flag 11:39 End: 11:40

Clerk Of Course :		Timekeeper :	
-------------------	--	--------------	--

F3 Cup Championship

QUALIFYING - RACE 9 - 2ND FASTEST CLASSIFICATION

POS	NO	CL	PIC NAME	ENTRY	TIME	ON	LAPS	GAP	DIFF	MPH
1	8*	Cup	1 Tony BISHOP	F311 Mercedes	52.232	15	16			113.06
2	19	Cup	2 Cian CAREY	F308 VW	52.324	14	16	0.092	0.092	112.86
3	11	Cup	3 Shane KELLY	F308 Mugen	52.339	12	16	0.107	0.015	112.83
4	5	Cup	4 Stuart WILTSHIRE	F308 Mercedes	52.442	5	16	0.210	0.103	112.61
5	99	Cup	5 Darragh DALY	F308 Mercedes	52.562	14	16	0.330	0.120	112.35
6	17*	Cup	6 Patrick JEANS	F312 Mercedes	52.775	16	16	0.543	0.213	111.90
7	10	Cup	7 Baptiste LEONARD	F312 Mercedes	53.026	12	16	0.794	0.251	111.37
8	28	Cup	8 Mark HARRISON	F308 Honda	53.291	13	15	1.059	0.265	110.81
9	6*	Cup	9 George LINE	F308 Honda	53.338	10	15	1.106	0.047	110.72
10	7	Cup	10 Phillip JEANS	F312 Mercedes	53.542	15	16	1.310	0.204	110.29
11	18	Cup	11 David GILLETT	F308 VW	53.971	6	16	1.739	0.429	109.42
12	77	Cup	12 Roberto TIRONE	F308	54.514	15	16	2.282	0.543	108.33
13	21	Cup	13 James SIMONS	F310 VW Spiess	55.822	13	16	3.590	1.308	105.79

Car No 6 - 1 lap disallowed - Exceeding track limits.

Car No 17 - 2 laps disallowed - Exceeding track limits.

Car No 8 - 3 laps disallowed - Exceeding track limits.

Weather / Track : Bright / Dry

These results are provisional until the conclusion of any judicial and technical matters.

Silverstone National

Circuit Length = 1.6404 miles

Start: 11:24 Flag 11:39 End: 11:40

Clerk Of Course :

Timekeeper :

F3 Cup Championship

QUALIFYING - RACE 9 - LAP ANALYSIS

DIFF = Difference To Personal Best Lap

P1 8 Tony BISHOP				
LAP	LAP TIME	DIFF	MPH	TIME OF DAY
1 -	1:03.231	11.098	93.39	11:26:21.622
2 -	58.690	6.557	100.62	11:27:20.312
3 -	56.989	4.856	103.62	11:28:17.301
4 -	54.177 D	2.044	109.00	11:29:11.478
5 -	56.411	4.278	104.69	11:30:07.889
6 -	52.682	0.549	112.10	11:31:00.571
7 -	52.667	0.534	112.13	11:31:53.238
8 -	52.602	0.469	112.27	11:32:45.840
9 -	52.133 (1)		113.28	11:33:37.973
10 -	52.289	0.156	112.94	11:34:30.262
11 -	53.236 D	1.103	110.93	11:35:23.498
12 -	52.238 (3)	0.105	113.05	11:36:15.736
13 -	52.547	0.414	112.38	11:37:08.283
14 -	52.444	0.311	112.60	11:38:00.727
15 -	52.232 (2)	0.099	113.06	11:38:52.959
16 -	52.357 D	0.224	112.79	11:39:45.316

P2 11 Shane KELLY				
LAP	LAP TIME	DIFF	MPH	TIME OF DAY
1 -	1:15.108	22.957	78.62	11:26:43.737
2 -	55.100	2.949	107.18	11:27:38.837
3 -	53.822	1.671	109.72	11:28:32.659
4 -	53.329	1.178	110.74	11:29:25.988
5 -	53.179	1.028	111.05	11:30:19.167
6 -	53.186	1.035	111.03	11:31:12.353
7 -	54.255	2.104	108.85	11:32:06.608
8 -	59.406	7.255	99.41	11:33:06.014
9 -	53.287	1.136	110.82	11:33:59.301
10 -	53.207	1.056	110.99	11:34:52.508
11 -	52.693	0.542	112.07	11:35:45.201
12 -	52.339 (2)	0.188	112.83	11:36:37.540
13 -	52.422	0.271	112.65	11:37:29.962
14 -	52.380 (3)	0.229	112.74	11:38:22.342
15 -	52.493	0.342	112.50	11:39:14.835
16 -	52.151 (1)		113.24	11:40:06.986

P3 19 Cian CAREY				
LAP	LAP TIME	DIFF	MPH	TIME OF DAY
1 -	1:00.786	8.602	97.15	11:26:20.054
2 -	55.586	3.402	106.24	11:27:15.640
3 -	54.171	1.987	109.01	11:28:09.811
4 -	53.617	1.433	110.14	11:29:03.428
5 -	53.077	0.893	111.26	11:29:56.505
6 -	52.750	0.566	111.95	11:30:49.255
7 -	52.580	0.396	112.31	11:31:41.835
8 -	52.566	0.382	112.34	11:32:34.401
9 -	52.406	0.222	112.69	11:33:26.807
10 -	52.419	0.235	112.66	11:34:19.226
11 -	52.854	0.670	111.73	11:35:12.080
12 -	52.349 (3)	0.165	112.81	11:36:04.429
13 -	52.184 (1)		113.17	11:36:56.613
14 -	52.324 (2)	0.140	112.86	11:37:48.937
15 -	1:01.003	8.819	96.80	11:38:49.940
16 -	52.459	0.275	112.57	11:39:42.399

P4 5 Stuart WILTSHIRE				
LAP	LAP TIME	DIFF	MPH	TIME OF DAY
1 -	1:01.878	9.665	95.44	11:26:57.961
2 -	56.404	4.191	104.70	11:27:54.365

DIFF = Difference To Personal Best Lap

3 -	52.766	0.553	111.92	11:28:47.131
4 -	52.622	0.409	112.22	11:29:39.753
5 -	52.442 (2)	0.229	112.61	11:30:32.195
6 -	53.257	1.044	110.88	11:31:25.452
7 -	55.488	3.275	106.43	11:32:20.940
8 -	54.676	2.463	108.01	11:33:15.616
9 -	52.709	0.496	112.04	11:34:08.325
10 -	52.523 (3)	0.310	112.43	11:35:00.848
11 -	52.690	0.477	112.08	11:35:53.538
12 -	56.562	4.349	104.41	11:36:50.100
13 -	53.659	1.446	110.05	11:37:43.759
14 -	54.034	1.821	109.29	11:38:37.793
15 -	52.213 (1)		113.10	11:39:30.006
16 -	52.696	0.483	112.07	11:40:22.702

P5 99 Darragh DALY				
LAP	LAP TIME	DIFF	MPH	TIME OF DAY
1 -	59.888	7.347	98.61	11:26:44.405
2 -	54.571	2.030	108.21	11:27:38.976
3 -	54.802	2.261	107.76	11:28:33.778
4 -	53.297	0.756	110.80	11:29:27.075
5 -	53.333	0.792	110.73	11:30:20.408
6 -	53.274	0.733	110.85	11:31:13.682
7 -	53.054	0.513	111.31	11:32:06.736
8 -	53.508	0.967	110.36	11:33:00.244
9 -	53.181	0.640	111.04	11:33:53.425
10 -	53.134	0.593	111.14	11:34:46.559
11 -	52.896 (3)	0.355	111.64	11:35:39.455
12 -	53.263	0.722	110.87	11:36:32.718
13 -	53.397	0.856	110.59	11:37:26.115
14 -	52.562 (2)	0.021	112.35	11:38:18.677
15 -	52.541 (1)		112.40	11:39:11.218
16 -	53.312	0.771	110.77	11:40:04.530

P6 17 Patrick JEANS				
LAP	LAP TIME	DIFF	MPH	TIME OF DAY
1 -	1:03.873	11.138	92.45	11:26:22.856
2 -	57.664	4.929	102.41	11:27:20.520
3 -	56.995	4.260	103.61	11:28:17.515
4 -	1:01.228 P	8.493	96.45	11:29:18.743
5 -	1:18.782	26.047	74.96	11:30:37.525
6 -	53.704 D	0.969	109.96	11:31:31.229
7 -	53.325	0.590	110.74	11:32:24.554
8 -	53.056 D	0.321	111.31	11:33:17.610
9 -	53.072 (3)	0.337	111.27	11:34:10.682
10 -	53.079	0.344	111.26	11:35:03.761
11 -	53.272	0.537	110.85	11:35:57.033
12 -	53.497	0.762	110.39	11:36:50.530
13 -	53.772	1.037	109.82	11:37:44.302
14 -	55.129	2.394	107.12	11:38:39.431
15 -	52.735 (1)		111.98	11:39:32.166
16 -	52.775 (2)	0.040	111.90	11:40:24.941

P7 10 Baptiste LEONARD				
LAP	LAP TIME	DIFF	MPH	TIME OF DAY
1 -	59.447	6.546	99.34	11:26:05.102
2 -	55.152	2.251	107.07	11:27:00.254
3 -	54.667	1.766	108.02	11:27:54.921
4 -	53.691	0.790	109.99	11:28:48.612
5 -	53.491	0.590	110.40	11:29:42.103
6 -	53.559	0.658	110.26	11:30:35.662
7 -	53.276	0.375	110.85	11:31:28.938

Weather / Track : Bright / Dry

Silverstone National
Circuit Length = 1.6404 miles
Start: 11:24 Flag 11:39 End: 11:40

F3 Cup Championship

QUALIFYING - RACE 9 - LAP ANALYSIS

DIFF = Difference To Personal Best Lap

8 -	53.208 (3)	0.307	110.99	11:32:22.146
9 -	54.083	1.182	109.19	11:33:16.229
10 -	55.543	2.642	106.32	11:34:11.772
11 -	53.948	1.047	109.46	11:35:05.720
12 -	53.026 (2)	0.125	111.37	11:35:58.746
13 -	52.901 (1)		111.63	11:36:51.647
14 -	54.158	1.257	109.04	11:37:45.805
15 -	58.283	5.382	101.32	11:38:44.088
16 -	56.540	3.639	104.45	11:39:40.628

P8 28 Mark HARRISON

LAP	LAP TIME	DIFF	MPH	TIME OF DAY
1 -	1:06.465	13.416	88.85	11:26:48.992
2 -	59.264	6.215	99.65	11:27:48.256
3 -	54.850	1.801	107.66	11:28:43.106
4 -	54.230	1.181	108.90	11:29:37.336
5 -	53.763	0.714	109.84	11:30:31.099
6 -	53.624	0.575	110.13	11:31:24.723
7 -	53.753	0.704	109.86	11:32:18.476
8 -	53.436	0.387	110.51	11:33:11.912
9 -	53.385 (3)	0.336	110.62	11:34:05.297
10 -	1:11.960	18.911	82.06	11:35:17.257
11 -	57.275	4.226	103.11	11:36:14.532
12 -	55.417	2.368	106.56	11:37:09.949
13 -	53.291 (2)	0.242	110.81	11:38:03.240
14 -	53.049 (1)		111.32	11:38:56.289
15 -	53.389	0.340	110.61	11:39:49.678

P9 6 George LINE

LAP	LAP TIME	DIFF	MPH	TIME OF DAY
1 -	59.826	6.704	98.71	11:26:45.735
2 -	56.484	3.362	104.55	11:27:42.219
3 -	54.436	1.314	108.48	11:28:36.655
4 -	53.829	0.707	109.71	11:29:30.484
5 -	53.571	0.449	110.24	11:30:24.055
6 -	53.367 (3)	0.245	110.66	11:31:17.422
7 -	59.007 P	5.885	100.08	11:32:16.429
8 -	1:53.267	1:00.145	52.13	11:34:09.696
9 -	54.714	1.592	107.93	11:35:04.410
10 -	53.338 (2)	0.216	110.72	11:35:57.748
11 -	53.122 (1)		111.17	11:36:50.870
12 -	57.167	4.045	103.30	11:37:48.037
13 -	54.957	1.835	107.45	11:38:42.994
14 -	53.374	0.252	110.64	11:39:36.368
15 -	54.660 D	1.538	108.04	11:40:31.028

P10 7 Phillip JEANS

LAP	LAP TIME	DIFF	MPH	TIME OF DAY
1 -	1:04.131	10.685	92.08	11:26:24.339
2 -	58.561	5.115	100.84	11:27:22.900
3 -	55.738	2.292	105.95	11:28:18.638
4 -	54.659	1.213	108.04	11:29:13.297
5 -	55.281	1.835	106.82	11:30:08.578
6 -	1:13.192	19.746	80.68	11:31:21.770
7 -	54.108	0.662	109.14	11:32:15.878
8 -	54.183	0.737	108.99	11:33:10.061
9 -	54.060	0.614	109.24	11:34:04.121
10 -	53.861 (3)	0.415	109.64	11:34:57.982
11 -	53.942	0.496	109.48	11:35:51.924
12 -	54.971	1.525	107.43	11:36:46.895
13 -	53.446 (1)		110.49	11:37:40.341
14 -	53.898	0.452	109.57	11:38:34.239

DIFF = Difference To Personal Best Lap

15 -	53.542 (2)	0.096	110.29	11:39:27.781
16 -	1:11.371 P	17.925	82.74	11:40:39.152

P11 18 David GILLETT

LAP	LAP TIME	DIFF	MPH	TIME OF DAY
1 -	1:00.224	6.314	98.06	11:25:53.612
2 -	56.387	2.477	104.73	11:26:49.999
3 -	55.036	1.126	107.30	11:27:45.035
4 -	54.501	0.591	108.35	11:28:39.536
5 -	54.220	0.310	108.92	11:29:33.756
6 -	53.971 (2)	0.061	109.42	11:30:27.727
7 -	54.317	0.407	108.72	11:31:22.044
8 -	54.561	0.651	108.23	11:32:16.605
9 -	54.005	0.095	109.35	11:33:10.610
10 -	54.223	0.313	108.91	11:34:04.833
11 -	53.910 (1)		109.54	11:34:58.743
12 -	53.974 (3)	0.064	109.41	11:35:52.717
13 -	56.977	3.067	103.65	11:36:49.694
14 -	54.502	0.592	108.35	11:37:44.196
15 -	59.637	5.727	99.02	11:38:43.833
16 -	55.745	1.835	105.94	11:39:39.578

P12 77 Roberto TIRONE

LAP	LAP TIME	DIFF	MPH	TIME OF DAY
1 -	1:02.724	8.311	94.15	11:26:07.690
2 -	57.958	3.545	101.89	11:27:05.648
3 -	56.195	1.782	105.09	11:28:01.843
4 -	56.868	2.455	103.84	11:28:58.711
5 -	56.737	2.324	104.08	11:29:55.448
6 -	55.046	0.633	107.28	11:30:50.494
7 -	54.560 (3)	0.147	108.24	11:31:45.054
8 -	54.980	0.567	107.41	11:32:40.034
9 -	54.735	0.322	107.89	11:33:34.769
10 -	54.413 (1)		108.53	11:34:29.182
11 -	54.866	0.453	107.63	11:35:24.048
12 -	55.007	0.594	107.36	11:36:19.055
13 -	55.707	1.294	106.01	11:37:14.762
14 -	54.657	0.244	108.04	11:38:09.419
15 -	54.514 (2)	0.101	108.33	11:39:03.933
16 -	56.132	1.719	105.21	11:40:00.065

P13 21 James SIMONS

LAP	LAP TIME	DIFF	MPH	TIME OF DAY
1 -	1:05.639	10.282	89.97	11:25:59.471
2 -	1:00.620	5.263	97.42	11:27:00.091
3 -	56.727	1.370	104.10	11:27:56.818
4 -	1:13.244	17.887	80.63	11:29:10.062
5 -	1:02.863	7.506	93.94	11:30:12.925
6 -	57.153	1.796	103.33	11:31:10.078
7 -	56.196	0.839	105.09	11:32:06.274
8 -	56.887	1.530	103.81	11:33:03.161
9 -	56.077	0.720	105.31	11:33:59.238
10 -	56.311	0.954	104.87	11:34:55.549
11 -	55.943 (3)	0.586	105.56	11:35:51.492
12 -	56.266	0.909	104.95	11:36:47.758
13 -	55.822 (2)	0.465	105.79	11:37:43.580
14 -	56.837	1.480	103.90	11:38:40.417
15 -	55.357 (1)		106.68	11:39:35.774
16 -	56.708	1.351	104.14	11:40:32.482

Weather / Track : Bright / Dry

Silverstone National


Circuit Length = 1.6404 miles

Start: 11:24 Flag 11:39 End: 11:40

F3 Cup Championship

RACE 9 - GRID (15 minutes)

ROW 7		55.357 13 21 James SIMONS
	54.413 12 77 Roberto TIRONE	
ROW 6		53.910 11 18 David GILLETT
	53.446 10 7 Phillip JEANS	
ROW 5		53.122 9 6 George LINE
	53.049 8 28 Mark HARRISON	
ROW 4		52.901 7 10 Baptiste LEONARD
	52.735 6 17 Patrick JEANS	
ROW 3		52.541 5 99 Darragh DALY
	52.213 4 5 Stuart WILTSHIRE	
ROW 2		52.184 3 19 Cian CAREY
	52.151 2 11 Shane KELLY	
ROW 1		52.133 1 8 Tony BISHOP
		Pole



Car No 6 - 1 lap disallowed - Exceeding track limits.
Car No 17 - 2 laps disallowed - Exceeding track limits.
Car No 8 - 3 laps disallowed - Exceeding track limits.

Silverstone National
Circuit Length = 1.6404 miles


These results are provisional until the conclusion of any judicial and technical matters.

Clerk Of Course :

Timekeeper :

F3 Cup Championship

RACE 10 - GRID (15 minutes)

ROW 7		55.822 13 21 James SIMONS
	54.514 12 77 Roberto TIRONE	
ROW 6		53.971 11 18 David GILLETT
	53.542 10 7 Phillip JEANS	
ROW 5		53.338 9 6 George LINE
	53.291 8 28 Mark HARRISON	
ROW 4		53.026 7 10 Baptiste LEONARD
	52.775 6 17 Patrick JEANS	
ROW 3		52.562 5 99 Darragh DALY
	52.442 4 5 Stuart WILTSHIRE	
ROW 2		52.339 3 11 Shane KELLY
	52.324 2 19 Cian CAREY	
ROW 1		52.232 1 8 Tony BISHOP
Pole		
		

Silverstone National
Circuit Length = 1.6404 miles

These results are provisional until the conclusion of any judicial and technical matters.

Clerk Of Course :

Timekeeper :

F3 Cup Championship

RACE 9 - CLASSIFICATION

POS	NO	CL	PIC NAME	ENTRY	LAPS	TIME	GAP	DIFF	MPH	BEST	ON
1	19	Cup	1 Cian CAREY	F308 VW	17	15:03.504			111.11	52.472	7
2	11	Cup	2 Shane KELLY	F308 Mugen	17	15:03.739	0.235	0.235	111.08	52.434	7
3	5	Cup	3 Stuart WILTSHIRE	F308 Mercedes	17	15:08.964	5.460	5.225	110.45	52.797	6
4	17	Cup	4 Patrick JEANS	F312 Mercedes	17	15:16.635	13.131	7.671	109.52	53.126	15
5	99	Cup	5 Darragh DALY	F308 Mercedes	17	15:19.054	15.550	2.419	109.23	52.622	6
6	6	Cup	6 George LINE	F308 Honda	17	15:20.461	16.957	1.407	109.07	53.436	10
7	10	Cup	7 Baptiste LEONARD	F312 Mercedes	17	15:20.709	17.205	0.248	109.04	52.943	10
8	7	Cup	8 Phillip JEANS	F312 Mercedes	17	15:29.280	25.776	8.571	108.03	53.534	14
9	28	Cup	9 Mark HARRISON	F308 Honda	17	15:32.281	28.777	3.001	107.68	53.773	6
10	8	Cup	10 Tony BISHOP	F311 Mercedes	17	15:34.837	31.333	2.556	107.39	52.617	6
11	18	Cup	11 David GILLETT	F308 VW	17	15:38.823	35.319	3.986	106.93	53.877	5
12	77	Cup	12 Roberto TIRONE	F308	17	15:54.636	51.132	15.813	105.16	54.566	13
13	21	Cup	13 James SIMONS	F310 VW Spiess	16	15:39.675	1 Lap	1 Lap	100.55	57.221	8

FASTEST LAP

11	Cup	Shane KELLY	F308 Mugen	7	52.434	112.63 mph	181.26 kph
----	-----	-------------	------------	---	--------	------------	------------

Weather / Track : Bright / Dry

These results are provisional until the conclusion of any judicial and technical matters.

Silverstone National

Circuit Length = 1.6404 miles

Start: 17:21 Flag 17:36 End: 17:37

Clerk Of Course :

Timekeeper :

F3 Cup Championship

RACE 9 - LAP CHART

LAP 1 @ 17:21:58.775			LAP 2 @ 17:22:52.154			LAP 3 @ 17:23:44.943			LAP 4 @ 17:24:37.651			LAP 5 @ 17:25:30.153		
NO	BEHIND	LAP TIME	NO	BEHIND	LAP TIME	NO	BEHIND	LAP TIME	NO	BEHIND	LAP TIME	NO	BEHIND	LAP TIME
19		56.821	19		53.379	19		52.789	19		52.708	19		52.502
11	0.273	57.094	11	0.423	53.529	11	0.753	53.119	11	0.674	52.629	11	0.751	52.579
5	1.110	57.931	5	1.568	53.837	5	1.921	53.142	5	2.240	53.027	5	2.757	53.019
17	1.657	58.478	17	2.279	54.001	17	3.295	53.805	17	4.169	53.582	17	4.986	53.319
6	2.077	58.898	6	2.847	54.149	6	4.178	54.120	6	5.298	53.828	6	6.504	53.708
28	2.658	59.479	28	3.271	53.992	28	4.444	53.962	28	5.791	54.055	28	7.078	53.789
18	3.241	1:00.062	18	3.955	54.093	18	5.452	54.286	10	7.623	54.059	10	8.681	53.560
7	4.285	1:01.106	10	5.588	54.355	10	6.272	53.473	18	8.279	55.535	18	9.654	53.877
10	4.612	1:01.433	7	6.139	55.233	7	7.288	53.938	7	8.751	54.171	99	10.167	53.771
77	7.035	1:03.856	99	7.514	53.848	99	8.037	53.312	99	8.898	53.569	7	10.725	54.476
99	7.045	1:03.866	77	11.239	57.583	77	14.382	55.932	77	17.136	55.462	77	20.475	55.841
8	8.894	1:05.715	21	13.955	58.286	21	19.744	58.578	21	25.492	58.456	8	29.036	53.700
21	9.048	1:05.869	8	26.331	1:10.816	8	27.250	53.708	8	27.838	53.296	21	30.732	57.742

Weather / Track : Bright / Dry

Silverstone National
 Circuit Length = 1.6404 miles
 Start: 17:21 Flag 17:36 End: 17:37

F3 Cup Championship

RACE 9 - LAP CHART

LAP 6 @ 17:26:22.831			LAP 7 @ 17:27:15.303			LAP 8 @ 17:28:07.862			LAP 9 @ 17:29:00.443			LAP 10 @ 17:29:53.163		
NO	BEHIND	LAP TIME	NO	BEHIND	LAP TIME	NO	BEHIND	LAP TIME	NO	BEHIND	LAP TIME	NO	BEHIND	LAP TIME
19		52.678	19		52.472	19		52.559	19		52.581	19		52.720
11	0.637	52.564	11	0.599	52.434	11	0.749	52.709	11	0.852	52.684	11	1.066	52.934
5	2.876	52.797	5	3.230	52.826	5	3.834	53.163	5	4.270	53.017	5	4.580	53.030
17	5.691	53.383	17	6.657	53.438	17	7.975	53.877	17	8.744	53.350	17	9.902	53.878
6	7.586	53.760	6	8.623	53.509	6	9.826	53.762	6	10.697	53.452	6	11.413	53.436
28	8.173	53.773	28	9.596	53.895	10	11.110	53.804	10	11.694	53.165	10	11.917	52.943
10	9.225	53.222	10	9.865	53.112	28	11.546	54.509	28	13.010	54.045	28	15.175	54.885
99	10.111	52.622	99	12.884	55.245	99	14.547	54.222	99	14.884	52.918	99	15.242	53.078
18	12.326	55.350	7	15.546	55.573	7	17.204	54.217	7	18.593	53.970	7	19.820	53.947
7	12.445	54.398	18	15.952	56.098	18	17.923	54.530	18	19.486	54.144	18	20.848	54.082
77	23.336	55.539	77	26.405	55.541	77	29.274	55.428	8	30.794	53.909	8	30.706	52.632
8	28.975	52.617	8	29.172	52.669	8	29.466	52.853	77	33.422	56.729	77	35.663	54.961
21	35.319	57.265	21	40.336	57.489	21	44.998	57.221	21	49.882	57.465			

Weather / Track : Bright / Dry

Results can be found at www.tsl-timing.com

Page 2 of 4

Silverstone National
 Circuit Length = 1.6404 miles
 Start: 17:21 Flag 17:36 End: 17:37

Printed - 17:39 Saturday, 23 June 2018

F3 Cup Championship

RACE 9 - LAP CHART

LAP 11 @ 17:30:46.083			LAP 12 @ 17:31:39.081			LAP 13 @ 17:32:32.594			LAP 14 @ 17:33:25.479			LAP 15 @ 17:34:18.493		
NO	BEHIND	LAP TIME	NO	BEHIND	LAP TIME	NO	BEHIND	LAP TIME	NO	BEHIND	LAP TIME	NO	BEHIND	LAP TIME
19		52.920	19		52.998	19		53.513	19		52.885	19		53.014
11	1.073	52.927	11	0.513	52.438	11	0.568	53.568	11	0.449	52.766	11	0.397	52.962
21	1 Lap	59.121	5	5.633	53.758	5	5.513	53.393	5	5.809	53.181	5	5.854	53.059
5	4.873	53.213	21	1 Lap	58.067	17	11.381	54.263	17	11.758	53.262	17	11.870	53.126
17	10.336	53.354	17	10.631	53.293	21	1 Lap	57.934	6	14.288	53.972	6	15.002	53.728
6	12.061	53.568	6	13.240	54.177	6	13.201	53.474	10	15.895	54.695	99	15.955	52.933
10	12.408	53.411	10	13.422	54.012	10	14.085	54.176	99	16.036	54.050	10	16.716	53.835
99	15.678	53.356	99	15.458	52.778	99	14.871	52.926	21	1 Lap	59.644	28	23.920	55.258
28	17.650	55.395	28	19.251	54.599	28	20.085	54.347	28	21.676	54.476	7	24.021	54.707
7	20.758	53.858	7	21.390	53.630	7	21.679	53.802	7	22.328	53.534	21	1 Lap	58.710
18	22.446	54.518	18	25.432	55.984	18	26.710	54.791	18	28.701	54.876	18	30.477	54.790
8	30.602	52.816	8	30.370	52.766	8	29.672	52.815	8	29.471	52.684	8	30.656	54.199
77	37.615	54.872	77	39.419	54.802	77	40.472	54.566	77	42.765	55.178	77	44.673	54.922

Weather / Track : Bright / Dry

Results can be found at www.tsl-timing.com

Page 3 of 4

Silverstone National
 Circuit Length = 1.6404 miles
 Start: 17:21 Flag 17:36 End: 17:37

Printed - 17:39 Saturday, 23 June 2018

F3 Cup Championship

RACE 9 - LAP CHART

LAP 16 @ 17:35:12.032			LAP 17 @ 17:36:05.458		
NO	BEHIND	LAP TIME	NO	BEHIND	LAP TIME
19		53.539	19		53.426
11	0.349	53.491	11	0.235	53.312
5	5.704	53.389	5	5.460	53.182
17	12.395	54.064	17	13.131	54.162
99	15.642	53.226	99	15.550	53.334
6	15.676	54.213	6	16.957	54.707
10	16.438	53.261	10	17.205	54.193
7	24.999	54.517	7	25.776	54.203
28	26.615	56.234	28	28.777	55.588
21	1 Lap	58.818	8	31.333	53.341
8	31.418	54.301	18	35.319	55.162
18	33.583	56.645	21	1 Lap	59.010
77	47.433	56.299	77	51.132	57.125

Weather / Track : Bright / Dry

Results can be found at www.tsl-timing.com

Page 4 of 4

Silverstone National
 Circuit Length = 1.6404 miles
 Start: 17:21 Flag 17:36 End: 17:37

Printed - 17:39 Saturday, 23 June 2018

F3 Cup Championship

RACE 9 - LAP ANALYSIS

DIFF = Difference To Personal Best Lap

P1 19 Cian CAREY				
LAP	LAP TIME	DIFF	MPH	TIME OF DAY
1 -	56.821	4.349	103.93	17:21:58.775
2 -	53.379	0.907	110.63	17:22:52.154
3 -	52.789	0.317	111.87	17:23:44.943
4 -	52.708	0.236	112.04	17:24:37.651
5 -	52.502 (2)	0.030	112.48	17:25:30.153
6 -	52.678	0.206	112.10	17:26:22.831
7 -	52.472 (1)		112.54	17:27:15.303
8 -	52.559 (3)	0.087	112.36	17:28:07.862
9 -	52.581	0.109	112.31	17:29:00.443
10 -	52.720	0.248	112.01	17:29:53.163
11 -	52.920	0.448	111.59	17:30:46.083
12 -	52.998	0.526	111.43	17:31:39.081
13 -	53.513	1.041	110.35	17:32:32.594
14 -	52.885	0.413	111.67	17:33:25.479
15 -	53.014	0.542	111.39	17:34:18.493
16 -	53.539	1.067	110.30	17:35:12.032
17 -	53.426	0.954	110.53	17:36:05.458

P2 11 Shane KELLY				
LAP	LAP TIME	DIFF	MPH	TIME OF DAY
1 -	57.094	4.660	103.43	17:21:59.048
2 -	53.529	1.095	110.32	17:22:52.577
3 -	53.119	0.685	111.17	17:23:45.696
4 -	52.629	0.195	112.21	17:24:38.325
5 -	52.579	0.145	112.31	17:25:30.904
6 -	52.564 (3)	0.130	112.35	17:26:23.468
7 -	52.434 (1)		112.63	17:27:15.902
8 -	52.709	0.275	112.04	17:28:08.611
9 -	52.684	0.250	112.09	17:29:01.295
10 -	52.934	0.500	111.56	17:29:54.229
11 -	52.927	0.493	111.58	17:30:47.156
12 -	52.438 (2)	0.004	112.62	17:31:39.594
13 -	53.568	1.134	110.24	17:32:33.162
14 -	52.766	0.332	111.92	17:33:25.928
15 -	52.962	0.528	111.50	17:34:18.890
16 -	53.491	1.057	110.40	17:35:12.381
17 -	53.312	0.878	110.77	17:36:05.693

P3 5 Stuart WILTSHIRE				
LAP	LAP TIME	DIFF	MPH	TIME OF DAY
1 -	57.931	5.134	101.94	17:21:59.885
2 -	53.837	1.040	109.69	17:22:53.722
3 -	53.142	0.345	111.12	17:23:46.864
4 -	53.027	0.230	111.37	17:24:39.891
5 -	53.019	0.222	111.38	17:25:32.910
6 -	52.797 (1)		111.85	17:26:25.707
7 -	52.826 (2)	0.029	111.79	17:27:18.533
8 -	53.163	0.366	111.08	17:28:11.696
9 -	53.017 (3)	0.220	111.39	17:29:04.713
10 -	53.030	0.233	111.36	17:29:57.743
11 -	53.213	0.416	110.98	17:30:50.956
12 -	53.758	0.961	109.85	17:31:44.714
13 -	53.393	0.596	110.60	17:32:38.107
14 -	53.181	0.384	111.04	17:33:31.288
15 -	53.059	0.262	111.30	17:34:24.347
16 -	53.389	0.592	110.61	17:35:17.736
17 -	53.182	0.385	111.04	17:36:10.918

DIFF = Difference To Personal Best Lap

P4 17 Patrick JEANS				
LAP	LAP TIME	DIFF	MPH	TIME OF DAY
1 -	58.478	5.352	100.98	17:22:00.432
2 -	54.001	0.875	109.36	17:22:54.433
3 -	53.805	0.679	109.76	17:23:48.238
4 -	53.582	0.456	110.21	17:24:41.820
5 -	53.319	0.193	110.76	17:25:35.139
6 -	53.383	0.257	110.62	17:26:28.522
7 -	53.438	0.312	110.51	17:27:21.960
8 -	53.877	0.751	109.61	17:28:15.837
9 -	53.350	0.224	110.69	17:29:09.187
10 -	53.878	0.752	109.61	17:30:03.065
11 -	53.354	0.228	110.68	17:30:56.419
12 -	53.293 (3)	0.167	110.81	17:31:49.712
13 -	54.263	1.137	108.83	17:32:43.975
14 -	53.262 (2)	0.136	110.87	17:33:37.237
15 -	53.126 (1)		111.16	17:34:30.363
16 -	54.064	0.938	109.23	17:35:24.427
17 -	54.162	1.036	109.03	17:36:18.589

P5 99 Darragh DALY				
LAP	LAP TIME	DIFF	MPH	TIME OF DAY
1 -	1:03.866	11.244	92.46	17:22:05.820
2 -	53.848	1.226	109.67	17:22:59.668
3 -	53.312	0.690	110.77	17:23:52.980
4 -	53.569	0.947	110.24	17:24:46.549
5 -	53.771	1.149	109.82	17:25:40.320
6 -	52.622 (1)		112.22	17:26:32.942
7 -	55.245	2.623	106.89	17:27:28.187
8 -	54.222	1.600	108.91	17:28:22.409
9 -	52.918 (3)	0.296	111.60	17:29:15.327
10 -	53.078	0.456	111.26	17:30:08.405
11 -	53.356	0.734	110.68	17:31:01.761
12 -	52.778 (2)	0.156	111.89	17:31:54.539
13 -	52.926	0.304	111.58	17:32:47.465
14 -	54.050	1.428	109.26	17:33:41.515
15 -	52.933	0.311	111.56	17:34:34.448
16 -	53.226	0.604	110.95	17:35:27.674
17 -	53.334	0.712	110.72	17:36:21.008

P6 6 George LINE				
LAP	LAP TIME	DIFF	MPH	TIME OF DAY
1 -	58.898	5.462	100.26	17:22:00.852
2 -	54.149	0.713	109.06	17:22:55.001
3 -	54.120	0.684	109.12	17:23:49.121
4 -	53.828	0.392	109.71	17:24:42.949
5 -	53.708	0.272	109.95	17:25:36.657
6 -	53.760	0.324	109.85	17:26:30.417
7 -	53.509	0.073	110.36	17:27:23.926
8 -	53.762	0.326	109.84	17:28:17.688
9 -	53.452 (2)	0.016	110.48	17:29:11.140
10 -	53.436 (1)		110.51	17:30:04.576
11 -	53.568	0.132	110.24	17:30:58.144
12 -	54.177	0.741	109.00	17:31:52.321
13 -	53.474 (3)	0.038	110.43	17:32:45.795
14 -	53.972	0.536	109.42	17:33:39.767
15 -	53.728	0.292	109.91	17:34:33.495
16 -	54.213	0.777	108.93	17:35:27.708
17 -	54.707	1.271	107.95	17:36:22.415

Weather / Track : Bright / Dry

Silverstone National
 Circuit Length = 1.6404 miles
 Start: 17:21 Flag 17:36 End: 17:37

F3 Cup Championship

RACE 9 - LAP ANALYSIS

DIFF = Difference To Personal Best Lap

P7 10 Baptiste LEONARD				
LAP	LAP TIME	DIFF	MPH	TIME OF DAY
1 -	1:01.433	8.490	96.13	17:22:03.387
2 -	54.355	1.412	108.64	17:22:57.742
3 -	53.473	0.530	110.44	17:23:51.215
4 -	54.059	1.116	109.24	17:24:45.274
5 -	53.560	0.617	110.26	17:25:38.834
6 -	53.222	0.279	110.96	17:26:32.056
7 -	53.112 (2)	0.169	111.19	17:27:25.168
8 -	53.804	0.861	109.76	17:28:18.972
9 -	53.165 (3)	0.222	111.08	17:29:12.137
10 -	52.943 (1)		111.54	17:30:05.080
11 -	53.411	0.468	110.57	17:30:58.491
12 -	54.012	1.069	109.33	17:31:52.503
13 -	54.176	1.233	109.00	17:32:46.679
14 -	54.695	1.752	107.97	17:33:41.374
15 -	53.835	0.892	109.69	17:34:35.209
16 -	53.261	0.318	110.88	17:35:28.470
17 -	54.193	1.250	108.97	17:36:22.663

P8 7 Phillip JEANS				
LAP	LAP TIME	DIFF	MPH	TIME OF DAY
1 -	1:01.106	7.572	96.64	17:22:03.060
2 -	55.233	1.699	106.92	17:22:58.293
3 -	53.938	0.404	109.48	17:23:52.231
4 -	54.171	0.637	109.01	17:24:46.402
5 -	54.476	0.942	108.40	17:25:40.878
6 -	54.398	0.864	108.56	17:26:35.276
7 -	55.573	2.039	106.26	17:27:30.849
8 -	54.217	0.683	108.92	17:28:25.066
9 -	53.970	0.436	109.42	17:29:19.036
10 -	53.947	0.413	109.47	17:30:12.983
11 -	53.858	0.324	109.65	17:31:06.841
12 -	53.630 (2)	0.096	110.11	17:32:00.471
13 -	53.802 (3)	0.268	109.76	17:32:54.273
14 -	53.534 (1)		110.31	17:33:47.807
15 -	54.707	1.173	107.95	17:34:42.514
16 -	54.517	0.983	108.32	17:35:37.031
17 -	54.203	0.669	108.95	17:36:31.234

P9 28 Mark HARRISON				
LAP	LAP TIME	DIFF	MPH	TIME OF DAY
1 -	59.479	5.706	99.28	17:22:01.433
2 -	53.992	0.219	109.38	17:22:55.425
3 -	53.962	0.189	109.44	17:23:49.387
4 -	54.055	0.282	109.25	17:24:43.442
5 -	53.789 (2)	0.016	109.79	17:25:37.231
6 -	53.773 (1)		109.82	17:26:31.004
7 -	53.895 (3)	0.122	109.57	17:27:24.899
8 -	54.509	0.736	108.34	17:28:19.408
9 -	54.045	0.272	109.27	17:29:13.453
10 -	54.885	1.112	107.60	17:30:08.338
11 -	55.395	1.622	106.61	17:31:03.733
12 -	54.599	0.826	108.16	17:31:58.332
13 -	54.347	0.574	108.66	17:32:52.679
14 -	54.476	0.703	108.40	17:33:47.155
15 -	55.258	1.485	106.87	17:34:42.413
16 -	56.234	2.461	105.01	17:35:38.647
17 -	55.588	1.815	106.23	17:36:34.235

DIFF = Difference To Personal Best Lap

P10 8 Tony BISHOP				
LAP	LAP TIME	DIFF	MPH	TIME OF DAY
1 -	1:05.715	13.098	89.86	17:22:07.669
2 -	1:10.816	18.199	83.39	17:23:18.485
3 -	53.708	1.091	109.95	17:24:12.193
4 -	53.296	0.679	110.80	17:25:05.489
5 -	53.700	1.083	109.97	17:25:59.189
6 -	52.617 (1)		112.23	17:26:51.806
7 -	52.669 (3)	0.052	112.12	17:27:44.475
8 -	52.853	0.236	111.73	17:28:37.328
9 -	53.909	1.292	109.54	17:29:31.237
10 -	52.632 (2)	0.015	112.20	17:30:23.869
11 -	52.816	0.199	111.81	17:31:16.685
12 -	52.766	0.149	111.92	17:32:09.451
13 -	52.815	0.198	111.81	17:33:02.266
14 -	52.684	0.067	112.09	17:33:54.950
15 -	54.199	1.582	108.96	17:34:49.149
16 -	54.301	1.684	108.75	17:35:43.450
17 -	53.341	0.724	110.71	17:36:36.791

P11 18 David GILLETT				
LAP	LAP TIME	DIFF	MPH	TIME OF DAY
1 -	1:00.062	6.185	98.32	17:22:02.016
2 -	54.093 (3)	0.216	109.17	17:22:56.109
3 -	54.286	0.409	108.78	17:23:50.395
4 -	55.535	1.658	106.34	17:24:45.930
5 -	53.877 (1)		109.61	17:25:39.807
6 -	55.350	1.473	106.69	17:26:35.157
7 -	56.098	2.221	105.27	17:27:31.255
8 -	54.530	0.653	108.30	17:28:25.785
9 -	54.144	0.267	109.07	17:29:19.929
10 -	54.082 (2)	0.205	109.19	17:30:14.011
11 -	54.518	0.641	108.32	17:31:08.529
12 -	55.984	2.107	105.48	17:32:04.513
13 -	54.791	0.914	107.78	17:32:59.304
14 -	54.876	0.999	107.61	17:33:54.180
15 -	54.790	0.913	107.78	17:34:48.970
16 -	56.645	2.768	104.25	17:35:45.615
17 -	55.162	1.285	107.06	17:36:40.777

P12 77 Roberto TIRONE				
LAP	LAP TIME	DIFF	MPH	TIME OF DAY
1 -	1:03.856	9.290	92.48	17:22:05.810
2 -	57.583	3.017	102.55	17:23:03.393
3 -	55.932	1.366	105.58	17:23:59.325
4 -	55.462	0.896	106.48	17:24:54.787
5 -	55.841	1.275	105.75	17:25:50.628
6 -	55.539	0.973	106.33	17:26:46.167
7 -	55.541	0.975	106.32	17:27:41.708
8 -	55.428	0.862	106.54	17:28:37.136
9 -	56.729	2.163	104.10	17:29:33.865
10 -	54.961	0.395	107.45	17:30:28.826
11 -	54.872 (3)	0.306	107.62	17:31:23.698
12 -	54.802 (2)	0.236	107.76	17:32:18.500
13 -	54.566 (1)		108.22	17:33:13.066
14 -	55.178	0.612	107.02	17:34:08.244
15 -	54.922	0.356	107.52	17:35:03.166
16 -	56.299	1.733	104.89	17:35:59.465
17 -	57.125	2.559	103.38	17:36:56.590

Weather / Track : Bright / Dry

Silverstone National
Circuit Length = 1.6404 miles
Start: 17:21 Flag 17:36 End: 17:37

F3 Cup Championship

RACE 9 - LAP ANALYSIS

DIFF = Difference To Personal Best Lap

P13 21 James SIMONS				
LAP	LAP TIME	DIFF	MPH	TIME OF DAY
1 -	1:05.869	8.648	89.65	17:22:07.823
2 -	58.286	1.065	101.32	17:23:06.109
3 -	58.578	1.357	100.81	17:24:04.687
4 -	58.456	1.235	101.02	17:25:03.143
5 -	57.742	0.521	102.27	17:26:00.885
6 -	57.265 (2)	0.044	103.12	17:26:58.150
7 -	57.489	0.268	102.72	17:27:55.639
8 -	57.221 (1)		103.20	17:28:52.860
9 -	57.465 (3)	0.244	102.76	17:29:50.325
10 -	59.121	1.900	99.89	17:30:49.446
11 -	58.067	0.846	101.70	17:31:47.513
12 -	57.934	0.713	101.93	17:32:45.447
13 -	59.644	2.423	99.01	17:33:45.091
14 -	58.710	1.489	100.59	17:34:43.801
15 -	58.818	1.597	100.40	17:35:42.619
16 -	59.010	1.789	100.07	17:36:41.629

Weather / Track : Bright / Dry

Results can be found at www.tsl-timing.com

Page 3 of 3

Silverstone National
Circuit Length = 1.6404 miles
Start: 17:21 Flag 17:36 End: 17:37

Printed - 17:39 Saturday, 23 June 2018

F3 Cup Championship

RACE 10 - CLASSIFICATION

POS	NO	CL	PIC NAME	ENTRY	LAPS	TIME	GAP	DIFF	MPH	BEST	ON
1	19	Cup	1 Cian CAREY	F308 VW	17	15:00.989			111.42	52.416	10
2	5	Cup	2 Stuart WILTSHIRE	F308 Mercedes	17	15:02.772	1.783	1.783	111.20	52.585	17
3	11	Cup	3 Shane KELLY	F308 Mugen	17	15:06.066	5.077	3.294	110.80	52.736	11
4	99	Cup	4 Darragh DALY	F308 Mercedes	17	15:09.887	8.898	3.821	110.33	52.895	13
5	17	Cup	5 Patrick JEANS	F312 Mercedes	17	15:10.499	9.510	0.612	110.26	52.750	14
6	28	Cup	6 Mark HARRISON	F308 Honda	17	15:27.867	26.878	17.368	108.20	53.871	14
7	6	Cup	7 George LINE	F308 Honda	17	15:28.376	27.387	0.509	108.14	53.855	15
8	18	Cup	8 David GILLETT	F308 VW	17	15:29.679	28.690	1.303	107.99	53.521	12
9	10	Cup	9 Baptiste LEONARD	F312 Mercedes	17	15:39.186	38.197	9.507	106.89	52.653	17
10	77	Cup	10 Roberto TIRONE	F308	17	15:44.420	43.431	5.234	106.30	54.541	14
11	21	Cup	11 James SIMONS	F310 VW Spiess	16	15:19.651	1 Lap	1 Lap	102.74	56.019	12
12	7	Cup	12 Phillip JEANS	F312 Mercedes	16	15:21.550	1 Lap	1.899	102.53	53.579	13

NOT CLASSIFIED

DNF	8	Cup	Tony BISHOP	F311 Mercedes	6	5:25.760	11 Laps	10 Laps	108.77	52.851	4
-----	---	-----	-------------	---------------	---	----------	---------	---------	--------	--------	---

FASTEST LAP

19	Cup	Cian CAREY	F308 VW	10	52.416	112.66 mph	181.32 kph
----	-----	------------	---------	----	--------	------------	------------

Weather / Track : Bright / Dry

These results are provisional until the conclusion of any judicial and technical matters.

Silverstone National

Circuit Length = 1.6404 miles

Start: 11:18 Flag 11:33 End: 11:34

Clerk Of Course :

Timekeeper :

F3 Cup Championship

RACE 10 - LAP CHART

LAP 1 @ 11:19:47.434			LAP 2 @ 11:20:40.553			LAP 3 @ 11:21:33.315			LAP 4 @ 11:22:26.193			LAP 5 @ 11:23:19.075		
NO	BEHIND	LAP TIME	NO	BEHIND	LAP TIME	NO	BEHIND	LAP TIME	NO	BEHIND	LAP TIME	NO	BEHIND	LAP TIME
19		56.179	19		53.119	19		52.762	19		52.878	19		52.882
5	0.319	56.498	5	0.724	53.524	5	0.831	52.869	5	0.659	52.706	5	0.621	52.844
11	0.898	57.077	11	1.246	53.467	11	1.467	52.983	11	1.479	52.890	11	1.571	52.974
99	2.316	58.495	99	2.300	53.103	99	2.482	52.944	99	3.271	53.667	99	3.664	53.275
8	2.649	58.828	8	2.883	53.353	17	3.717	53.016	17	3.956	53.117	17	4.483	53.409
17	3.628	59.807	17	3.463	52.954	8	4.304	54.183	8	4.277	52.851	8	4.734	53.339
28	4.262	1:00.441	6	5.982	54.394	28	8.352	54.858	28	9.347	53.873	28	10.635	54.170
6	4.707	1:00.886	28	6.256	55.113	6	8.960	55.740	6	10.590	54.508	6	11.895	54.187
18	4.721	1:00.900	18	7.106	55.504	18	9.421	55.077	18	11.333	54.790	18	12.677	54.226
7	5.361	1:01.540	7	7.391	55.149	7	10.021	55.392	77	14.774	55.765	77	17.129	55.237
77	6.438	1:02.617	77	9.351	56.032	77	11.887	55.298	21	19.653	56.265	21	23.395	56.624
21	8.071	1:04.250	21	12.398	57.446	21	16.266	56.630	10	34.302	53.648	10	34.584	53.164
10	32.454	1:28.633	10	33.030	53.695	10	33.532	53.264	7	42.920	1:25.777	7	45.567	55.529

Weather / Track : Bright / Dry

Results can be found at www.tsl-timing.com

Page 1 of 4

Silverstone National
 Circuit Length = 1.6404 miles
 Start: 11:18 Flag 11:33 End: 11:34

Printed - 11:37 Sunday, 24 June 2018

F3 Cup Championship

RACE 10 - LAP CHART

LAP 6 @ 11:24:11.805			LAP 7 @ 11:25:04.593			LAP 8 @ 11:25:57.152			LAP 9 @ 11:26:49.860			LAP 10 @ 11:27:42.276		
NO	BEHIND	LAP TIME	NO	BEHIND	LAP TIME	NO	BEHIND	LAP TIME	NO	BEHIND	LAP TIME	NO	BEHIND	LAP TIME
19		52.730	19		52.788	19		52.559	19		52.708	19		52.416
5	0.692	52.801	5	0.688	52.784	5	1.134	53.005	5	1.185	52.759	5	1.579	52.810
11	2.760	53.919	11	2.803	52.831	11	3.109	52.865	11	3.440	53.039	11	4.031	53.007
99	4.155	53.221	99	4.834	53.467	99	5.246	52.971	99	5.823	53.285	99	6.727	53.320
17	4.812	53.059	17	5.512	53.488	17	5.828	52.875	17	6.135	53.015	17	7.010	53.291
8	5.210	53.206	28	13.640	54.262	28	15.330	54.249	28	17.203	54.581	28	18.948	54.161
28	12.166	54.261	6	14.388	54.085	6	15.738	53.909	6	17.533	54.503	6	19.472	54.355
6	13.091	53.926	18	15.935	54.401	18	17.435	54.059	18	19.724	54.997	18	21.195	53.887
18	14.322	54.375	77	21.537	55.151	77	24.594	55.616	77	27.033	55.147	77	29.316	54.699
77	19.174	54.775	21	31.332	56.843	21	36.267	57.494	10	37.294	53.683	10	38.035	53.157
21	27.277	56.612	10	34.995	53.046	10	36.319	53.883	21	41.041	57.482	21	45.577	56.952
10	34.737	52.883	7	48.667	54.005	7	50.187	54.079	7	51.324	53.845			
7	47.450	54.613												

Weather / Track : Bright / Dry

Results can be found at www.tsl-timing.com

Page 2 of 4

Silverstone National
 Circuit Length = 1.6404 miles
 Start: 11:18 Flag 11:33 End: 11:34

Printed - 11:37 Sunday, 24 June 2018

F3 Cup Championship

RACE 10 - LAP CHART

LAP 11 @ 11:28:35.039			LAP 12 @ 11:29:27.797			LAP 13 @ 11:30:20.356			LAP 14 @ 11:31:13.622			LAP 15 @ 11:32:06.416		
NO	BEHIND	LAP TIME	NO	BEHIND	LAP TIME	NO	BEHIND	LAP TIME	NO	BEHIND	LAP TIME	NO	BEHIND	LAP TIME
19		52.763	19		52.758	19		52.559	19		53.266	19		52.794
5	1.773	52.957	5	1.931	52.916	5	2.616	53.244	5	2.355	53.005	5	2.381	52.820
7	1 Lap	56.581	11	4.320	53.074	11	4.564	52.803	21	1 Lap	57.617	11	5.111	53.651
11	4.004	52.736	7	1 Lap	54.864	7	1 Lap	53.952	11	4.254	52.956	99	8.372	53.500
99	7.394	53.430	99	7.618	52.982	99	7.954	52.895	7	1 Lap	53.579	17	9.384	53.872
17	7.798	53.551	17	8.300	53.260	17	8.822	53.081	99	7.666	52.978	7	1 Lap	56.372
28	20.132	53.947	28	21.486	54.112	28	22.893	53.966	17	8.306	52.750	21	1 Lap	59.626
6	20.714	54.005	6	21.996	54.040	6	23.390	53.953	28	23.498	53.871	28	24.604	53.900
18	22.196	53.764	18	22.959	53.521	18	23.921	53.521	6	24.125	54.001	6	25.186	53.855
77	31.625	55.072	77	33.825	54.958	77	35.860	54.594	18	24.322	53.667	18	25.693	54.165
10	38.082	52.810	10	37.984	52.660	10	38.140	52.715	77	37.135	54.541	10	38.414	53.443
21	49.033	56.219	21	52.294	56.019				10	37.765	52.891	77	39.425	55.084

Weather / Track : Bright / Dry

F3 Cup Championship

RACE 10 - LAP CHART

LAP 16 @ 11:32:59.275			LAP 17 @ 11:33:52.244		
NO	BEHIND	LAP TIME	NO	BEHIND	LAP TIME
19		52.859	19		52.969
5	2.167	52.645	5	1.783	52.585
11	5.055	52.803	11	5.077	52.991
99	8.715	53.202	99	8.898	53.152
17	9.615	53.090	17	9.510	52.864
7	1 Lap	54.014	21	1 Lap	57.254
21	1 Lap	56.318	7	1 Lap	1:02.259
28	25.719	53.974	28	26.878	54.128
6	26.371	54.044	6	27.387	53.985
18	26.774	53.940	18	28.690	54.885
10	38.513	52.958	10	38.197	52.653
77	41.572	55.006	77	43.431	54.828

Weather / Track : Bright / Dry

Results can be found at www.tsl-timing.com

Page 4 of 4

Silverstone National
 Circuit Length = 1.6404 miles
 Start: 11:18 Flag 11:33 End: 11:34

Printed - 11:37 Sunday, 24 June 2018

F3 Cup Championship

RACE 10 - LAP ANALYSIS

DIFF = Difference To Personal Best Lap

P1 19 Cian CAREY				
LAP	LAP TIME	DIFF	MPH	TIME OF DAY
1 -	56.179	3.763	105.12	11:19:47.434
2 -	53.119	0.703	111.17	11:20:40.553
3 -	52.762	0.346	111.93	11:21:33.315
4 -	52.878	0.462	111.68	11:22:26.193
5 -	52.882	0.466	111.67	11:23:19.075
6 -	52.730	0.314	111.99	11:24:11.805
7 -	52.788	0.372	111.87	11:25:04.593
8 -	52.559 (2)	0.143	112.36	11:25:57.152
9 -	52.708	0.292	112.04	11:26:49.860
10 -	52.416 (1)		112.66	11:27:42.276
11 -	52.763	0.347	111.92	11:28:35.039
12 -	52.758	0.342	111.93	11:29:27.797
13 -	52.559 (2)	0.143	112.36	11:30:20.356
14 -	53.266	0.850	110.87	11:31:13.622
15 -	52.794	0.378	111.86	11:32:06.416
16 -	52.859	0.443	111.72	11:32:59.275
17 -	52.969	0.553	111.49	11:33:52.244

P2 5 Stuart WILTSHIRE				
LAP	LAP TIME	DIFF	MPH	TIME OF DAY
1 -	56.498	3.913	104.52	11:19:47.753
2 -	53.524	0.939	110.33	11:20:41.277
3 -	52.869	0.284	111.70	11:21:34.146
4 -	52.706 (3)	0.121	112.04	11:22:26.852
5 -	52.844	0.259	111.75	11:23:19.696
6 -	52.801	0.216	111.84	11:24:12.497
7 -	52.784	0.199	111.88	11:25:05.281
8 -	53.005	0.420	111.41	11:25:58.286
9 -	52.759	0.174	111.93	11:26:51.045
10 -	52.810	0.225	111.82	11:27:43.855
11 -	52.957	0.372	111.51	11:28:36.812
12 -	52.916	0.331	111.60	11:29:29.728
13 -	53.244	0.659	110.91	11:30:22.972
14 -	53.005	0.420	111.41	11:31:15.977
15 -	52.820	0.235	111.80	11:32:08.797
16 -	52.645 (2)	0.060	112.17	11:33:01.442
17 -	52.585 (1)		112.30	11:33:54.027

P3 11 Shane KELLY				
LAP	LAP TIME	DIFF	MPH	TIME OF DAY
1 -	57.077	4.341	103.46	11:19:48.332
2 -	53.467	0.731	110.45	11:20:41.799
3 -	52.983	0.247	111.46	11:21:34.782
4 -	52.890	0.154	111.65	11:22:27.672
5 -	52.974	0.238	111.48	11:23:20.646
6 -	53.919	1.183	109.52	11:24:14.565
7 -	52.831	0.095	111.78	11:25:07.396
8 -	52.865	0.129	111.71	11:26:00.261
9 -	53.039	0.303	111.34	11:26:53.300
10 -	53.007	0.271	111.41	11:27:46.307
11 -	52.736 (1)		111.98	11:28:39.043
12 -	53.074	0.338	111.27	11:29:32.117
13 -	52.803 (2)	0.067	111.84	11:30:24.920
14 -	52.956	0.220	111.52	11:31:17.876
15 -	53.651	0.915	110.07	11:32:11.527
16 -	52.803 (2)	0.067	111.84	11:33:04.330
17 -	52.991	0.255	111.44	11:33:57.321

DIFF = Difference To Personal Best Lap

P4 99 Darragh DALY				
LAP	LAP TIME	DIFF	MPH	TIME OF DAY
1 -	58.495	5.600	100.95	11:19:49.750
2 -	53.103	0.208	111.21	11:20:42.853
3 -	52.944 (2)	0.049	111.54	11:21:35.797
4 -	53.667	0.772	110.04	11:22:29.464
5 -	53.275	0.380	110.85	11:23:22.739
6 -	53.221	0.326	110.96	11:24:15.960
7 -	53.467	0.572	110.45	11:25:09.427
8 -	52.971 (3)	0.076	111.48	11:26:02.398
9 -	53.285	0.390	110.83	11:26:55.683
10 -	53.320	0.425	110.75	11:27:49.003
11 -	53.430	0.535	110.53	11:28:42.433
12 -	52.982	0.087	111.46	11:29:35.415
13 -	52.895 (1)		111.64	11:30:28.310
14 -	52.978	0.083	111.47	11:31:21.288
15 -	53.500	0.605	110.38	11:32:14.788
16 -	53.202	0.307	111.00	11:33:07.990
17 -	53.152	0.257	111.10	11:34:01.142

P5 17 Patrick JEANS				
LAP	LAP TIME	DIFF	MPH	TIME OF DAY
1 -	59.807	7.057	98.74	11:19:51.062
2 -	52.954	0.204	111.52	11:20:44.016
3 -	53.016	0.266	111.39	11:21:37.032
4 -	53.117	0.367	111.18	11:22:30.149
5 -	53.409	0.659	110.57	11:23:23.558
6 -	53.059	0.309	111.30	11:24:16.617
7 -	53.488	0.738	110.41	11:25:10.105
8 -	52.875 (3)	0.125	111.69	11:26:02.980
9 -	53.015	0.265	111.39	11:26:55.995
10 -	53.291	0.541	110.81	11:27:49.286
11 -	53.551	0.801	110.28	11:28:42.837
12 -	53.260	0.510	110.88	11:29:36.097
13 -	53.081	0.331	111.25	11:30:29.178
14 -	52.750 (1)		111.95	11:31:21.928
15 -	53.872	1.122	109.62	11:32:15.800
16 -	53.090	0.340	111.23	11:33:08.890
17 -	52.864 (2)	0.114	111.71	11:34:01.754

P6 28 Mark HARRISON				
LAP	LAP TIME	DIFF	MPH	TIME OF DAY
1 -	1:00.441	6.570	97.70	11:19:51.696
2 -	55.113	1.242	107.15	11:20:46.809
3 -	54.858	0.987	107.65	11:21:41.667
4 -	53.873 (2)	0.002	109.62	11:22:35.540
5 -	54.170	0.299	109.02	11:23:29.710
6 -	54.261	0.390	108.83	11:24:23.971
7 -	54.262	0.391	108.83	11:25:18.233
8 -	54.249	0.378	108.86	11:26:12.482
9 -	54.581	0.710	108.20	11:27:07.063
10 -	54.161	0.290	109.03	11:28:01.224
11 -	53.947	0.076	109.47	11:28:55.171
12 -	54.112	0.241	109.13	11:29:49.283
13 -	53.966	0.095	109.43	11:30:43.249
14 -	53.871 (1)		109.62	11:31:37.120
15 -	53.900 (3)	0.029	109.56	11:32:31.020
16 -	53.974	0.103	109.41	11:33:24.994
17 -	54.128	0.257	109.10	11:34:19.122

Weather / Track : Bright / Dry

Silverstone National
Circuit Length = 1.6404 miles
Start: 11:18 Flag 11:33 End: 11:34

F3 Cup Championship

RACE 10 - LAP ANALYSIS

DIFF = Difference To Personal Best Lap

P7 6 George LINE				
LAP	LAP TIME	DIFF	MPH	TIME OF DAY
1 -	1:00.886	7.031	96.99	11:19:52.141
2 -	54.394	0.539	108.57	11:20:46.535
3 -	55.740	1.885	105.95	11:21:42.275
4 -	54.508	0.653	108.34	11:22:36.783
5 -	54.187	0.332	108.98	11:23:30.970
6 -	53.926 (3)	0.071	109.51	11:24:24.896
7 -	54.085	0.230	109.19	11:25:18.981
8 -	53.909 (2)	0.054	109.54	11:26:12.890
9 -	54.503	0.648	108.35	11:27:07.393
10 -	54.355	0.500	108.64	11:28:01.748
11 -	54.005	0.150	109.35	11:28:55.753
12 -	54.040	0.185	109.28	11:29:49.793
13 -	53.953	0.098	109.45	11:30:43.746
14 -	54.001	0.146	109.36	11:31:37.747
15 -	53.855 (1)		109.65	11:32:31.602
16 -	54.044	0.189	109.27	11:33:25.646
17 -	53.985	0.130	109.39	11:34:19.631

P8 18 David GILLETT				
LAP	LAP TIME	DIFF	MPH	TIME OF DAY
1 -	1:00.900	7.379	96.97	11:19:52.155
2 -	55.504	1.983	106.40	11:20:47.659
3 -	55.077	1.556	107.22	11:21:42.736
4 -	54.790	1.269	107.78	11:22:37.526
5 -	54.226	0.705	108.90	11:23:31.752
6 -	54.375	0.854	108.60	11:24:26.127
7 -	54.401	0.880	108.55	11:25:20.528
8 -	54.059	0.538	109.24	11:26:14.587
9 -	54.997	1.476	107.38	11:27:09.584
10 -	53.887	0.366	109.59	11:28:03.471
11 -	53.764	0.243	109.84	11:28:57.235
12 -	53.521 (1)		110.34	11:29:50.756
13 -	53.521 (1)		110.34	11:30:44.277
14 -	53.667 (3)	0.146	110.04	11:31:37.944
15 -	54.165	0.644	109.03	11:32:32.109
16 -	53.940	0.419	109.48	11:33:26.049
17 -	54.885	1.364	107.60	11:34:20.934

P9 10 Baptiste LEONARD				
LAP	LAP TIME	DIFF	MPH	TIME OF DAY
1 -	1:28.633	35.980	66.62	11:20:19.888
2 -	53.695	1.042	109.98	11:21:13.583
3 -	53.264	0.611	110.87	11:22:06.847
4 -	53.648	0.995	110.08	11:23:00.495
5 -	53.164	0.511	111.08	11:23:53.659
6 -	52.883	0.230	111.67	11:24:46.542
7 -	53.046	0.393	111.33	11:25:39.588
8 -	53.883	1.230	109.60	11:26:33.471
9 -	53.683	1.030	110.01	11:27:27.154
10 -	53.157	0.504	111.09	11:28:20.311
11 -	52.810	0.157	111.82	11:29:13.121
12 -	52.660 (2)	0.007	112.14	11:30:05.781
13 -	52.715 (3)	0.062	112.03	11:30:58.496
14 -	52.891	0.238	111.65	11:31:51.387
15 -	53.443	0.790	110.50	11:32:44.830
16 -	52.958	0.305	111.51	11:33:37.788
17 -	52.653 (1)		112.16	11:34:30.441

DIFF = Difference To Personal Best Lap

P10 77 Roberto TIRONE				
LAP	LAP TIME	DIFF	MPH	TIME OF DAY
1 -	1:02.617	8.076	94.31	11:19:53.872
2 -	56.032	1.491	105.39	11:20:49.904
3 -	55.298	0.757	106.79	11:21:45.202
4 -	55.765	1.224	105.90	11:22:40.967
5 -	55.237	0.696	106.91	11:23:36.204
6 -	54.775	0.234	107.81	11:24:30.979
7 -	55.151	0.610	107.08	11:25:26.130
8 -	55.616	1.075	106.18	11:26:21.746
9 -	55.147	0.606	107.08	11:27:16.893
10 -	54.699 (3)	0.158	107.96	11:28:11.592
11 -	55.072	0.531	107.23	11:29:06.664
12 -	54.958	0.417	107.45	11:30:01.622
13 -	54.594 (2)	0.053	108.17	11:30:56.216
14 -	54.541 (1)		108.27	11:31:50.757
15 -	55.084	0.543	107.21	11:32:45.841
16 -	55.006	0.465	107.36	11:33:40.847
17 -	54.828	0.287	107.71	11:34:35.675

P11 21 James SIMONS				
LAP	LAP TIME	DIFF	MPH	TIME OF DAY
1 -	1:04.250	8.231	91.91	11:19:55.505
2 -	57.446	1.427	102.80	11:20:52.951
3 -	56.630	0.611	104.28	11:21:49.581
4 -	56.265 (3)	0.246	104.96	11:22:45.846
5 -	56.624	0.605	104.29	11:23:42.470
6 -	56.612	0.593	104.31	11:24:39.082
7 -	56.843	0.824	103.89	11:25:35.925
8 -	57.494	1.475	102.71	11:26:33.419
9 -	57.482	1.463	102.73	11:27:30.901
10 -	56.952	0.933	103.69	11:28:27.853
11 -	56.219 (2)	0.200	105.04	11:29:24.072
12 -	56.019 (1)		105.42	11:30:20.091
13 -	57.617	1.598	102.49	11:31:17.708
14 -	59.626	3.607	99.04	11:32:17.334
15 -	56.318	0.299	104.86	11:33:13.652
16 -	57.254	1.235	103.14	11:34:10.906

P12 7 Phillip JEANS				
LAP	LAP TIME	DIFF	MPH	TIME OF DAY
1 -	1:01.540	7.961	95.96	11:19:52.795
2 -	55.149	1.570	107.08	11:20:47.944
3 -	55.392	1.813	106.61	11:21:43.336
4 -	1:25.777	32.198	68.84	11:23:09.113
5 -	55.529	1.950	106.35	11:24:04.642
6 -	54.613	1.034	108.13	11:24:59.255
7 -	54.005	0.426	109.35	11:25:53.260
8 -	54.079	0.500	109.20	11:26:47.339
9 -	53.845 (2)	0.266	109.67	11:27:41.184
10 -	56.581	3.002	104.37	11:28:37.765
11 -	54.864	1.285	107.64	11:29:32.629
12 -	53.952 (3)	0.373	109.46	11:30:26.581
13 -	53.579 (1)		110.22	11:31:20.160
14 -	56.372	2.793	104.76	11:32:16.532
15 -	54.014	0.435	109.33	11:33:10.546
16 -	1:02.259	8.680	94.85	11:34:12.805

Weather / Track : Bright / Dry

Silverstone National

Circuit Length = 1.6404 miles

Start: 11:18 Flag 11:33 End: 11:34

F3 Cup Championship

RACE 10 - LAP ANALYSIS


DIFF = Difference To Personal Best Lap

P13		8 Tony BISHOP		
LAP	LAP TIME	DIFF	MPH	TIME OF DAY
1 -	58.828	5.977	100.38	11:19:50.083
2 -	53.353	0.502	110.69	11:20:43.436
3 -	54.183	1.332	108.99	11:21:37.619
4 -	52.851 (1)		111.74	11:22:30.470
5 -	53.339 (3)	0.488	110.71	11:23:23.809
6 -	53.206 (2)	0.355	110.99	11:24:17.015

F3 Cup Championship

RACE 13 - GRID (20 minutes)

ROW 7		13	8 Tony BISHOP
	12	7 Phillip JEANS	
ROW 6		11	21 James SIMONS
	10	77 Roberto TIRONE	
ROW 5		9	10 Baptiste LEONARD
	8	18 David GILLET	
ROW 4		7	6 George LINE
	6	28 Mark HARRISON	
ROW 3		5	17 Patrick JEANS
	4	99 Darragh DALY	
ROW 2		3	11 Shane KELLY
	2	5 Stuart WILTSHIRE	
ROW 1		1	19 Cian CAREY
			Pole



Silverstone National
Circuit Length = 1.6404 miles

These results are provisional until the conclusion of any judicial and technical matters.

Clerk Of Course :

Timekeeper :

F3 Cup Championship

RACE 13 - CLASSIFICATION

POS	NO	CL	PIC NAME	ENTRY	LAPS	TIME	GAP	DIFF	MPH	BEST	ON
1	99	Cup	1 Darragh DALY	F308 Mercedes	23	20:34.766			110.00	52.720	8
2	10	Cup	2 Baptiste LEONARD	F312 Mercedes	23	20:38.717	3.951	3.951	109.65	53.026	22
3	17	Cup	3 Patrick JEANS	F312 Mercedes	23	20:44.078	9.312	5.361	109.18	52.736	22
4	6	Cup	4 George LINE	F308 Honda	23	20:48.477	13.711	4.399	108.79	53.554	16
5	19*	Cup	5 Cian CAREY	F308 VW	23	20:49.096	14.330	0.619	108.74	52.776	8
6	28	Cup	6 Mark HARRISON	F308 Honda	23	20:54.804	20.038	5.708	108.24	53.712	15
7	18	Cup	7 David GILLETT	F308 VW	23	21:04.162	29.396	9.358	107.44	54.100	7
8	7	Cup	8 Phillip JEANS	F312 Mercedes	23	21:19.551	44.785	15.389	106.15	53.830	10
9	8*	Cup	9 Tony BISHOP	F311 Mercedes	23	21:24.836	50.070	5.285	105.71	52.898	10
10	77	Cup	10 Roberto TIRONE	F308	22	20:55.534	1 Lap	1 Lap	103.48	54.811	11
11	21	Cup	11 James SIMONS	F310 VW Spiess	22	21:08.213	1 Lap	12.679	102.44	56.061	6

NOT CLASSIFIED

DNF	5	Cup	Stuart WILTSHIRE	F308 Mercedes	16	14:17.829	7 Laps	6 Laps	110.15	52.887	3
DNF	11	Cup	Shane KELLY	F308 Mugen	0						

FASTEST LAP

99	Cup	Darragh DALY	F308 Mercedes	8	52.720	112.01 mph	180.27 kph
----	-----	--------------	---------------	---	--------	------------	------------

Car Nos 8 & 19 - 5 second penalty - Exceeding track limits.

Weather / Track : Sunny / Dry

These results are provisional until the conclusion of any judicial and technical matters.

Silverstone National

Circuit Length = 1.6404 miles

Start: 14:11 Flag 14:31 End: 14:32

Clerk Of Course :

Timekeeper :

F3 Cup Championship

RACE 13 - LAP CHART

LAP 1 @ 14:12:11.268			LAP 2 @ 14:13:04.412			LAP 3 @ 14:13:57.635			LAP 4 @ 14:14:50.882			LAP 5 @ 14:15:44.078		
NO	BEHIND	LAP TIME	NO	BEHIND	LAP TIME	NO	BEHIND	LAP TIME	NO	BEHIND	LAP TIME	NO	BEHIND	LAP TIME
19		55.976	19		53.144	19		53.223	19		53.247	19		53.196
5	0.643	56.619	5	0.986	53.487	5	0.650	52.887	5	0.776	53.373	5	0.976	53.396
99	1.995	57.971	99	2.269	53.418	99	2.606	53.560	99	2.707	53.348	99	2.663	53.152
28	2.824	58.800	28	4.004	54.324	28	4.758	53.977	28	5.664	54.153	10	6.855	53.962
6	3.190	59.166	6	4.819	54.773	10	5.235	53.515	10	6.089	54.101	28	7.529	55.061
10	3.433	59.409	10	4.943	54.654	6	6.288	54.692	6	7.560	54.519	6	8.281	53.917
17	3.893	59.869	17	5.337	54.588	18	7.595	54.429	17	9.769	55.301	17	10.932	54.359
18	4.538	1:00.514	18	6.389	54.995	17	7.715	55.601	18	10.535	56.187	18	11.906	54.567
21	5.853	1:01.829	21	8.809	56.100	8	11.199	54.668	7	14.414	55.495	7	15.926	54.708
7	6.760	1:02.736	7	9.125	55.509	21	12.030	56.444	21	15.408	56.625	21	18.770	56.558
77	7.049	1:03.025	77	9.480	55.575	7	12.166	56.264	77	15.640	55.478	77	32.645	1:10.201
8	7.305	1:03.281	8	9.754	55.593	77	13.409	57.152	8	37.239	1:19.287	8	38.253	54.210

Weather / Track : Sunny / Dry

Results can be found at www.tsl-timing.com

Page 1 of 5

Silverstone National
 Circuit Length = 1.6404 miles
 Start: 14:11 Flag 14:31 End: 14:32

Printed - 14:39 Sunday, 24 June 2018

F3 Cup Championship

RACE 13 - LAP CHART

LAP 6 @ 14:16:37.356			LAP 7 @ 14:17:30.382			LAP 8 @ 14:18:23.158			LAP 9 @ 14:19:16.596			LAP 10 @ 14:20:10.175		
NO	BEHIND	LAP TIME	NO	BEHIND	LAP TIME	NO	BEHIND	LAP TIME	NO	BEHIND	LAP TIME	NO	BEHIND	LAP TIME
19		53.278	19		53.026	19		52.776	19		53.438	19		53.579
5	0.849	53.151	5	0.807	52.984	5	1.115	53.084	5	0.955	53.278	5	0.496	53.120
99	2.546	53.161	99	2.558	53.038	99	2.502	52.720	99	2.530	53.466	99	1.991	53.040
10	6.854	53.277	10	7.057	53.229	10	7.581	53.300	10	7.421	53.278	10	7.412	53.570
28	8.595	54.344	28	9.702	54.133	28	12.022	55.096	6	12.990	54.243	6	13.126	53.715
6	9.051	54.048	6	10.252	54.227	6	12.185	54.709	17	13.793	53.714	17	13.766	53.552
17	11.897	54.243	17	12.539	53.668	17	13.517	53.754	28	14.566	55.982	28	15.533	54.546
18	13.147	54.519	18	14.221	54.100	18	15.890	54.445	18	16.755	54.303	18	17.415	54.239
7	17.094	54.446	7	18.582	54.514	7	20.453	54.647	7	21.575	54.560	7	21.826	53.830
21	21.553	56.061	21	24.940	56.413	21	28.926	56.762	21	32.192	56.704	21	35.089	56.476
77	35.641	56.274	77	37.759	55.144	8	39.148	53.414	8	38.783	53.073	8	38.102	52.898
8	37.977	53.002	8	38.510	53.559	77	40.156	55.173	77	42.584	55.866	77	43.920	54.915

Weather / Track : Sunny / Dry

Results can be found at www.tsl-timing.com

Page 2 of 5

Silverstone National
 Circuit Length = 1.6404 miles
 Start: 14:11 Flag 14:31 End: 14:32

Printed - 14:39 Sunday, 24 June 2018

F3 Cup Championship

RACE 13 - LAP CHART

LAP 11 @ 14:21:03.898			LAP 12 @ 14:21:57.808			LAP 13 @ 14:22:51.422			LAP 14 @ 14:23:45.208			LAP 15 @ 14:24:39.169		
NO	BEHIND	LAP TIME	NO	BEHIND	LAP TIME	NO	BEHIND	LAP TIME	NO	BEHIND	LAP TIME	NO	BEHIND	LAP TIME
19		53.723	19		53.910	19		53.614	19		53.786	19		53.961
5	0.286	53.513	5	0.208	53.832	5	0.288	53.694	5	0.457	53.955	5	0.254	53.758
99	1.352	53.084	99	0.495	53.053	99	0.888	54.007	99	0.596	53.494	99	0.718	54.083
10	7.296	53.607	10	7.182	53.796	10	7.247	53.679	10	7.169	53.708	10	6.555	53.347
6	13.228	53.825	6	12.991	53.673	6	13.390	54.013	17	13.504	53.491	17	12.801	53.258
17	13.512	53.469	17	13.367	53.765	17	13.799	54.046	6	13.979	54.375	6	13.716	53.698
28	16.144	54.334	28	16.650	54.416	28	17.246	54.210	28	17.736	54.276	28	17.487	53.712
18	17.819	54.127	18	18.242	54.333	18	19.422	54.794	18	21.135	55.499	18	22.118	54.944
7	36.530	1:08.427	7	37.783	55.163	7	38.935	54.766	7	40.702	55.553	7	41.131	54.390
21	38.294	56.928	8	38.754	54.294	8	39.184	54.044	8	41.162	55.764	8	41.432	54.231
8	38.370	53.991	21	43.623	59.239	21	46.819	56.810	21	49.528	56.495	77	52.104	55.688
77	45.008	54.811	77	46.029	54.931	77	47.797	55.382	77	50.377	56.366			

Weather / Track : Sunny / Dry

Results can be found at www.tsl-timing.com

Page 3 of 5

Silverstone National
 Circuit Length = 1.6404 miles
 Start: 14:11 Flag 14:31 End: 14:32

Printed - 14:39 Sunday, 24 June 2018

F3 Cup Championship

RACE 13 - LAP CHART

LAP 16 @ 14:25:32.664			LAP 17 @ 14:26:27.739			LAP 18 @ 14:27:21.446			LAP 19 @ 14:28:15.056			LAP 20 @ 14:29:08.608		
NO	BEHIND	LAP TIME	NO	BEHIND	LAP TIME	NO	BEHIND	LAP TIME	NO	BEHIND	LAP TIME	NO	BEHIND	LAP TIME
19		53.495	99		54.206	99		53.707	99		53.610	99		53.552
21	1 Lap	58.373	77	1 Lap	58.713	77	1 Lap	57.010	10	6.513	53.953	10	6.198	53.237
5	0.457	53.698	10	6.170	55.128	10	6.170	53.707	77	1 Lap	55.516	77	1 Lap	55.844
99	0.869	53.646	21	1 Lap	1:01.406	19	10.125	55.217	19	9.811	53.296	19	9.846	53.587
10	6.117	53.057	19	8.615	1:03.690	17	10.336	53.671	17	10.557	53.831	17	10.327	53.322
17	12.295	52.989	17	10.372	53.152	6	12.336	53.742	6	12.434	53.708	6	12.752	53.870
6	13.775	53.554	6	12.301	53.601	21	1 Lap	59.589	21	1 Lap	57.660	28	18.942	54.780
28	17.778	53.786	28	17.056	54.353	28	17.465	54.116	28	17.714	53.859	21	1 Lap	58.334
18	23.011	54.388	18	22.657	54.721	18	23.975	55.025	18	25.495	55.130	18	26.553	54.610
7	42.342	54.706	7	41.352	54.085	7	41.914	54.269	7	42.316	54.012	7	43.274	54.510
8	42.664	54.727	8	41.707	54.118	8	42.397	54.397	8	42.707	53.920	8	43.645	54.490

Weather / Track : Sunny / Dry

Results can be found at www.tsl-timing.com

Page 4 of 5

Silverstone National
 Circuit Length = 1.6404 miles
 Start: 14:11 Flag 14:31 End: 14:32

Printed - 14:39 Sunday, 24 June 2018

F3 Cup Championship

RACE 13 - LAP CHART

LAP 21 @ 14:30:02.061			LAP 22 @ 14:30:55.940			LAP 23 @ 14:31:50.058		
NO	BEHIND	LAP TIME	NO	BEHIND	LAP TIME	NO	BEHIND	LAP TIME
99		53.453	99		53.879	99		54.118
10	5.791	53.046	10	4.938	53.026	10	3.951	53.131
19	9.938	53.545	19	9.285	53.226	17	9.312	53.626
17	10.947	54.073	17	9.804	52.736	19	9.330	54.163
6	13.555	54.256	6	13.911	54.235	6	13.711	53.918
77	1 Lap	58.083	77	1 Lap	57.432	28	20.038	54.778
28	19.485	53.996	28	19.378	53.772	77	1 Lap	56.955
21	1 Lap	58.141	18	28.473	54.712	18	29.396	55.041
18	27.640	54.540	21	1 Lap	58.301	21	1 Lap	56.965
7	43.910	54.089	7	44.436	54.405	7	44.785	54.467
8	44.009	53.817	8	44.558	54.428	8	45.070	54.630

Weather / Track : Sunny / Dry

Results can be found at www.tsl-timing.com

Page 5 of 5

Silverstone National
 Circuit Length = 1.6404 miles
 Start: 14:11 Flag 14:31 End: 14:32

Printed - 14:39 Sunday, 24 June 2018

F3 Cup Championship

RACE 13 - LAP ANALYSIS

DIFF = Difference To Personal Best Lap

P1 99 Darragh DALY				
LAP	LAP TIME	DIFF	MPH	TIME OF DAY
1 -	57.971	5.251	101.87	14:12:13.263
2 -	53.418	0.698	110.55	14:13:06.681
3 -	53.560	0.840	110.26	14:14:00.241
4 -	53.348	0.628	110.70	14:14:53.589
5 -	53.152	0.432	111.10	14:15:46.741
6 -	53.161	0.441	111.09	14:16:39.902
7 -	53.038 (2)	0.318	111.34	14:17:32.940
8 -	52.720 (1)		112.01	14:18:25.660
9 -	53.466	0.746	110.45	14:19:19.126
10 -	53.040 (3)	0.320	111.34	14:20:12.166
11 -	53.084	0.364	111.25	14:21:05.250
12 -	53.053	0.333	111.31	14:21:58.303
13 -	54.007	1.287	109.35	14:22:52.310
14 -	53.494	0.774	110.39	14:23:45.804
15 -	54.083	1.363	109.19	14:24:39.887
16 -	53.646	0.926	110.08	14:25:33.533
17 -	54.206	1.486	108.94	14:26:27.739
18 -	53.707	0.987	109.96	14:27:21.446
19 -	53.610	0.890	110.15	14:28:15.056
20 -	53.552	0.832	110.27	14:29:08.608
21 -	53.453	0.733	110.48	14:30:02.061
22 -	53.879	1.159	109.60	14:30:55.940
23 -	54.118	1.398	109.12	14:31:50.058

P2 10 Baptiste LEONARD				
LAP	LAP TIME	DIFF	MPH	TIME OF DAY
1 -	59.409	6.383	99.40	14:12:14.701
2 -	54.654	1.628	108.05	14:13:09.355
3 -	53.515	0.489	110.35	14:14:02.870
4 -	54.101	1.075	109.16	14:14:56.971
5 -	53.962	0.936	109.44	14:15:50.933
6 -	53.277	0.251	110.84	14:16:44.210
7 -	53.229	0.203	110.94	14:17:37.439
8 -	53.300	0.274	110.80	14:18:30.739
9 -	53.278	0.252	110.84	14:19:24.017
10 -	53.570	0.544	110.24	14:20:17.587
11 -	53.607	0.581	110.16	14:21:11.194
12 -	53.796	0.770	109.77	14:22:04.990
13 -	53.679	0.653	110.01	14:22:58.669
14 -	53.708	0.682	109.95	14:23:52.377
15 -	53.347	0.321	110.70	14:24:45.724
16 -	53.057 (3)	0.031	111.30	14:25:38.781
17 -	55.128	2.102	107.12	14:26:33.909
18 -	53.707	0.681	109.96	14:27:27.616
19 -	53.953	0.927	109.45	14:28:21.569
20 -	53.237	0.211	110.93	14:29:14.806
21 -	53.046 (2)	0.020	111.33	14:30:07.852
22 -	53.026 (1)		111.37	14:31:00.878
23 -	53.131	0.105	111.15	14:31:54.009

P3 17 Patrick JEANS				
LAP	LAP TIME	DIFF	MPH	TIME OF DAY
1 -	59.869	7.133	98.64	14:12:15.161
2 -	54.588	1.852	108.18	14:13:09.749
3 -	55.601	2.865	106.21	14:14:05.350
4 -	55.301	2.565	106.79	14:15:00.651
5 -	54.359	1.623	108.64	14:15:55.010
6 -	54.243	1.507	108.87	14:16:49.253
7 -	53.668	0.932	110.04	14:17:42.921
8 -	53.754	1.018	109.86	14:18:36.675

DIFF = Difference To Personal Best Lap

9 -	53.714	0.978	109.94	14:19:30.389
10 -	53.552	0.816	110.27	14:20:23.941
11 -	53.469	0.733	110.45	14:21:17.410
12 -	53.765	1.029	109.84	14:22:11.175
13 -	54.046	1.310	109.27	14:23:05.221
14 -	53.491	0.755	110.40	14:23:58.712
15 -	53.258	0.522	110.88	14:24:51.970
16 -	52.989 (2)	0.253	111.45	14:25:44.959
17 -	53.152 (3)	0.416	111.10	14:26:38.111
18 -	53.671	0.935	110.03	14:27:31.782
19 -	53.831	1.095	109.70	14:28:25.613
20 -	53.322	0.586	110.75	14:29:18.935
21 -	54.073	1.337	109.21	14:30:13.008
22 -	52.736 (1)		111.98	14:31:05.744
23 -	53.626	0.890	110.12	14:31:59.370

P4 6 George LINE				
LAP	LAP TIME	DIFF	MPH	TIME OF DAY
1 -	59.166	5.612	99.81	14:12:14.458
2 -	54.773	1.219	107.82	14:13:09.231
3 -	54.692	1.138	107.98	14:14:03.923
4 -	54.519	0.965	108.32	14:14:58.442
5 -	53.917	0.363	109.53	14:15:52.359
6 -	54.048	0.494	109.26	14:16:46.407
7 -	54.227	0.673	108.90	14:17:40.634
8 -	54.709	1.155	107.94	14:18:35.343
9 -	54.243	0.689	108.87	14:19:29.586
10 -	53.715	0.161	109.94	14:20:23.301
11 -	53.825	0.271	109.71	14:21:17.126
12 -	53.673 (3)	0.119	110.03	14:22:10.799
13 -	54.013	0.459	109.33	14:23:04.812
14 -	54.375	0.821	108.60	14:23:59.187
15 -	53.698	0.144	109.97	14:24:52.885
16 -	53.554 (1)		110.27	14:25:46.439
17 -	53.601 (2)	0.047	110.17	14:26:40.040
18 -	53.742	0.188	109.88	14:27:33.782
19 -	53.708	0.154	109.95	14:28:27.490
20 -	53.870	0.316	109.62	14:29:21.360
21 -	54.256	0.702	108.84	14:30:15.616
22 -	54.235	0.681	108.89	14:31:09.851
23 -	53.918	0.364	109.53	14:32:03.769

P5 19 Cian CAREY				
LAP	LAP TIME	DIFF	MPH	TIME OF DAY
1 -	55.976	3.200	105.50	14:12:11.268
2 -	53.144 (3)	0.368	111.12	14:13:04.412
3 -	53.223	0.447	110.96	14:13:57.635
4 -	53.247	0.471	110.91	14:14:50.882
5 -	53.196	0.420	111.01	14:15:44.078
6 -	53.278	0.502	110.84	14:16:37.356
7 -	53.026 (2)	0.250	111.37	14:17:30.382
8 -	52.776 (1)		111.90	14:18:23.158
9 -	53.438	0.662	110.51	14:19:16.596
10 -	53.579	0.803	110.22	14:20:10.175
11 -	53.723	0.947	109.92	14:21:03.898
12 -	53.910	1.134	109.54	14:21:57.808
13 -	53.614	0.838	110.15	14:22:51.422
14 -	53.786	1.010	109.79	14:23:45.208
15 -	53.961	1.185	109.44	14:24:39.169
16 -	53.495	0.719	110.39	14:25:32.664
17 -	1:03.690	10.914	92.72	14:26:36.354
18 -	55.217	2.441	106.95	14:27:31.571
19 -	53.296	0.520	110.80	14:28:24.867

Weather / Track : Sunny / Dry

Silverstone National

Circuit Length = 1.6404 miles

Start: 14:11 Flag 14:31 End: 14:32

F3 Cup Championship

RACE 13 - LAP ANALYSIS

DIFF = Difference To Personal Best Lap

20 -	53.587	0.811	110.20	14:29:18.454
21 -	53.545	0.769	110.29	14:30:11.999
22 -	53.226	0.450	110.95	14:31:05.225
23 -	54.163	1.387	109.03	14:31:59.388

DIFF = Difference To Personal Best Lap

4 -	55.495	1.665	106.41	14:15:05.296
5 -	54.708	0.878	107.94	14:16:00.004
6 -	54.446	0.616	108.46	14:16:54.450
7 -	54.514	0.684	108.33	14:17:48.964
8 -	54.647	0.817	108.06	14:18:43.611
9 -	54.560	0.730	108.24	14:19:38.171
10 -	53.830 (1)		109.70	14:20:32.001
11 -	1:08.427	14.597	86.30	14:21:40.428
12 -	55.163	1.333	107.05	14:22:35.591
13 -	54.766	0.936	107.83	14:23:30.357
14 -	55.553	1.723	106.30	14:24:25.910
15 -	54.390	0.560	108.58	14:25:20.300
16 -	54.706	0.876	107.95	14:26:15.006
17 -	54.085 (3)	0.255	109.19	14:27:09.091
18 -	54.269	0.439	108.82	14:28:03.360
19 -	54.012 (2)	0.182	109.33	14:28:57.372
20 -	54.510	0.680	108.34	14:29:51.882
21 -	54.089	0.259	109.18	14:30:45.971
22 -	54.405	0.575	108.55	14:31:40.376
23 -	54.467	0.637	108.42	14:32:34.843

P6 28 Mark HARRISON

LAP	LAP TIME	DIFF	MPH	TIME OF DAY
1 -	58.800	5.088	100.43	14:12:14.092
2 -	54.324	0.612	108.71	14:13:08.416
3 -	53.977	0.265	109.41	14:14:02.393
4 -	54.153	0.441	109.05	14:14:56.546
5 -	55.061	1.349	107.25	14:15:51.607
6 -	54.344	0.632	108.67	14:16:45.951
7 -	54.133	0.421	109.09	14:17:40.084
8 -	55.096	1.384	107.18	14:18:35.180
9 -	55.982	2.270	105.49	14:19:31.162
10 -	54.546	0.834	108.26	14:20:25.708
11 -	54.334	0.622	108.69	14:21:20.042
12 -	54.416	0.704	108.52	14:22:14.458
13 -	54.210	0.498	108.94	14:23:08.668
14 -	54.276	0.564	108.80	14:24:02.944
15 -	53.712 (1)		109.95	14:24:56.656
16 -	53.786 (3)	0.074	109.79	14:25:50.442
17 -	54.353	0.641	108.65	14:26:44.795
18 -	54.116	0.404	109.12	14:27:38.911
19 -	53.859	0.147	109.65	14:28:32.770
20 -	54.780	1.068	107.80	14:29:27.550
21 -	53.996	0.284	109.37	14:30:21.546
22 -	53.772 (2)	0.060	109.82	14:31:15.318
23 -	54.778	1.066	107.81	14:32:10.096

P9 8 Tony BISHOP

LAP	LAP TIME	DIFF	MPH	TIME OF DAY
1 -	1:03.281	10.383	93.32	14:12:18.573
2 -	55.593	2.695	106.23	14:13:14.166
3 -	54.668	1.770	108.02	14:14:08.834
4 -	1:19.287	26.389	74.48	14:15:28.121
5 -	54.210	1.312	108.94	14:16:22.331
6 -	53.002 (2)	0.104	111.42	14:17:15.333
7 -	53.559	0.661	110.26	14:18:08.892
8 -	53.414	0.516	110.56	14:19:02.306
9 -	53.073 (3)	0.175	111.27	14:19:55.379
10 -	52.898 (1)		111.64	14:20:48.277
11 -	53.991	1.093	109.38	14:21:42.268
12 -	54.294	1.396	108.77	14:22:36.562
13 -	54.044	1.146	109.27	14:23:30.606
14 -	55.764	2.866	105.90	14:24:26.370
15 -	54.231	1.333	108.89	14:25:20.601
16 -	54.727	1.829	107.91	14:26:15.328
17 -	54.118	1.220	109.12	14:27:09.446
18 -	54.397	1.499	108.56	14:28:03.843
19 -	53.920	1.022	109.52	14:28:57.763
20 -	54.490	1.592	108.38	14:29:52.253
21 -	53.817	0.919	109.73	14:30:46.070
22 -	54.428	1.530	108.50	14:31:40.498
23 -	54.630	1.732	108.10	14:32:35.128

P7 18 David GILLETT

LAP	LAP TIME	DIFF	MPH	TIME OF DAY
1 -	1:00.514	6.414	97.59	14:12:15.806
2 -	54.995	0.895	107.38	14:13:10.801
3 -	54.429	0.329	108.50	14:14:05.230
4 -	56.187	2.087	105.10	14:15:01.417
5 -	54.567	0.467	108.22	14:15:55.984
6 -	54.519	0.419	108.32	14:16:50.503
7 -	54.100 (1)		109.16	14:17:44.603
8 -	54.445	0.345	108.47	14:18:39.048
9 -	54.303	0.203	108.75	14:19:33.351
10 -	54.239 (3)	0.139	108.88	14:20:27.590
11 -	54.127 (2)	0.027	109.10	14:21:21.717
12 -	54.333	0.233	108.69	14:22:16.050
13 -	54.794	0.694	107.77	14:23:10.844
14 -	55.499	1.399	106.41	14:24:06.343
15 -	54.944	0.844	107.48	14:25:01.287
16 -	54.388	0.288	108.58	14:25:55.675
17 -	54.721	0.621	107.92	14:26:50.396
18 -	55.025	0.925	107.32	14:27:45.421
19 -	55.130	1.030	107.12	14:28:40.551
20 -	54.610	0.510	108.14	14:29:35.161
21 -	54.540	0.440	108.28	14:30:29.701
22 -	54.712	0.612	107.94	14:31:24.413
23 -	55.041	0.941	107.29	14:32:19.454

P10 77 Roberto TIRONE

LAP	LAP TIME	DIFF	MPH	TIME OF DAY
1 -	1:03.025	8.214	93.70	14:12:18.317
2 -	55.575	0.764	106.26	14:13:13.892
3 -	57.152	2.341	103.33	14:14:11.044
4 -	55.478	0.667	106.45	14:15:06.522
5 -	1:10.201	15.390	84.12	14:16:16.723
6 -	56.274	1.463	104.94	14:17:12.997
7 -	55.144	0.333	107.09	14:18:08.141
8 -	55.173	0.362	107.03	14:19:03.314
9 -	55.866	1.055	105.71	14:19:59.180
10 -	54.915 (2)	0.104	107.54	14:20:54.095
11 -	54.811 (1)		107.74	14:21:48.906
12 -	54.931 (3)	0.120	107.51	14:22:43.837
13 -	55.382	0.571	106.63	14:23:39.219
14 -	56.366	1.555	104.77	14:24:35.585

P8 7 Phillip JEANS

LAP	LAP TIME	DIFF	MPH	TIME OF DAY
1 -	1:02.736	8.906	94.13	14:12:18.028
2 -	55.509	1.679	106.39	14:13:13.537
3 -	56.264	2.434	104.96	14:14:09.801

Weather / Track : Sunny / Dry

Silverstone National
Circuit Length = 1.6404 miles
Start: 14:11 Flag 14:31 End: 14:32

F3 Cup Championship

RACE 13 - LAP ANALYSIS

DIFF = Difference To Personal Best Lap

15 -	55.688	0.877	106.04	14:25:31.273
16 -	58.713	3.902	100.58	14:26:29.986
17 -	57.010	2.199	103.59	14:27:26.996
18 -	55.516	0.705	106.37	14:28:22.512
19 -	55.844	1.033	105.75	14:29:18.356
20 -	58.083	3.272	101.67	14:30:16.439
21 -	57.432	2.621	102.82	14:31:13.871
22 -	56.955	2.144	103.69	14:32:10.826

P11 21 James SIMONS

LAP	LAP TIME	DIFF	MPH	TIME OF DAY
1 -	1:01.829	5.768	95.51	14:12:17.121
2 -	56.100 (2)	0.039	105.27	14:13:13.221
3 -	56.444	0.383	104.62	14:14:09.665
4 -	56.625	0.564	104.29	14:15:06.290
5 -	56.558	0.497	104.41	14:16:02.848
6 -	56.061 (1)		105.34	14:16:58.909
7 -	56.413 (3)	0.352	104.68	14:17:55.322
8 -	56.762	0.701	104.04	14:18:52.084
9 -	56.704	0.643	104.14	14:19:48.788
10 -	56.476	0.415	104.56	14:20:45.264
11 -	56.928	0.867	103.73	14:21:42.192
12 -	59.239	3.178	99.69	14:22:41.431
13 -	56.810	0.749	103.95	14:23:38.241
14 -	56.495	0.434	104.53	14:24:34.736
15 -	58.373	2.312	101.17	14:25:33.109
16 -	1:01.406	5.345	96.17	14:26:34.515
17 -	59.589	3.528	99.10	14:27:34.104
18 -	57.660	1.599	102.42	14:28:31.764
19 -	58.334	2.273	101.23	14:29:30.098
20 -	58.141	2.080	101.57	14:30:28.239
21 -	58.301	2.240	101.29	14:31:26.540
22 -	56.965	0.904	103.67	14:32:23.505

P12 5 Stuart WILTSHIRE

LAP	LAP TIME	DIFF	MPH	TIME OF DAY
1 -	56.619	3.732	104.30	14:12:11.911
2 -	53.487	0.600	110.41	14:13:05.398
3 -	52.887 (1)		111.66	14:13:58.285
4 -	53.373	0.486	110.64	14:14:51.658
5 -	53.396	0.509	110.60	14:15:45.054
6 -	53.151	0.264	111.11	14:16:38.205
7 -	52.984 (2)	0.097	111.46	14:17:31.189
8 -	53.084 (3)	0.197	111.25	14:18:24.273
9 -	53.278	0.391	110.84	14:19:17.551
10 -	53.120	0.233	111.17	14:20:10.671
11 -	53.513	0.626	110.35	14:21:04.184
12 -	53.832	0.945	109.70	14:21:58.016
13 -	53.694	0.807	109.98	14:22:51.710
14 -	53.955	1.068	109.45	14:23:45.665
15 -	53.758	0.871	109.85	14:24:39.423
16 -	53.698	0.811	109.97	14:25:33.121

Weather / Track : Sunny / Dry

Results can be found at www.tsl-timing.com

Page 3 of 3

Silverstone National
Circuit Length = 1.6404 miles
Start: 14:11 Flag 14:31 End: 14:32

Printed - 14:39 Sunday, 24 June 2018