



F3 Cup Championship

Oulton Park International Circuit

14th July 2018



Results Provided by Timing Solutions Ltd
www.tsl-timing.com



F3 Cup Championship

QUALIFYING - RACE 4 - CLASSIFICATION

POS	NO	NAME	ENTRY	TIME	ON	LAPS	GAP	DIFF	MPH
1	19*	Cian CAREY	F308 VW	1:31.004	9	12			106.49
2	1	Jacopo SEBASTIANI	F312 Mercedes	1:31.527	2	11	0.523	0.523	105.88
3	11	Shane KELLY	F308 Mugen	1:31.608	9	12	0.604	0.081	105.79
4	5	Stuart WILTSHIRE	F308 Mercedes	1:31.788	11	11	0.784	0.180	105.58
5	6	George LINE	F308 Honda	1:32.166	10	11	1.162	0.378	105.15
6	99	Darragh DALY	F308 Mercedes	1:32.589	12	12	1.585	0.423	104.67
7	91	Jonathon HUGHES	F312 Mercedes	1:32.818	4	11	1.814	0.229	104.41
8	10	Baptiste LEONARD	F312 Mercedes	1:34.003	10	12	2.999	1.185	103.09
9	18	David GILLETT	F308 VW	1:36.516	8	11	5.512	2.513	100.41
10	7	Phillip JEANS	F312 Mercedes	1:38.144	8	11	7.140	1.628	98.74

Car 19 – Please fit a working transponder MSA Q12.2.1

Weather / Track : Sunny / Dry

These results are provisional until the conclusion of any judicial and technical matters.

Oulton Park International
Circuit Length = 2.6920 miles
Start: 11:19 Flag 11:40 End: 11:41

Clerk Of Course :		Timekeeper :
-------------------	--	--------------



F3 Cup Championship

QUALIFYING - RACE 7 - 2ND FASTEST CLASSIFICATION

POS	NO	NAME	ENTRY	TIME	ON	LAPS	GAP	DIFF	MPH
1	19*	Cian CAREY	F308 VW	1:31.546	11	12			105.86
2	11	Shane KELLY	F308 Mugen	1:31.644	11	12	0.098	0.098	105.74
3	1	Jacopo SEBASTIANI	F312 Mercedes	1:31.725	11	11	0.179	0.081	105.65
4	5	Stuart WILTSHIRE	F308 Mercedes	1:32.130	10	11	0.584	0.405	105.19
5	6	George LINE	F308 Honda	1:32.547	9	11	1.001	0.417	104.71
6	91	Jonathon HUGHES	F312 Mercedes	1:32.819	5	11	1.273	0.272	104.41
7	99	Darragh DALY	F308 Mercedes	1:32.892	6	12	1.346	0.073	104.32
8	10	Baptiste LEONARD	F312 Mercedes	1:34.140	9	12	2.594	1.248	102.94
9	18	David GILLETT	F308 VW	1:36.546	7	11	5.000	2.406	100.38
10	7	Phillip JEANS	F312 Mercedes	1:38.373	10	11	6.827	1.827	98.51

Car 19 – Please fit a working transponder MSA Q12.2.1

Weather / Track : Sunny / Dry

These results are provisional until the conclusion of any judicial and technical matters.

Oulton Park International

Circuit Length = 2.6920 miles

Start: 11:19 Flag 11:40 End: 11:41

Clerk Of Course :		Timekeeper :
-------------------	--	--------------

F3 Cup Championship

QUALIFYING - RACE 4 & 7 - BEST SECTORS

SECTOR 1			SECTOR 2			SECTOR 3			IDEAL / BEST COMPARISON						
POS	NO	NAME	TIME	NO	NAME	TIME	NO	NAME	TIME	POS	NO	NAME	IDEAL	BEST	DIFF
													PERFECT LAP	1:31.143	
1	1	SEBASTIANI	21.958	11	KELLY	44.079	1	SEBASTIANI	25.106	1	1	SEBASTIANI	1:31.420	1:31.527	0.107
2	5	WILTSHIRE	22.061	1	SEBASTIANI	44.356	11	KELLY	25.135	2	11	KELLY	1:31.460	1:31.608	0.148
3	91	HUGHES	22.172	6	LINE	44.476	99	DALY	25.143	3	5	WILTSHIRE	1:31.788	1:31.788	0.000
4	6	LINE	22.185	5	WILTSHIRE	44.567	5	WILTSHIRE	25.160	4	6	LINE	1:32.166	1:32.166	0.000
5	11	KELLY	22.246	99	DALY	44.726	91	HUGHES	25.271	5	91	HUGHES	1:32.174	1:32.818	0.644
6	99	DALY	22.539	91	HUGHES	44.731	6	LINE	25.505	6	99	DALY	1:32.408	1:32.589	0.181
7	10	LEONARD	23.022	10	LEONARD	44.987	10	LEONARD	25.796	7	10	LEONARD	1:33.805	1:34.003	0.198
8	18	GILLETT	23.695	18	GILLETT	46.035	18	GILLETT	26.560	8	18	GILLETT	1:36.290	1:36.516	0.226
9	7	JEANS	24.089	7	JEANS	46.924	7	JEANS	26.830	9	7	JEANS	1:37.843	1:38.144	0.301
10										10	19	CAREY		1:31.004	

Weather / Track : Sunny / Dry

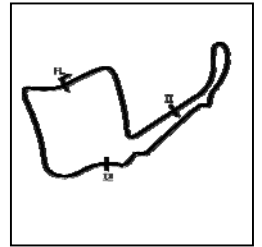
Results can be found at www.tsl-timing.com

Oulton Park International
 Circuit Length = 2.6920 miles
 Start: 11:19 Flag 11:40 End: 11:41

Printed - 11:44 Saturday, 14 July 2018

F3 Cup Championship

QUALIFYING - RACE 4 & 7 - SECTOR ANALYSIS



SECTOR 1 = FL to I1, SECTOR 2 = I1 to I2, SECTOR 3 = I2 to FL, DIFF = Difference To Personal Best Lap, P = Crossed Finish Line in Pit Lane, D = Time Disallowed

P1 19		Cian CAREY		F308 VW			
IDEAL LAP TIME :		BEST LAP TIME : 1:31.004		DIFFERENCE :			
LAP	SECTOR 1	SECTOR 2	SECTOR 3	LAP TIME	MPH	DIFF	TIME OF DAY
1 -				1:34.960	102.05	3.956	11:23:19.397
2 -				1:32.958	104.25	1.954	11:24:52.355
3 -				1:32.381	104.90	1.377	11:26:24.736
4 -				1:36.832	100.08	5.828	11:28:01.568
5 -				1:32.148	105.17	1.144	11:29:33.716
6 -				1:31.903	105.45	0.899	11:31:05.619
7 -				1:32.113	105.21	1.109	11:32:37.732
8 -				1:31.755 (3)	105.62	0.751	11:34:09.487
9 -				1:31.004 (1)	106.49		11:35:40.491
10 -				1:38.234	98.65	7.230	11:37:18.725
11 -				1:31.546 (2)	105.86	0.542	11:38:50.271
12 -				1:38.135	98.75	7.131	11:40:28.406

P2 1		Jacopo SEBASTIANI		F312 Mercedes			
IDEAL LAP TIME : 1:31.420		BEST LAP TIME : 1:31.527		DIFFERENCE : 0.107			
LAP	SECTOR 1	SECTOR 2	SECTOR 3	LAP TIME	MPH	DIFF	TIME OF DAY
1 -	22.759	44.908	25.526	1:33.193	103.99	1.666	11:23:31.159
2 -	22.065	44.356	25.106	1:31.527 (1)	105.88		11:25:02.686
3 -	22.087	44.563	25.544	1:32.194	105.11	0.667	11:26:34.880
4 -	22.359	44.847	25.407	1:32.613	104.64	1.086	11:28:07.493
5 -	26.312	52.858	26.767	1:45.937	91.48	14.410	11:29:53.430
6 -	22.249	45.028	25.556	1:32.833	104.39	1.306	11:31:26.263
7 -	22.347	54.092	IN PIT	1:49.190 P	88.75	17.663	11:33:15.453
8 -	OUTLAP	54.507	27.303	2:58.470	54.30	1:26.943	11:36:13.923
9 -	22.734	45.166	25.526	1:33.426	103.73	1.899	11:37:47.349
10 -	22.240	44.747	25.128	1:32.115 (3)	105.20	0.588	11:39:19.464
11 -	21.958	44.612	25.155	1:31.725 (2)	105.65	0.198	11:40:51.189

P3 11		Shane KELLY		F308 Mugen			
IDEAL LAP TIME : 1:31.460		BEST LAP TIME : 1:31.608		DIFFERENCE : 0.148			
LAP	SECTOR 1	SECTOR 2	SECTOR 3	LAP TIME	MPH	DIFF	TIME OF DAY
1 -	23.215	45.101	25.707	1:34.023	103.07	2.415	11:23:20.381
2 -	22.455	45.008	25.558	1:33.021	104.18	1.413	11:24:53.402
3 -	22.306	44.586	25.332	1:32.224	105.08	0.616	11:26:25.626
4 -	22.909	52.373	26.135	1:41.417	95.55	9.809	11:28:07.043
5 -	22.515	44.204	25.434	1:32.153	105.16	0.545	11:29:39.196
6 -	22.431	44.191	25.407	1:32.029	105.30	0.421	11:31:11.225
7 -	22.620	46.624	26.151	1:35.395	101.59	3.787	11:32:46.620
8 -	22.272	44.196	25.306	1:31.774	105.59	0.166	11:34:18.394
9 -	22.286	44.079	25.243	1:31.608 (1)	105.79		11:35:50.002
10 -	22.403	47.597	28.180	1:38.180	98.70	6.572	11:37:28.182
11 -	22.256	44.101	25.287	1:31.644 (2)	105.74	0.036	11:38:59.826
12 -	22.246	44.389	25.135	1:31.770 (3)	105.60	0.162	11:40:31.596

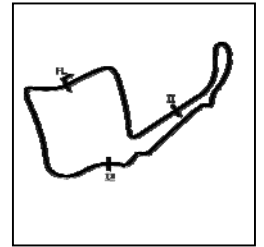
P4 5		Stuart WILTSHIRE		F308 Mercedes			
IDEAL LAP TIME : 1:31.788		BEST LAP TIME : 1:31.788		DIFFERENCE : 0.000			
LAP	SECTOR 1	SECTOR 2	SECTOR 3	LAP TIME	MPH	DIFF	TIME OF DAY
1 -	23.740	45.358	25.811	1:34.909	102.11	3.121	11:23:18.670
2 -	22.797	44.797	25.229	1:32.823	104.40	1.035	11:24:51.493
3 -	22.378	44.742	25.412	1:32.532	104.73	0.744	11:26:24.025
4 -	22.395	44.842	IN PIT	1:36.709 P	100.21	4.921	11:28:00.734
5 -	OUTLAP	49.749	27.154	3:26.586	46.91	1:54.798	11:31:27.320
6 -	22.409	44.573	25.317	1:32.299	104.99	0.511	11:32:59.619
7 -	22.359	44.767	25.510	1:32.636	104.61	0.848	11:34:32.255
8 -	22.455	44.846	25.278	1:32.579	104.68	0.791	11:36:04.834
9 -	22.275	44.630	25.311	1:32.216 (3)	105.09	0.428	11:37:37.050
10 -	22.222	44.598	25.310	1:32.130 (2)	105.19	0.342	11:39:09.180

Weather / Track : Sunny / Dry

Oulton Park International
Circuit Length = 2.6920 miles
Start: 11:19 Flag 11:40 End: 11:41

F3 Cup Championship

QUALIFYING - RACE 4 & 7 - SECTOR ANALYSIS



SECTOR 1 = FL to I1, SECTOR 2 = I1 to I2, SECTOR 3 = I2 to FL, DIFF = Difference To Personal Best Lap, P = Crossed Finish Line in Pit Lane, D = Time Disallowed
11 - 22.061 44.567 25.160 1:31.788 (1) 105.58 11:40:40.968

P5 6		George LINE		F308 Honda			
IDEAL LAP TIME : 1:32.166		BEST LAP TIME : 1:32.166		DIFFERENCE : 0.000			
LAP	SECTOR 1	SECTOR 2	SECTOR 3	LAP TIME	MPH	DIFF	TIME OF DAY
1 -	23.350	45.333	26.120	1:34.803	102.22	2.637	11:23:22.532
2 -	22.615	44.858	25.589	1:33.062	104.13	0.896	11:24:55.594
3 -	22.427	44.747	25.608	1:32.782 (3)	104.45	0.616	11:26:28.376
4 -	22.556	45.947	IN PIT	1:39.665 P	97.23	7.499	11:28:08.041
5 -	OUTLAP	1:01.345	31.988	3:52.798	41.62	2:20.632	11:32:00.839
6 -	22.688	45.246	27.498	1:35.432	101.55	3.266	11:33:36.271
7 -	22.615	44.759	25.533	1:32.907	104.31	0.741	11:35:09.178
8 -	22.829	47.139	25.706	1:35.674	101.29	3.508	11:36:44.852
9 -	22.422	44.596	25.529	1:32.547 (2)	104.71	0.381	11:38:17.399
10 -	22.185	44.476	25.505	1:32.166 (1)	105.15		11:39:49.565
11 -	22.504	46.398	27.251	1:36.153	100.79	3.987	11:41:25.718

P6 99		Darragh DALY		F308 Mercedes			
IDEAL LAP TIME : 1:32.408		BEST LAP TIME : 1:32.589		DIFFERENCE : 0.181			
LAP	SECTOR 1	SECTOR 2	SECTOR 3	LAP TIME	MPH	DIFF	TIME OF DAY
1 -	23.249	46.248	25.841	1:35.338	101.65	2.749	11:23:40.715
2 -	22.568	45.519	25.538	1:33.625	103.51	1.036	11:25:14.340
3 -	22.774	44.967	25.633	1:33.374	103.79	0.785	11:26:47.714
4 -	23.469	48.870	25.867	1:38.206	98.68	5.617	11:28:25.920
5 -	22.571	44.783	25.589	1:32.943 (3)	104.27	0.354	11:29:58.863
6 -	22.657	44.726	25.509	1:32.892 (2)	104.32	0.303	11:31:31.755
7 -	22.874	45.191	25.875	1:33.940	103.16	1.351	11:33:05.695
8 -	22.986	45.626	27.476	1:36.088	100.85	3.499	11:34:41.783
9 -	22.716	44.778	25.562	1:33.056	104.14	0.467	11:36:14.839
10 -	22.539	45.148	25.362	1:33.049	104.15	0.460	11:37:47.888
11 -	22.610	47.669	25.909	1:36.188	100.75	3.599	11:39:24.076
12 -	22.671	44.775	25.143	1:32.589 (1)	104.67		11:40:56.665

P7 91		Jonathon HUGHES		F312 Mercedes			
IDEAL LAP TIME : 1:32.174		BEST LAP TIME : 1:32.818		DIFFERENCE : 0.644			
LAP	SECTOR 1	SECTOR 2	SECTOR 3	LAP TIME	MPH	DIFF	TIME OF DAY
1 -	23.494	45.797	25.939	1:35.230	101.76	2.412	11:23:40.132
2 -	22.434	46.290	26.873	1:35.597	101.37	2.779	11:25:15.729
3 -	23.218	45.302	25.874	1:34.394	102.66	1.576	11:26:50.123
4 -	22.709	44.838	25.271	1:32.818 (1)	104.41		11:28:22.941
5 -	22.423	45.118	25.278	1:32.819 (2)	104.41	0.001	11:29:55.760
6 -	22.479	44.731	25.669	1:32.879 (3)	104.34	0.061	11:31:28.639
7 -	22.576	45.159	25.425	1:33.160	104.02	0.342	11:33:01.799
8 -	22.172	45.297	25.620	1:33.089	104.10	0.271	11:34:34.888
9 -	22.375	45.763	25.385	1:33.523	103.62	0.705	11:36:08.411
10 -	22.608	45.994	26.374	1:34.976	102.03	2.158	11:37:43.387
11 -	26.387	54.545	IN PIT	2:09.915 P	74.59	37.097	11:39:53.302

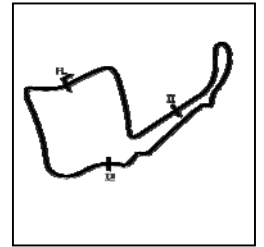
P8 10		Baptiste LEONARD		F312 Mercedes			
IDEAL LAP TIME : 1:33.805		BEST LAP TIME : 1:34.003		DIFFERENCE : 0.198			
LAP	SECTOR 1	SECTOR 2	SECTOR 3	LAP TIME	MPH	DIFF	TIME OF DAY
1 -	24.427	47.093	26.578	1:38.098	98.79	4.095	11:23:44.401
2 -	23.441	45.921	26.170	1:35.532	101.44	1.529	11:25:19.933
3 -	23.592	45.670	26.123	1:35.385	101.60	1.382	11:26:55.318
4 -	23.456	45.851	26.123	1:35.430	101.55	1.427	11:28:30.748
5 -	23.392	45.576	26.228	1:35.196	101.80	1.193	11:30:05.944
6 -	23.280	46.402	26.434	1:36.116	100.82	2.113	11:31:42.060
7 -	23.519	45.557	26.039	1:35.115	101.89	1.112	11:33:17.175
8 -	23.319	45.312	25.951	1:34.582 (3)	102.46	0.579	11:34:51.757
9 -	23.112	45.173	25.855	1:34.140 (2)	102.94	0.137	11:36:25.897

Weather / Track : Sunny / Dry

Oulton Park International
 Circuit Length = 2.6920 miles
 Start: 11:19 Flag 11:40 End: 11:41

F3 Cup Championship

QUALIFYING - RACE 4 & 7 - SECTOR ANALYSIS



SECTOR 1 = FL to I1, SECTOR 2 = I1 to I2, SECTOR 3 = I2 to FL, DIFF = Difference To Personal Best Lap, P = Crossed Finish Line in Pit Lane, D = Time Disallowed

10 -	23.144	45.063	25.796	1:34.003 (1)	103.09		11:37:59.900
11 -	23.022	44.987	28.524	1:36.533	100.39	2.530	11:39:36.433
12 -	23.412	45.452	25.975	1:34.839	102.18	0.836	11:41:11.272

P9 18		David GILLETT		F308 VW			
IDEAL LAP TIME : 1:36.290		BEST LAP TIME : 1:36.516		DIFFERENCE : 0.226			
LAP	SECTOR 1	SECTOR 2	SECTOR 3	LAP TIME	MPH	DIFF	TIME OF DAY
1 -	24.711	47.529	26.774	1:39.014	97.87	2.498	11:23:45.902
2 -	23.865	46.884	27.064	1:37.813	99.07	1.297	11:25:23.715
3 -	24.017	46.690	28.749	1:39.456	97.44	2.940	11:27:03.171
4 -	24.238	46.518	26.779	1:37.535	99.36	1.019	11:28:40.706
5 -	23.910	46.394	26.665	1:36.969 (3)	99.94	0.453	11:30:17.675
6 -	23.988	46.663	26.768	1:37.419	99.48	0.903	11:31:55.094
7 -	23.810	46.035	26.701	1:36.546 (2)	100.38	0.030	11:33:31.640
8 -	23.885	46.071	26.560	1:36.516 (1)	100.41		11:35:08.156
9 -	23.771	48.778	28.480	1:41.029	95.92	4.513	11:36:49.185
10 -	23.831	46.788	26.737	1:37.356	99.54	0.840	11:38:26.541
11 -	23.695	49.496	27.462	1:40.653	96.28	4.137	11:40:07.194

P10 7		Phillip JEANS		F312 Mercedes			
IDEAL LAP TIME : 1:37.843		BEST LAP TIME : 1:38.144		DIFFERENCE : 0.301			
LAP	SECTOR 1	SECTOR 2	SECTOR 3	LAP TIME	MPH	DIFF	TIME OF DAY
1 -	26.176	51.185	28.294	1:45.655	91.72	7.511	11:23:54.229
2 -	25.158	48.735	27.132	1:41.025	95.92	2.881	11:25:35.254
3 -	24.868	48.408	27.362	1:40.638	96.29	2.494	11:27:15.892
4 -	24.573	48.057	27.604	1:40.234	96.68	2.090	11:28:56.126
5 -	24.672	47.669	27.033	1:39.374	97.52	1.230	11:30:35.500
6 -	24.322	47.264	27.200	1:38.786	98.10	0.642	11:32:14.286
7 -	24.439	47.482	27.126	1:39.047	97.84	0.903	11:33:53.333
8 -	24.187	46.994	26.963	1:38.144 (1)	98.74		11:35:31.477
9 -	24.641	46.924	26.830	1:38.395 (3)	98.49	0.251	11:37:09.872
10 -	24.089	47.206	27.078	1:38.373 (2)	98.51	0.229	11:38:48.245
11 -	24.100	56.671	26.995	1:47.766	89.92	9.622	11:40:36.011

F3 Cup Championship

RACE 4 - GRID (20 minutes)

ROW 6	11	17 Patrick JEANS				
					1:38.144	
				10	7 Phillip JEANS	
ROW 5	9	18 David GILLETT				
		1:36.516				
					1:34.003	
				8	10 Baptiste LEONARD	
ROW 4	7	91 Jonathon HUGHES				
		1:32.818				
					1:32.589	
				6	99 Darragh DALY	
ROW 3	5	6 George LINE				
		1:32.166				
					1:31.788	
				4	5 Stuart WILTSHIRE	
ROW 2	3	11 Shane KELLY				
		1:31.608				
					1:31.527	
				2	1 Jacopo SEBASTIANI	
ROW 1	1	19 Cian CAREY				
		1:31.004				
		Pole				

Oulton Park International
Circuit Length = 2.6920 miles

These results are provisional until the conclusion of any judicial and technical matters.

Clerk Of Course :


Timekeeper :

F3 Cup Championship

RACE 7 - GRID (20 minutes)

ROW 6	11	17	Patrick JEANS	1:38.373	10	7	Phillip JEANS
ROW 5	9	18	David GILLETT	1:34.140	8	10	Baptiste LEONARD
ROW 4	7	99	Darragh DALY	1:32.819	6	91	Jonathon HUGHES
ROW 3	5	6	George LINE	1:32.130	4	5	Stuart WILTSHIRE
ROW 2	3	1	Jacopo SEBASTIANI	1:31.644	2	11	Shane KELLY
ROW 1	1	19	Cian CAREY				

Pole



Oulton Park International
Circuit Length = 2.6920 miles

These results are provisional until the conclusion of any judicial and technical matters.

Clerk Of Course :		Timekeeper :	
-------------------	--	--------------	--



F3 Cup Championship
RACE 4 - CLASSIFICATION

POS	NO	NAME	ENTRY	LAPS	TIME	GAP	DIFF	MPH	BEST	ON
1	19*	Cian CAREY	F308 VW	13	20:11.191			104.01	1:32.117	12
2	1	Jacopo SEBASTIANI	F312 Mercedes	13	20:11.682	0.491	0.491	103.97	1:31.857	9
3	11	Shane KELLY	F308 Mugen	13	20:16.721	5.530	5.039	103.54	1:32.528	9
4	6	George LINE	F308 Honda	13	20:24.159	12.968	7.438	102.91	1:32.964	11
5	99	Darragh DALY	F308 Mercedes	13	20:24.750	13.559	0.591	102.86	1:31.905	11
6	17	Patrick JEANS	F312 Mercedes	13	20:35.415	24.224	10.665	101.97	1:32.650	9
7	10	Baptiste LEONARD	F312 Mercedes	13	20:43.078	31.887	7.663	101.35	1:33.759	11
8	18	David GILLETT	F308 VW	13	21:09.104	57.913	26.026	99.27	1:35.428	11
9	91	Jonathon HUGHES	F312 Mercedes	12	20:39.337	1 Lap	1 Lap	93.83	1:32.779	12
NOT CLASSIFIED										
DNF	7	Phillip JEANS	F312 Mercedes	4	6:53.225	9 Laps	8 Laps	93.81	1:39.198	3
FASTEST LAP										
	1	Jacopo SEBASTIANI	F312 Mercedes	9	1:31.857			105.50 mph	169.79 kph	

Car 19 – No Working transponder, MSA Q12.2.1, please fix or you may not be timed in your next race

Weather / Track : Bright / Dry

These results are provisional until the conclusion of any judicial and technical matters.

Oulton Park International
Circuit Length = 2.6920 miles
Start: 15:11 Flag 15:31 End: 15:32

Clerk Of Course :		Timekeeper :	
-------------------	--	--------------	--

F3 Cup Championship

RACE 4 - BEST SECTORS

SECTOR 1			SECTOR 2			SECTOR 3			IDEAL / BEST COMPARISON						
POS	NO	NAME	TIME	NO	NAME	TIME	NO	NAME	TIME	POS	NO	NAME	IDEAL	BEST	DIFF
													PERFECT LAP	1:31.480	
1	1	SEBASTIANI	21.919	99	DALY	44.393	99	DALY	25.168	1	1	SEBASTIANI	1:31.678	1:31.857	0.179
2	99	DALY	22.344	11	KELLY	44.583	1	SEBASTIANI	25.169	2	99	DALY	1:31.905	1:31.905	0.000
3	11	KELLY	22.389	1	SEBASTIANI	44.590	91	HUGHES	25.215	3	11	KELLY	1:32.326	1:32.528	0.202
4	17	JEANS	22.391	91	HUGHES	44.640	17	JEANS	25.238	4	91	HUGHES	1:32.368	1:32.779	0.411
5	6	LINE	22.394	6	LINE	44.752	11	KELLY	25.354	5	17	JEANS	1:32.650	1:32.650	0.000
6	91	HUGHES	22.513	10	LEONARD	44.930	6	LINE	25.665	6	6	LINE	1:32.811	1:32.964	0.153
7	10	LEONARD	22.807	17	JEANS	45.021	10	LEONARD	25.744	7	10	LEONARD	1:33.481	1:33.759	0.278
8	18	GILLETT	23.226	18	GILLETT	45.978	18	GILLETT	26.102	8	18	GILLETT	1:35.306	1:35.428	0.122
9	7	JEANS	24.717	7	JEANS	47.473	7	JEANS	26.788	9	7	JEANS	1:38.978	1:39.198	0.220
10										10	19	CAREY		1:32.117	

Weather / Track : Bright / Dry

Results can be found at www.tsl-timing.com

Oulton Park International
 Circuit Length = 2.6920 miles
 Start: 15:11 Flag 15:31 End: 15:32

Printed - 15:33 Saturday, 14 July 2018

F3 Cup Championship

RACE 4 - LAP CHART

LAP 1 @ 15:12:43.838			LAP 2 @ 15:14:17.361			LAP 3 @ 15:15:50.553			LAP 4 @ 15:17:23.139			LAP 5 @ 15:18:56.055		
NO	BEHIND	LAP TIME	NO	BEHIND	LAP TIME	NO	BEHIND	LAP TIME	NO	BEHIND	LAP TIME	NO	BEHIND	LAP TIME
19		1:39.584	19		1:33.523	19		1:33.192	19		1:32.586	19		1:32.916
1	0.369	1:39.953	1	0.629	1:33.783	1	0.386	1:32.949	1	0.580	1:32.780	1	0.420	1:32.756
11	1.054	1:40.638	11	1.375	1:33.844	11	1.266	1:33.083	11	1.599	1:32.919	11	1.790	1:33.107
6	1.565	1:41.149	6	2.250	1:34.208	6	2.616	1:33.558	6	3.320	1:33.290	6	4.207	1:33.803
99	2.402	1:41.986	99	4.141	1:35.262	99	5.002	1:34.053	99	6.658	1:34.242	99	8.127	1:34.385
91	4.039	1:43.623	91	7.207	1:36.691	91	9.160	1:35.145	10	13.055	1:35.956	17	15.684	1:35.187
10	4.633	1:44.217	10	7.815	1:36.705	10	9.685	1:35.062	17	13.413	1:35.514	10	15.874	1:35.735
17	8.354	1:47.938	17	9.653	1:34.822	17	10.485	1:34.024	18	21.251	1:37.013	18	24.496	1:36.161
18	9.861	1:49.445	18	13.634	1:37.296	18	16.824	1:36.382	7	34.340	1:42.399			
7	11.860	1:51.444	7	18.521	1:40.184	7	24.527	1:39.198	91	55.158	2:18.584 P			

Weather / Track : Bright / Dry

Oulton Park International
 Circuit Length = 2.6920 miles
 Start: 15:11 Flag 15:31 End: 15:32

F3 Cup Championship

RACE 4 - LAP CHART

LAP 6 @ 15:20:28.863			LAP 7 @ 15:22:01.924			LAP 8 @ 15:23:34.152			LAP 9 @ 15:25:06.308			LAP 10 @ 15:26:38.530		
NO	BEHIND	LAP TIME	NO	BEHIND	LAP TIME	NO	BEHIND	LAP TIME	NO	BEHIND	LAP TIME	NO	BEHIND	LAP TIME
19		1:32.808	19		1:33.061	19		1:32.228	19		1:32.156	19		1:32.222
1	0.442	1:32.830	1	1.086	1:33.705	1	0.939	1:32.081	1	0.640	1:31.857	1	0.412	1:31.994
11	1.968	1:32.986	11	1.934	1:33.027	11	2.596	1:32.890	11	2.968	1:32.528	11	4.038	1:33.292
6	5.248	1:33.849	6	6.014	1:33.827	6	7.550	1:33.764	6	9.346	1:33.952	6	10.560	1:33.436
99	9.195	1:33.876	99	9.413	1:33.279	99	10.667	1:33.482	99	11.737	1:33.226	99	12.397	1:32.882
17	16.829	1:33.953	17	17.530	1:33.762	17	18.648	1:33.346	17	19.142	1:32.650	17	20.013	1:33.093
10	18.221	1:35.155	10	19.200	1:34.040	10	21.763	1:34.791	10	24.234	1:34.627	91	1 Lap	1:33.869
91	1 Lap	2:31.495	91	1 Lap	1:34.226	91	1 Lap	1:33.251	91	1 Lap	1:33.807	10	27.490	1:35.478
18	27.813	1:36.125	18	31.414	1:36.662	18	36.101	1:36.915	18	39.703	1:35.758	18	43.499	1:36.018

Weather / Track : Bright / Dry

Oulton Park International
 Circuit Length = 2.6920 miles
 Start: 15:11 Flag 15:31 End: 15:32

F3 Cup Championship

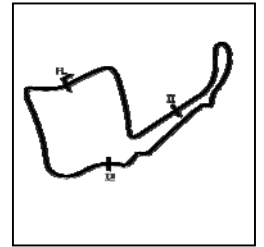
RACE 4 - LAP CHART

LAP 11 @ 15:28:10.931			LAP 12 @ 15:29:43.048			LAP 13 @ 15:31:15.445		
NO	BEHIND	LAP TIME	NO	BEHIND	LAP TIME	NO	BEHIND	LAP TIME
19		1:32.401	19		1:32.117	19		1:32.397
1	0.480	1:32.469	1	0.683	1:32.320	1	0.491	1:32.205
11	4.369	1:32.732	11	5.331	1:33.079	11	5.530	1:32.596
6	11.123	1:32.964	6	12.220	1:33.214	6	12.968	1:33.145
99	11.901	1:31.905	99	12.716	1:32.932	99	13.559	1:33.240
17	21.325	1:33.713	17	22.725	1:33.517	17	24.224	1:33.896
91	1 Lap	1:33.068	91	1 Lap	1:32.799	91	1 Lap	1:32.779
10	28.848	1:33.759	10	30.508	1:33.777	10	31.887	1:33.776
18	46.526	1:35.428	18	51.263	1:36.854	18	57.913	1:39.047

Weather / Track : Bright / Dry

F3 Cup Championship

RACE 4 - SECTOR ANALYSIS



SECTOR 1 = FL to I1, SECTOR 2 = I1 to I2, SECTOR 3 = I2 to FL, DIFF = Difference To Personal Best Lap, P = Crossed Finish Line in Pit Lane, D = Time Disallowed

P1 19		Cian CAREY		F308 VW			
IDEAL LAP TIME :		BEST LAP TIME : 1:32.117		DIFFERENCE :			
LAP	SECTOR 1	SECTOR 2	SECTOR 3	LAP TIME	MPH	DIFF	TIME OF DAY
1 -				1:39.584	97.31	7.467	15:12:43.838
2 -				1:33.523	103.62	1.406	15:14:17.361
3 -				1:33.192	103.99	1.075	15:15:50.553
4 -				1:32.586	104.67	0.469	15:17:23.139
5 -				1:32.916	104.30	0.799	15:18:56.055
6 -				1:32.808	104.42	0.691	15:20:28.863
7 -				1:33.061	104.13	0.944	15:22:01.924
8 -				1:32.228	105.07	0.111	15:23:34.152
9 -				1:32.156 (2)	105.16	0.039	15:25:06.308
10 -				1:32.222 (3)	105.08	0.105	15:26:38.530
11 -				1:32.401	104.88	0.284	15:28:10.931
12 -				1:32.117 (1)	105.20		15:29:43.048
13 -				1:32.397	104.88	0.280	15:31:15.445

P2 1		Jacopo SEBASTIANI		F312 Mercedes			
IDEAL LAP TIME : 1:31.678		BEST LAP TIME : 1:31.857		DIFFERENCE : 0.179			
LAP	SECTOR 1	SECTOR 2	SECTOR 3	LAP TIME	MPH	DIFF	TIME OF DAY
1 -		46.004	25.908	1:39.953	96.95	8.096	15:12:44.207
2 -	22.742	45.366	25.675	1:33.783	103.33	1.926	15:14:17.990
3 -	22.333	45.194	25.422	1:32.949	104.26	1.092	15:15:50.939
4 -	22.535	44.889	25.356	1:32.780	104.45	0.923	15:17:23.719
5 -	22.079	45.195	25.482	1:32.756	104.48	0.899	15:18:56.475
6 -	22.288	44.726	25.816	1:32.830	104.39	0.973	15:20:29.305
7 -	22.074	46.139	25.492	1:33.705	103.42	1.848	15:22:03.010
8 -	22.098	44.808	25.175	1:32.081 (3)	105.24	0.224	15:23:35.091
9 -	22.013	44.590	25.254	1:31.857 (1)	105.50		15:25:06.948
10 -	22.058	44.658	25.278	1:31.994 (2)	105.34	0.137	15:26:38.942
11 -	22.373	44.927	25.169	1:32.469	104.80	0.612	15:28:11.411
12 -	22.160	44.917	25.243	1:32.320	104.97	0.463	15:29:43.731
13 -	21.919	45.005	25.281	1:32.205	105.10	0.348	15:31:15.936

P3 11		Shane KELLY		F308 Mugen			
IDEAL LAP TIME : 1:32.326		BEST LAP TIME : 1:32.528		DIFFERENCE : 0.202			
LAP	SECTOR 1	SECTOR 2	SECTOR 3	LAP TIME	MPH	DIFF	TIME OF DAY
1 -		45.874	26.073	1:40.638	96.29	8.110	15:12:44.892
2 -	22.709	45.229	25.906	1:33.844	103.27	1.316	15:14:18.736
3 -	22.655	44.888	25.540	1:33.083	104.11	0.555	15:15:51.819
4 -	22.601	44.806	25.512	1:32.919	104.29	0.391	15:17:24.738
5 -	22.658	44.860	25.589	1:33.107	104.08	0.579	15:18:57.845
6 -	22.528	44.981	25.477	1:32.986	104.22	0.458	15:20:30.831
7 -	22.503	44.820	25.704	1:33.027	104.17	0.499	15:22:03.858
8 -	22.571	44.659	25.660	1:32.890	104.33	0.362	15:23:36.748
9 -	22.591	44.583	25.354	1:32.528 (1)	104.73		15:25:09.276
10 -	22.609	44.925	25.758	1:33.292	103.88	0.764	15:26:42.568
11 -	22.580	44.616	25.536	1:32.732 (3)	104.50	0.204	15:28:15.300
12 -	22.612	44.770	25.697	1:33.079	104.11	0.551	15:29:48.379
13 -	22.389	44.590	25.617	1:32.596 (2)	104.66	0.068	15:31:20.975

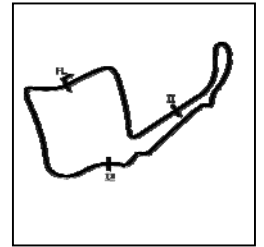
P4 6		George LINE		F308 Honda			
IDEAL LAP TIME : 1:32.811		BEST LAP TIME : 1:32.964		DIFFERENCE : 0.153			
LAP	SECTOR 1	SECTOR 2	SECTOR 3	LAP TIME	MPH	DIFF	TIME OF DAY
1 -		45.929	26.044	1:41.149	95.81	8.185	15:12:45.403
2 -	22.990	45.195	26.023	1:34.208	102.87	1.244	15:14:19.611
3 -	22.870	45.016	25.672	1:33.558	103.58	0.594	15:15:53.169
4 -	22.643	44.982	25.665	1:33.290	103.88	0.326	15:17:26.459
5 -	22.810	45.069	25.924	1:33.803	103.31	0.839	15:19:00.262
6 -	22.758	45.260	25.831	1:33.849	103.26	0.885	15:20:34.111

Weather / Track : Bright / Dry

Oulton Park International
Circuit Length = 2.6920 miles
Start: 15:11 Flag 15:31 End: 15:32

F3 Cup Championship

RACE 4 - SECTOR ANALYSIS



SECTOR 1 = FL to I1, SECTOR 2 = I1 to I2, SECTOR 3 = I2 to FL, DIFF = Difference To Personal Best Lap, P = Crossed Finish Line in Pit Lane, D = Time Disallowed

7 -	22.785	45.263	25.779	1:33.827	103.28	0.863	15:22:07.938
8 -	22.864	45.119	25.781	1:33.764	103.35	0.800	15:23:41.702
9 -	22.784	45.249	25.919	1:33.952	103.15	0.988	15:25:15.654
10 -	22.723	44.832	25.881	1:33.436	103.72	0.472	15:26:49.090
11 -	22.489	44.752	25.723	1:32.964 (1)	104.24		15:28:22.054
12 -	22.583	44.852	25.779	1:33.214 (3)	103.96	0.250	15:29:55.268
13 -	22.394	45.028	25.723	1:33.145 (2)	104.04	0.181	15:31:28.413

P5	99	Darragh DALY	F308 Mercedes				
IDEAL LAP TIME : 1:31.905		BEST LAP TIME : 1:31.905		DIFFERENCE : 0.000			
LAP	SECTOR 1	SECTOR 2	SECTOR 3	LAP TIME	MPH	DIFF	TIME OF DAY

1 -		46.686	26.053	1:41.986	95.02	10.081	15:12:46.240
2 -	23.741	45.702	25.819	1:35.262	101.73	3.357	15:14:21.502
3 -	22.991	45.336	25.726	1:34.053	103.04	2.148	15:15:55.555
4 -	23.033	45.516	25.693	1:34.242	102.83	2.337	15:17:29.797
5 -	23.259	45.345	25.781	1:34.385	102.67	2.480	15:19:04.182
6 -	22.811	45.365	25.700	1:33.876	103.23	1.971	15:20:38.058
7 -	22.866	44.938	25.475	1:33.279	103.89	1.374	15:22:11.337
8 -	23.021	44.948	25.513	1:33.482	103.67	1.577	15:23:44.819
9 -	22.893	44.731	25.602	1:33.226	103.95	1.321	15:25:18.045
10 -	22.769	44.804	25.309	1:32.882 (2)	104.33	0.977	15:26:50.927
11 -	22.344	44.393	25.168	1:31.905 (1)	105.44		15:28:22.832
12 -	22.510	45.063	25.359	1:32.932 (3)	104.28	1.027	15:29:55.764
13 -	22.550	45.260	25.430	1:33.240	103.93	1.335	15:31:29.004

P6	17	Patrick JEANS	F312 Mercedes				
IDEAL LAP TIME : 1:32.650		BEST LAP TIME : 1:32.650		DIFFERENCE : 0.000			
LAP	SECTOR 1	SECTOR 2	SECTOR 3	LAP TIME	MPH	DIFF	TIME OF DAY

1 -		49.349	27.359	1:47.938	89.78	15.288	15:12:52.192
2 -	23.188	46.060	25.574	1:34.822	102.20	2.172	15:14:27.014
3 -	22.672	45.734	25.618	1:34.024	103.07	1.374	15:16:01.038
4 -	23.751	45.976	25.787	1:35.514	101.46	2.864	15:17:36.552
5 -	23.337	45.636	26.214	1:35.187	101.81	2.537	15:19:11.739
6 -	22.698	45.533	25.722	1:33.953	103.15	1.303	15:20:45.692
7 -	22.617	45.411	25.734	1:33.762	103.36	1.112	15:22:19.454
8 -	22.739	45.237	25.370	1:33.346 (3)	103.82	0.696	15:23:52.800
9 -	22.391	45.021	25.238	1:32.650 (1)	104.60		15:25:25.450
10 -	22.445	45.181	25.467	1:33.093 (2)	104.10	0.443	15:26:58.543
11 -	22.565	45.486	25.662	1:33.713	103.41	1.063	15:28:32.256
12 -	22.400	45.565	25.552	1:33.517	103.63	0.867	15:30:05.773
13 -	22.652	45.316	25.928	1:33.896	103.21	1.246	15:31:39.669

P7	10	Baptiste LEONARD	F312 Mercedes				
IDEAL LAP TIME : 1:33.481		BEST LAP TIME : 1:33.759		DIFFERENCE : 0.278			
LAP	SECTOR 1	SECTOR 2	SECTOR 3	LAP TIME	MPH	DIFF	TIME OF DAY

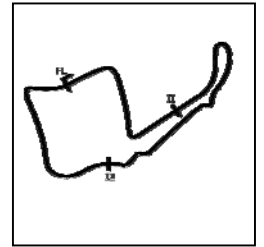
1 -		47.163	26.372	1:44.217	92.99	10.458	15:12:48.471
2 -	23.445	46.775	26.485	1:36.705	100.21	2.946	15:14:25.176
3 -	23.438	45.552	26.072	1:35.062	101.94	1.303	15:16:00.238
4 -	24.108	45.699	26.149	1:35.956	100.99	2.197	15:17:36.194
5 -	23.310	45.608	26.817	1:35.735	101.23	1.976	15:19:11.929
6 -	23.447	45.711	25.997	1:35.155	101.84	1.396	15:20:47.084
7 -	23.111	45.046	25.883	1:34.040	103.05	0.281	15:22:21.124
8 -	23.340	45.078	26.373	1:34.791	102.23	1.032	15:23:55.915
9 -	23.200	45.454	25.973	1:34.627	102.41	0.868	15:25:30.542
10 -	23.260	46.261	25.957	1:35.478	101.50	1.719	15:27:06.020
11 -	22.971	45.044	25.744	1:33.759 (1)	103.36		15:28:39.779
12 -	22.940	44.930	25.907	1:33.777 (3)	103.34	0.018	15:30:13.556
13 -	22.807	45.056	25.913	1:33.776 (2)	103.34	0.017	15:31:47.322

Weather / Track : Bright / Dry

Oulton Park International
Circuit Length = 2.6920 miles
Start: 15:11 Flag 15:31 End: 15:32

F3 Cup Championship

RACE 4 - SECTOR ANALYSIS



SECTOR 1 = FL to I1, SECTOR 2 = I1 to I2, SECTOR 3 = I2 to FL, DIFF = Difference To Personal Best Lap, P = Crossed Finish Line in Pit Lane, D = Time Disallowed

P8 18		David GILLETT		F308 VW			
IDEAL LAP TIME : 1:35.306		BEST LAP TIME : 1:35.428		DIFFERENCE : 0.122			
LAP	SECTOR 1	SECTOR 2	SECTOR 3	LAP TIME	MPH	DIFF	TIME OF DAY
1 -		48.726	26.715	1:49.445	88.54	14.017	15:12:53.699
2 -	23.620	46.789	26.887	1:37.296	99.60	1.868	15:14:30.995
3 -	23.597	46.304	26.481	1:36.382	100.55	0.954	15:16:07.377
4 -	23.325	47.177	26.511	1:37.013	99.89	1.585	15:17:44.390
5 -	23.530	46.039	26.592	1:36.161	100.78	0.733	15:19:20.551
6 -	23.284	46.177	26.664	1:36.125	100.81	0.697	15:20:56.676
7 -	23.226	46.925	26.511	1:36.662	100.25	1.234	15:22:33.338
8 -	23.600	46.850	26.465	1:36.915	99.99	1.487	15:24:10.253
9 -	23.245	46.262	26.251	1:35.758 (2)	101.20	0.330	15:25:46.011
10 -	23.283	46.181	26.554	1:36.018 (3)	100.93	0.590	15:27:22.029
11 -	23.348	45.978	26.102	1:35.428 (1)	101.55		15:28:57.457
12 -	23.882	46.162	26.810	1:36.854	100.06	1.426	15:30:34.311
13 -	23.645	48.417	26.985	1:39.047	97.84	3.619	15:32:13.358

P9 91		Jonathon HUGHES		F312 Mercedes			
IDEAL LAP TIME : 1:32.368		BEST LAP TIME : 1:32.779		DIFFERENCE : 0.411			
LAP	SECTOR 1	SECTOR 2	SECTOR 3	LAP TIME	MPH	DIFF	TIME OF DAY
1 -		47.030	26.522	1:43.623	93.52	10.844	15:12:47.877
2 -	23.487	46.777	26.427	1:36.691	100.22	3.912	15:14:24.568
3 -	23.075	46.029	26.041	1:35.145	101.85	2.366	15:15:59.713
4 -	28.662	1:03.607	IN PIT	2:18.584 P	69.93	45.805	15:18:18.297
5 -	OUTLAP	45.802	25.930	2:31.495	63.97	58.716	15:20:49.792
6 -	22.619	46.280	25.327	1:34.226	102.85	1.447	15:22:24.018
7 -	22.876	44.981	25.394	1:33.251	103.92	0.472	15:23:57.269
8 -	22.559	45.335	25.913	1:33.807	103.31	1.028	15:25:31.076
9 -	22.957	45.440	25.472	1:33.869	103.24	1.090	15:27:04.945
10 -	22.650	45.187	25.231	1:33.068 (3)	104.13	0.289	15:28:38.013
11 -	22.513	44.640	25.646	1:32.799 (2)	104.43	0.020	15:30:10.812
12 -	22.549	45.015	25.215	1:32.779 (1)	104.45		15:31:43.591

P10 7		Phillip JEANS		F312 Mercedes			
IDEAL LAP TIME : 1:38.978		BEST LAP TIME : 1:39.198		DIFFERENCE : 0.220			
LAP	SECTOR 1	SECTOR 2	SECTOR 3	LAP TIME	MPH	DIFF	TIME OF DAY
1 -		50.436	27.615	1:51.444	86.96	12.246	15:12:55.698
2 -	24.717	48.387	27.080	1:40.184 (2)	96.73	0.986	15:14:35.882
3 -	24.937	47.473	26.788	1:39.198 (1)	97.69		15:16:15.080
4 -	24.894	50.058	27.447	1:42.399 (3)	94.64	3.201	15:17:57.479



F3 Cup Championship

RACE 7 - CLASSIFICATION

POS	NO	NAME	ENTRY	LAPS	TIME	GAP	DIFF	MPH	BEST	ON
1	11	Shane KELLY	F308 Mugen	13	20:18.652			103.38	1:32.187	13
2	19	Cian CAREY	F308 VW	13	20:20.078	1.426	1.426	103.26	1:31.396	11
3	5	Stuart WILTSHIRE	F308 Mercedes	13	20:27.233	8.581	7.155	102.65	1:32.733	12
4	6	George LINE	F308 Honda	13	20:28.287	9.635	1.054	102.57	1:33.028	11
5	99	Darragh DALY	F308 Mercedes	13	20:28.694	10.042	0.407	102.53	1:32.811	8
6	17	Patrick JEANS	F312 Mercedes	13	20:38.626	19.974	9.932	101.71	1:33.371	12
7	10	Baptiste LEONARD	F312 Mercedes	13	20:38.819	20.167	0.193	101.69	1:33.524	7
8	1	Jacopo SEBASTIANI	F312 Mercedes	13	20:49.392	30.740	10.573	100.83	1:31.769	7
9	18	David GILLETT	F308 VW	13	21:08.039	49.387	18.647	99.35	1:35.937	8
10	91	Jonathon HUGHES	F312 Mercedes	13	21:14.855	56.203	6.816	98.82	1:32.968	8
FASTEST LAP										
	19	Cian CAREY	F308 VW	11	1:31.396		106.03 mph		170.64 kph	

Weather / Track : Bright / Dry

These results are provisional until the conclusion of any judicial and technical matters.

Oulton Park International
Circuit Length = 2.6920 miles
Start: 17:47 Flag 18:08 End: 18:09

Clerk Of Course :		Timekeeper :	
-------------------	--	--------------	--

F3 Cup Championship

RACE 7 - BEST SECTORS

SECTOR 1			SECTOR 2			SECTOR 3			IDEAL / BEST COMPARISON						
POS	NO	NAME	TIME	NO	NAME	TIME	NO	NAME	TIME	POS	NO	NAME	IDEAL	BEST	DIFF
												PERFECT LAP	1:31.098		
1	1	SEBASTIANI	21.810	11	KELLY	44.152	19	CAREY	25.136	1	19	CAREY	1:31.189	1:31.396	0.207
2	19	CAREY	21.845	19	CAREY	44.208	1	SEBASTIANI	25.176	2	1	SEBASTIANI	1:31.529	1:31.769	0.240
3	91	HUGHES	22.260	5	WILTSHIRE	44.513	99	DALY	25.262	3	11	KELLY	1:31.896	1:32.187	0.291
4	11	KELLY	22.312	1	SEBASTIANI	44.543	91	HUGHES	25.413	4	99	DALY	1:32.437	1:32.811	0.374
5	5	WILTSHIRE	22.334	99	DALY	44.836	11	KELLY	25.432	5	5	WILTSHIRE	1:32.529	1:32.733	0.204
6	99	DALY	22.339	10	LEONARD	44.845	6	LINE	25.573	6	91	HUGHES	1:32.684	1:32.968	0.284
7	6	LINE	22.418	6	LINE	44.853	17	JEANS	25.596	7	6	LINE	1:32.844	1:33.028	0.184
8	17	JEANS	22.435	91	HUGHES	45.011	5	WILTSHIRE	25.682	8	10	LEONARD	1:33.118	1:33.524	0.406
9	10	LEONARD	22.546	17	JEANS	45.137	10	LEONARD	25.727	9	17	JEANS	1:33.168	1:33.371	0.203
10	18	GILLETT	23.266	18	GILLETT	46.115	18	GILLETT	26.281	10	18	GILLETT	1:35.662	1:35.937	0.275

Weather / Track : Bright / Dry

Results can be found at www.tsl-timing.com

Oulton Park International
Circuit Length = 2.6920 miles
Start: 17:47 Flag 18:08 End: 18:09

Printed - 18:10 Saturday, 14 July 2018

F3 Cup Championship

RACE 7 - LAP CHART

LAP 1 @ 17:49:22.302			LAP 2 @ 17:50:57.576			LAP 3 @ 17:52:32.631			LAP 4 @ 17:54:06.427			LAP 5 @ 17:55:40.983		
NO	BEHIND	LAP TIME	NO	BEHIND	LAP TIME	NO	BEHIND	LAP TIME	NO	BEHIND	LAP TIME	NO	BEHIND	LAP TIME
5		1:40.609	5		1:35.274	5		1:35.055	5		1:33.796	11		1:33.928
11	0.490	1:41.099	11	0.410	1:35.194	11	0.617	1:35.262	11	0.628	1:33.807	5	0.632	1:35.188
19	0.980	1:41.589	19	0.767	1:35.061	19	1.109	1:35.397	19	1.109	1:33.796	19	0.901	1:34.348
6	1.906	1:42.515	6	1.570	1:34.938	6	1.799	1:35.284	6	2.589	1:34.586	6	1.465	1:33.432
91	2.613	1:43.222	91	2.401	1:35.062	1	2.058	1:34.039	91	3.016	1:33.536	91	2.424	1:33.964
99	2.815	1:43.424	1	3.074	1:34.617	91	3.276	1:35.930	99	3.955	1:33.949	99	2.800	1:33.401
17	3.420	1:44.029	99	4.421	1:36.880	99	3.802	1:34.436	17	6.153	1:34.934	17	6.057	1:34.460
1	3.731	1:44.340	17	4.999	1:36.853	17	5.015	1:35.071	10	6.875	1:34.824	10	6.589	1:34.270
10	5.331	1:45.940	10	5.880	1:35.823	10	5.847	1:35.022	18	12.998	1:36.760	18	14.662	1:36.220
18	6.315	1:46.924	18	8.709	1:37.668	18	10.034	1:36.380	1	29.023	2:00.761	1	31.114	1:36.647

Weather / Track : Bright / Dry

Results can be found at www.tsl-timing.com

Page 1 of 3

Oulton Park International
 Circuit Length = 2.6920 miles
 Start: 17:47 Flag 18:08 End: 18:09

Printed - 18:10 Saturday, 14 July 2018

F3 Cup Championship

RACE 7 - LAP CHART

LAP 6 @ 17:57:13.924			LAP 7 @ 17:58:46.299			LAP 8 @ 18:00:18.640			LAP 9 @ 18:01:51.064			LAP 10 @ 18:03:23.555		
NO	BEHIND	LAP TIME	NO	BEHIND	LAP TIME	NO	BEHIND	LAP TIME	NO	BEHIND	LAP TIME	NO	BEHIND	LAP TIME
11		1:32.941	11		1:32.375	11		1:32.341	11		1:32.424	11		1:32.491
5	1.178	1:33.487	5	2.301	1:33.498	5	3.416	1:33.456	19	4.003	1:32.901	19	3.735	1:32.223
19	1.447	1:33.487	19	2.413	1:33.341	19	3.526	1:33.454	5	5.500	1:34.508	5	6.078	1:33.069
6	2.361	1:33.837	6	3.259	1:33.273	6	4.608	1:33.690	6	6.042	1:33.858	6	7.116	1:33.565
91	3.655	1:34.172	91	4.511	1:33.231	91	5.138	1:32.968	99	6.513	1:33.479	99	7.237	1:33.215
99	4.017	1:34.158	99	4.988	1:33.346	99	5.458	1:32.811	91	6.621	1:33.907	91	7.772	1:33.642
17	7.595	1:34.479	17	8.804	1:33.584	17	11.874	1:35.411	17	12.940	1:33.490	17	14.012	1:33.563
10	8.166	1:34.518	10	9.315	1:33.524	10	12.187	1:35.213	10	13.577	1:33.814	10	14.845	1:33.759
18	18.161	1:36.440	18	22.406	1:36.620	18	26.002	1:35.937	1	31.108	1:33.882	1	31.278	1:32.661
1	30.526	1:32.353	1	29.920	1:31.769	1	29.650	1:32.071	18	32.448	1:38.870	18	36.978	1:37.021

Weather / Track : Bright / Dry

Oulton Park International
 Circuit Length = 2.6920 miles
 Start: 17:47 Flag 18:08 End: 18:09

F3 Cup Championship

RACE 7 - LAP CHART

LAP 11 @ 18:04:55.915			LAP 12 @ 18:06:28.158			LAP 13 @ 18:08:00.345		
NO	BEHIND	LAP TIME	NO	BEHIND	LAP TIME	NO	BEHIND	LAP TIME
11		1:32.360	11		1:32.243	11		1:32.187
19	2.771	1:31.396	19	2.097	1:31.569	19	1.426	1:31.516
5	7.008	1:33.290	5	7.498	1:32.733	5	8.581	1:33.270
6	7.784	1:33.028	6	8.782	1:33.241	6	9.635	1:33.040
99	8.155	1:33.278	99	8.910	1:32.998	99	10.042	1:33.319
91	8.847	1:33.435	91	11.033	1:34.429	17	19.974	1:35.213
17	15.820	1:34.168	17	16.948	1:33.371	10	20.167	1:34.250
10	16.627	1:34.142	10	18.104	1:33.720	1	30.740	1:31.921
1	31.258	1:32.340	1	31.006	1:31.991	18	49.387	1:36.504
18	40.788	1:36.170	18	45.070	1:36.525	91	56.203	2:17.357

Weather / Track : Bright / Dry

Results can be found at www.tsl-timing.com

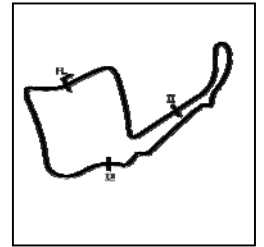
Page 3 of 3

Oulton Park International
 Circuit Length = 2.6920 miles
 Start: 17:47 Flag 18:08 End: 18:09

Printed - 18:10 Saturday, 14 July 2018

F3 Cup Championship

RACE 7 - SECTOR ANALYSIS



SECTOR 1 = FL to I1, SECTOR 2 = I1 to I2, SECTOR 3 = I2 to FL, DIFF = Difference To Personal Best Lap, P = Crossed Finish Line in Pit Lane, D = Time Disallowed

P1 11		Shane KELLY		F308 Mugen			
IDEAL LAP TIME : 1:31.896		BEST LAP TIME : 1:32.187		DIFFERENCE : 0.291			
LAP	SECTOR 1	SECTOR 2	SECTOR 3	LAP TIME	MPH	DIFF	TIME OF DAY
1 -		46.397	26.087	1:41.099	95.85	8.912	17:49:22.792
2 -	22.946	46.277	25.971	1:35.194	101.80	3.007	17:50:57.986
3 -	23.264	46.137	25.861	1:35.262	101.73	3.075	17:52:33.248
4 -	22.579	45.421	25.807	1:33.807	103.31	1.620	17:54:07.055
5 -	22.494	45.817	25.617	1:33.928	103.17	1.741	17:55:40.983
6 -	22.789	44.609	25.543	1:32.941	104.27	0.754	17:57:13.924
7 -	22.524	44.362	25.489	1:32.375	104.91	0.188	17:58:46.299
8 -	22.318	44.377	25.646	1:32.341 (3)	104.95	0.154	18:00:18.640
9 -	22.417	44.294	25.713	1:32.424	104.85	0.237	18:01:51.064
10 -	22.470	44.371	25.650	1:32.491	104.78	0.304	18:03:23.555
11 -	22.530	44.152	25.678	1:32.360	104.92	0.173	18:04:55.915
12 -	22.312	44.421	25.510	1:32.243 (2)	105.06	0.056	18:06:28.158
13 -	22.392	44.363	25.432	1:32.187 (1)	105.12		18:08:00.345

P2 19		Cian CAREY		F308 VW			
IDEAL LAP TIME : 1:31.189		BEST LAP TIME : 1:31.396		DIFFERENCE : 0.207			
LAP	SECTOR 1	SECTOR 2	SECTOR 3	LAP TIME	MPH	DIFF	TIME OF DAY
1 -		46.699	25.897	1:41.589	95.39	10.193	17:49:23.282
2 -	23.060	46.341	25.660	1:35.061	101.94	3.665	17:50:58.343
3 -	23.260	46.304	25.833	1:35.397	101.58	4.001	17:52:33.740
4 -	22.822	45.442	25.532	1:33.796	103.32	2.400	17:54:07.536
5 -	22.593	45.867	25.888	1:34.348	102.71	2.952	17:55:41.884
6 -	22.812	45.281	25.394	1:33.487	103.66	2.091	17:57:15.371
7 -	22.755	44.799	25.787	1:33.341	103.82	1.945	17:58:48.712
8 -	23.206	44.618	25.630	1:33.454	103.70	2.058	18:00:22.166
9 -	23.122	44.337	25.442	1:32.901	104.31	1.505	18:01:55.067
10 -	22.307	44.647	25.269	1:32.223	105.08	0.827	18:03:27.290
11 -	21.845	44.311	25.240	1:31.396 (1)	106.03		18:04:58.686
12 -	22.100	44.279	25.190	1:31.569 (3)	105.83	0.173	18:06:30.255
13 -	22.172	44.208	25.136	1:31.516 (2)	105.89	0.120	18:08:01.771

P3 5		Stuart WILTSHIRE		F308 Mercedes			
IDEAL LAP TIME : 1:32.529		BEST LAP TIME : 1:32.733		DIFFERENCE : 0.204			
LAP	SECTOR 1	SECTOR 2	SECTOR 3	LAP TIME	MPH	DIFF	TIME OF DAY
1 -		46.153	26.178	1:40.609	96.32	7.876	17:49:22.302
2 -	23.325	45.996	25.953	1:35.274	101.72	2.541	17:50:57.576
3 -	23.541	45.768	25.746	1:35.055	101.95	2.322	17:52:32.631
4 -	22.886	45.205	25.705	1:33.796	103.32	1.063	17:54:06.427
5 -	22.752	46.524	25.912	1:35.188	101.81	2.455	17:55:41.615
6 -	22.671	45.057	25.759	1:33.487	103.66	0.754	17:57:15.102
7 -	22.425	44.982	26.091	1:33.498	103.65	0.765	17:58:48.600
8 -	22.809	44.645	26.002	1:33.456	103.69	0.723	18:00:22.056
9 -	23.638	44.853	26.017	1:34.508	102.54	1.775	18:01:56.564
10 -	22.690	44.697	25.682	1:33.069 (2)	104.13	0.336	18:03:29.633
11 -	22.334	45.155	25.801	1:33.290	103.88	0.557	18:05:02.923
12 -	22.517	44.513	25.703	1:32.733 (1)	104.50		18:06:35.656
13 -	22.436	44.931	25.903	1:33.270 (3)	103.90	0.537	18:08:08.926

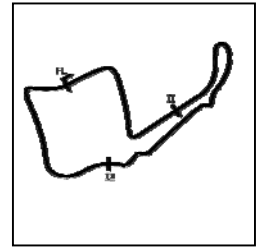
P4 6		George LINE		F308 Honda			
IDEAL LAP TIME : 1:32.844		BEST LAP TIME : 1:33.028		DIFFERENCE : 0.184			
LAP	SECTOR 1	SECTOR 2	SECTOR 3	LAP TIME	MPH	DIFF	TIME OF DAY
1 -		46.900	26.280	1:42.515	94.53	9.487	17:49:24.208
2 -	22.649	46.409	25.880	1:34.938	102.08	1.910	17:50:59.146
3 -	22.986	46.394	25.904	1:35.284	101.70	2.256	17:52:34.430
4 -	22.716	45.418	26.452	1:34.586	102.46	1.558	17:54:09.016
5 -	22.605	45.071	25.756	1:33.432	103.72	0.404	17:55:42.448
6 -	22.582	45.447	25.808	1:33.837	103.27	0.809	17:57:16.285

Weather / Track : Bright / Dry

Oulton Park International
 Circuit Length = 2.6920 miles
 Start: 17:47 Flag 18:08 End: 18:09

F3 Cup Championship

RACE 7 - SECTOR ANALYSIS



SECTOR 1 = FL to I1, SECTOR 2 = I1 to I2, SECTOR 3 = I2 to FL, DIFF = Difference To Personal Best Lap, P = Crossed Finish Line in Pit Lane, D = Time Disallowed

7 -	22.456	45.077	25.740	1:33.273	103.90	0.245	17:58:49.558
8 -	22.840	45.071	25.779	1:33.690	103.44	0.662	18:00:23.248
9 -	23.036	45.174	25.648	1:33.858	103.25	0.830	18:01:57.106
10 -	22.710	44.957	25.898	1:33.565	103.57	0.537	18:03:30.671
11 -	22.500	44.853	25.675	1:33.028 (1)	104.17		18:05:03.699
12 -	22.427	44.928	25.886	1:33.241 (3)	103.93	0.213	18:06:36.940
13 -	22.418	45.049	25.573	1:33.040 (2)	104.16	0.012	18:08:09.980

P5 99		Darragh DALY		F308 Mercedes			
IDEAL LAP TIME : 1:32.437		BEST LAP TIME : 1:32.811		DIFFERENCE : 0.374			
LAP	SECTOR 1	SECTOR 2	SECTOR 3	LAP TIME	MPH	DIFF	TIME OF DAY
1 -		47.387	26.128	1:43.424	93.70	10.613	17:49:25.117
2 -	23.166	45.980	27.734	1:36.880	100.03	4.069	17:51:01.997
3 -	23.337	45.584	25.515	1:34.436	102.62	1.625	17:52:36.433
4 -	23.078	45.420	25.451	1:33.949	103.15	1.138	17:54:10.382
5 -	22.987	44.921	25.493	1:33.401	103.76	0.590	17:55:43.783
6 -	22.525	45.939	25.694	1:34.158	102.92	1.347	17:57:17.941
7 -	22.563	45.387	25.396	1:33.346	103.82	0.535	17:58:51.287
8 -	22.440	45.061	25.310	1:32.811 (1)	104.41		18:00:24.098
9 -	22.901	45.316	25.262	1:33.479	103.67	0.668	18:01:57.577
10 -	22.850	44.836	25.529	1:33.215 (3)	103.96	0.404	18:03:30.792
11 -	22.707	45.095	25.476	1:33.278	103.89	0.467	18:05:04.070
12 -	22.339	45.118	25.541	1:32.998 (2)	104.20	0.187	18:06:37.068
13 -	22.885	45.047	25.387	1:33.319	103.85	0.508	18:08:10.387

P6 17		Patrick JEANS		F312 Mercedes			
IDEAL LAP TIME : 1:33.168		BEST LAP TIME : 1:33.371		DIFFERENCE : 0.203			
LAP	SECTOR 1	SECTOR 2	SECTOR 3	LAP TIME	MPH	DIFF	TIME OF DAY
1 -		47.132	26.009	1:44.029	93.15	10.658	17:49:25.722
2 -	24.063	46.823	25.967	1:36.853	100.06	3.482	17:51:02.575
3 -	23.382	46.023	25.666	1:35.071	101.93	1.700	17:52:37.646
4 -	23.034	46.168	25.732	1:34.934	102.08	1.563	17:54:12.580
5 -	22.963	45.433	26.064	1:34.460	102.59	1.089	17:55:47.040
6 -	23.002	45.735	25.742	1:34.479	102.57	1.108	17:57:21.519
7 -	22.435	45.417	25.732	1:33.584	103.55	0.213	17:58:55.103
8 -	22.599	45.894	26.918	1:35.411	101.57	2.040	18:00:30.514
9 -	22.571	45.323	25.596	1:33.490 (2)	103.66	0.119	18:02:04.004
10 -	22.679	45.137	25.747	1:33.563 (3)	103.58	0.192	18:03:37.567
11 -	22.933	45.606	25.629	1:34.168	102.91	0.797	18:05:11.735
12 -	22.501	45.170	25.700	1:33.371 (1)	103.79		18:06:45.106
13 -	23.411	45.521	26.281	1:35.213	101.78	1.842	18:08:20.319

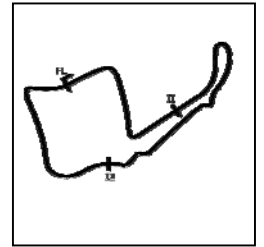
P7 10		Baptiste LEONARD		F312 Mercedes			
IDEAL LAP TIME : 1:33.118		BEST LAP TIME : 1:33.524		DIFFERENCE : 0.406			
LAP	SECTOR 1	SECTOR 2	SECTOR 3	LAP TIME	MPH	DIFF	TIME OF DAY
1 -		48.182	26.456	1:45.940	91.47	12.416	17:49:27.633
2 -	23.538	46.037	26.248	1:35.823	101.13	2.299	17:51:03.456
3 -	23.190	45.917	25.915	1:35.022	101.99	1.498	17:52:38.478
4 -	22.667	46.102	26.055	1:34.824	102.20	1.300	17:54:13.302
5 -	22.989	45.398	25.883	1:34.270	102.80	0.746	17:55:47.572
6 -	22.925	45.563	26.030	1:34.518	102.53	0.994	17:57:22.090
7 -	22.811	44.845	25.868	1:33.524 (1)	103.62		17:58:55.614
8 -	22.546	45.874	26.793	1:35.213	101.78	1.689	18:00:30.827
9 -	23.193	44.894	25.727	1:33.814	103.30	0.290	18:02:04.641
10 -	22.613	45.202	25.944	1:33.759 (3)	103.36	0.235	18:03:38.400
11 -	22.766	45.292	26.084	1:34.142	102.94	0.618	18:05:12.542
12 -	22.651	45.170	25.899	1:33.720 (2)	103.40	0.196	18:06:46.262
13 -	23.015	45.132	26.103	1:34.250	102.82	0.726	18:08:20.512

Weather / Track : Bright / Dry

Oulton Park International
Circuit Length = 2.6920 miles
Start: 17:47 Flag 18:08 End: 18:09

F3 Cup Championship

RACE 7 - SECTOR ANALYSIS



SECTOR 1 = FL to I1, SECTOR 2 = I1 to I2, SECTOR 3 = I2 to FL, DIFF = Difference To Personal Best Lap, P = Crossed Finish Line in Pit Lane, D = Time Disallowed

P8 1		Jacopo SEBASTIANI		F312 Mercedes			
IDEAL LAP TIME : 1:31.529		BEST LAP TIME : 1:31.769		DIFFERENCE : 0.240			
LAP	SECTOR 1	SECTOR 2	SECTOR 3	LAP TIME	MPH	DIFF	TIME OF DAY
1 -		46.634	25.814	1:44.340	92.88	12.571	17:49:26.033
2 -	22.702	45.877	26.038	1:34.617	102.42	2.848	17:51:00.650
3 -	22.211	46.098	25.730	1:34.039	103.05	2.270	17:52:34.689
4 -	22.570	45.718	52.473	2:00.761	80.25	28.992	17:54:35.450
5 -	25.511	45.552	25.584	1:36.647	100.27	4.878	17:56:12.097
6 -	22.302	44.682	25.369	1:32.353	104.93	0.584	17:57:44.450
7 -	22.050	44.543	25.176	1:31.769 (1)	105.60		17:59:16.219
8 -	21.898	44.902	25.271	1:32.071	105.25	0.302	18:00:48.290
9 -	21.810	46.361	25.711	1:33.882	103.22	2.113	18:02:22.172
10 -	22.489	44.760	25.412	1:32.661	104.58	0.892	18:03:54.833
11 -	22.294	44.656	25.390	1:32.340	104.95	0.571	18:05:27.173
12 -	22.143	44.632	25.216	1:31.991 (3)	105.35	0.222	18:06:59.164
13 -	22.141	44.558	25.222	1:31.921 (2)	105.43	0.152	18:08:31.085

P9 18		David GILLETT		F308 VW			
IDEAL LAP TIME : 1:35.662		BEST LAP TIME : 1:35.937		DIFFERENCE : 0.275			
LAP	SECTOR 1	SECTOR 2	SECTOR 3	LAP TIME	MPH	DIFF	TIME OF DAY
1 -		47.938	27.044	1:46.924	90.63	10.987	17:49:28.617
2 -	24.026	47.025	26.617	1:37.668	99.22	1.731	17:51:06.285
3 -	23.611	46.373	26.396	1:36.380	100.55	0.443	17:52:42.665
4 -	23.744	46.314	26.702	1:36.760	100.15	0.823	17:54:19.425
5 -	23.266	46.259	26.695	1:36.220 (3)	100.72	0.283	17:55:55.645
6 -	23.416	46.483	26.541	1:36.440	100.49	0.503	17:57:32.085
7 -	23.574	46.298	26.748	1:36.620	100.30	0.683	17:59:08.705
8 -	23.513	46.143	26.281	1:35.937 (1)	101.01		18:00:44.642
9 -	24.232	47.858	26.780	1:38.870	98.02	2.933	18:02:23.512
10 -	23.705	46.705	26.611	1:37.021	99.88	1.084	18:04:00.533
11 -	23.414	46.233	26.523	1:36.170 (2)	100.77	0.233	18:05:36.703
12 -	23.626	46.150	26.749	1:36.525	100.40	0.588	18:07:13.228
13 -	23.487	46.115	26.902	1:36.504	100.42	0.567	18:08:49.732

P10 91		Jonathon HUGHES		F312 Mercedes			
IDEAL LAP TIME : 1:32.684		BEST LAP TIME : 1:32.968		DIFFERENCE : 0.284			
LAP	SECTOR 1	SECTOR 2	SECTOR 3	LAP TIME	MPH	DIFF	TIME OF DAY
1 -		47.397	26.129	1:43.222	93.88	10.254	17:49:24.915
2 -	22.615	46.510	25.937	1:35.062	101.94	2.094	17:50:59.977
3 -	22.521	47.431	25.978	1:35.930	101.02	2.962	17:52:35.907
4 -	22.613	45.068	25.855	1:33.536	103.61	0.568	17:54:09.443
5 -	22.649	45.011	26.304	1:33.964	103.13	0.996	17:55:43.407
6 -	22.736	45.867	25.569	1:34.172	102.91	1.204	17:57:17.579
7 -	22.448	45.370	25.413	1:33.231 (2)	103.94	0.263	17:58:50.810
8 -	22.260	45.223	25.485	1:32.968 (1)	104.24		18:00:23.778
9 -	22.611	45.525	25.771	1:33.907	103.20	0.939	18:01:57.685
10 -	23.080	45.136	25.426	1:33.642	103.49	0.674	18:03:31.327
11 -	22.415	45.546	25.474	1:33.435 (3)	103.72	0.467	18:05:04.762
12 -	23.376	45.460	25.593	1:34.429	102.63	1.461	18:06:39.191
13 -	1:04.278	46.406	26.673	2:17.357	70.55	44.389	18:08:56.548

Weather / Track : Bright / Dry

Oulton Park International
 Circuit Length = 2.6920 miles
 Start: 17:47 Flag 18:08 End: 18:09