



F3 Cup Championship

Snetterton 300 Circuit

11th / 12th August 2018



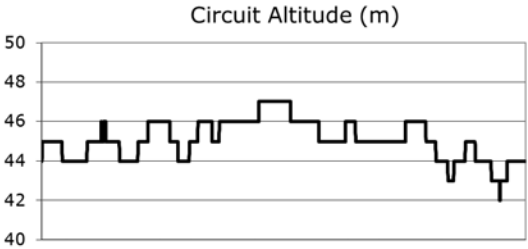
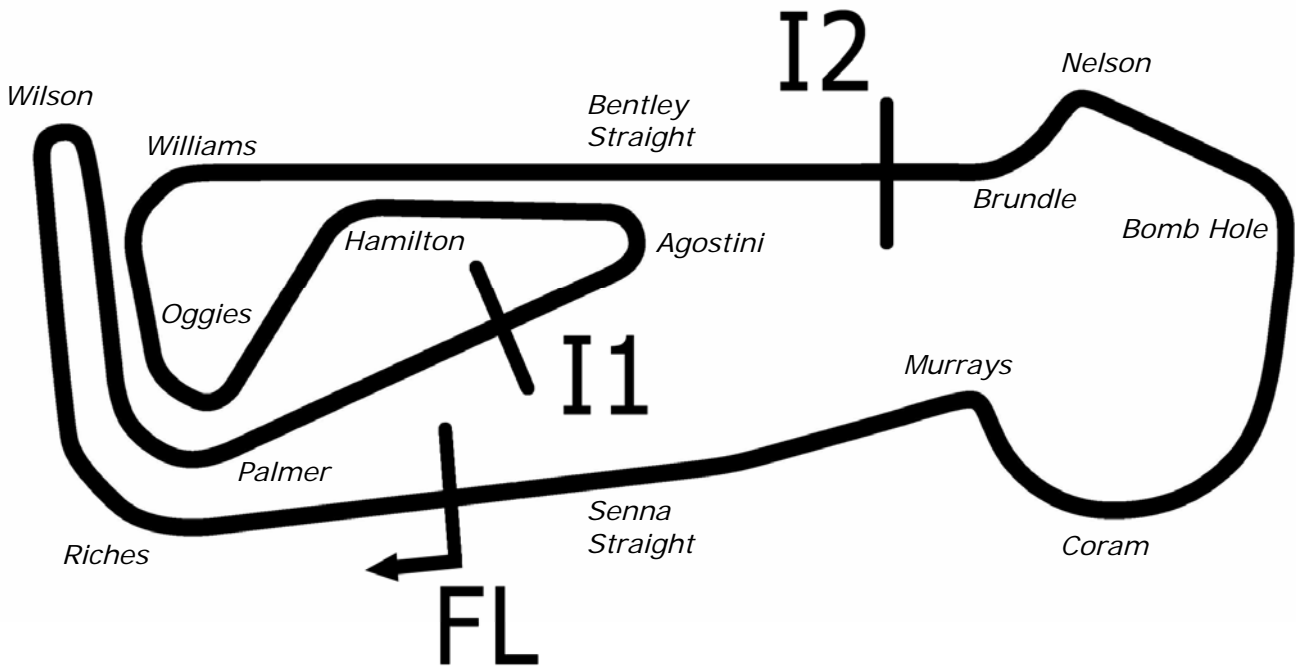
Results Provided by Timing Solutions Ltd
www.tsl-timing.com

Snetterton 300



SPORTS TIMING

TIMING SOLUTIONS LTD



Length	2.9689 miles	4778.0 m	
FL		52.46340 N	0.94476 E
I1	1545m	52.46487 N	0.94466 E
I2	3198m	52.46617 N	0.94964 E
Pit Entry	4572m	52.46364 N	0.94774 E
Pit Exit	40m after FL	52.46338 N	0.94420 E
Pit Entry-Pit Exit	246m, 14.7s @60kph, 11.0s @80kph		

All results available at www.tsl-timing.com

F3 Cup Championship

QUALIFYING - RACE 6 - CLASSIFICATION

POS	NO	NAME	ENTRY	TIME	ON	LAPS	GAP	DIFF	MPH
1	6*	George LINE	F308 Honda	1:44.018	6	8			102.75
2	1	Jacopo SEBASTIANI	F312 Mercedes	1:44.128	9	9	0.110	0.110	102.64
3	8	Tony BISHOP	F311 Mercedes	1:44.184	9	9	0.166	0.056	102.58
4	5	Stuart WILTSHIRE	F308 Mercedes	1:44.559	8	8	0.541	0.375	102.22
5	19	Cian CAREY	F308 VW	1:44.570	6	8	0.552	0.011	102.20
6	11	Shane KELLY	F308 Mugen	1:45.892	3	4	1.874	1.322	100.93
7	17	Patrick JEANS	F312 Mercedes	1:46.247	6	8	2.229	0.355	100.59
8	10	Baptiste LEONARD	F312 Mercedes	1:47.151	6	9	3.133	0.904	99.74
9	7	Phillip JEANS	F312 Mercedes	1:49.755	8	8	5.737	2.604	97.38
10	9	Stephen FITZPATRICK	F311 Honda	1:50.694	8	8	6.676	0.939	96.55
11	21	James SIMONS	F310 VW Spiess	1:56.315	8	8	12.297	5.621	91.88
12	4	Robbie WATTS	F308 VW Spiess			1			

No. 6 - 1 Lap time disallowed; exceeding track limits.

Snetterton 300
Circuit Length = 2.9689 miles
Start: 11:06 Flag 11:21 End: 11:23

Weather / Track : Bright / Dry

These results are provisional until the conclusion of any judicial and technical matters.

Clerk Of Course :

Timekeeper :

Results can be found at www.tsl-timing.com

Printed - 11:24 Saturday, 11 August 2018



F3 Cup Championship

QUALIFYING - RACE 10 - 2ND FASTEST CLASSIFICATION

POS	NO	NAME	ENTRY	TIME	ON	LAPS	GAP	DIFF	MPH
1	1	Jacopo SEBASTIANI	F312 Mercedes	1:44.247	7	9			102.52
2	19	Cian CAREY	F308 VW	1:44.754	5	8	0.507	0.507	102.03
3	8	Tony BISHOP	F311 Mercedes	1:44.882	5	9	0.635	0.128	101.90
4	6*	George LINE	F308 Honda	1:45.122	3	8	0.875	0.240	101.67
5	5	Stuart WILTSHIRE	F308 Mercedes	1:45.649	6	8	1.402	0.527	101.16
6	11	Shane KELLY	F308 Mugen	1:46.450	4	4	2.203	0.801	100.40
7	17	Patrick JEANS	F312 Mercedes	1:47.124	4	8	2.877	0.674	99.77
8	10	Baptiste LEONARD	F312 Mercedes	1:47.195	9	9	2.948	0.071	99.70
9	7	Phillip JEANS	F312 Mercedes	1:50.451	6	8	6.204	3.256	96.76
10	9	Stephen FITZPATRICK	F311 Honda	1:52.102	7	8	7.855	1.651	95.34
11	21	James SIMONS	F310 VW Spiess	1:56.368	7	8	12.121	4.266	91.84
12	4	Robbie WATTS	F308 VW Spiess			1			

No. 6 - 1 Lap time disallowed; exceeding track limits.

Snetterton 300
Circuit Length = 2.9689 miles
Start: 11:06 Flag 11:21 End: 11:23

Weather / Track : Bright / Dry

These results are provisional until the conclusion of any judicial and technical matters.

Clerk Of Course :

Timekeeper :

Results can be found at www.tsl-timing.com

Printed - 11:25 Saturday, 11 August 2018



F3 Cup Championship

QUALIFYING - RACE 6 & 10 - BEST SECTORS

SECTOR 1			SECTOR 2			SECTOR 3			IDEAL / BEST COMPARISON						
POS	NO	NAME	TIME	NO	NAME	TIME	NO	NAME	TIME	POS	NO	NAME	IDEAL	BEST	DIFF
													PERFECT LAP	1:43.715	
1	1	SEBASTIANI	32.356	19	CAREY	37.254	6	LINE	34.105	1	6	LINE	1:43.867	1:44.018	0.151
2	19	CAREY	32.393	6	LINE	37.297	1	SEBASTIANI	34.232	2	1	SEBASTIANI	1:43.960	1:44.128	0.168
3	6	LINE	32.465	8	BISHOP	37.300	8	BISHOP	34.330	3	8	BISHOP	1:44.184	1:44.184	0.000
4	8	BISHOP	32.554	1	SEBASTIANI	37.372	5	WILTSHIRE	34.352	4	19	CAREY	1:44.219	1:44.570	0.351
5	5	WILTSHIRE	32.583	5	WILTSHIRE	37.624	11	KELLY	34.536	5	5	WILTSHIRE	1:44.559	1:44.559	0.000
6	17	JEANS	32.967	17	JEANS	37.747	19	CAREY	34.572	6	11	KELLY	1:45.657	1:45.892	0.235
7	10	LEONARD	33.101	11	KELLY	37.815	17	JEANS	35.067	7	17	JEANS	1:45.781	1:46.247	0.466
8	11	KELLY	33.306	10	LEONARD	38.301	10	LEONARD	35.575	8	10	LEONARD	1:46.977	1:47.151	0.174
9	7	JEANS	33.888	9	FITZPATRICK	38.763	7	JEANS	36.463	9	7	JEANS	1:49.755	1:49.755	0.000
10	9	FITZPATRICK	34.788	7	JEANS	39.404	9	FITZPATRICK	36.805	10	9	FITZPATRICK	1:50.356	1:50.694	0.338
11	21	SIMONS	35.847	21	SIMONS	41.218	21	SIMONS	38.120	11	21	SIMONS	1:55.185	1:56.315	1.130
12	4	WATTS	2:21.235	4	WATTS	47.342	4	WATTS	44.143	12	4	WATTS	3:52.720		

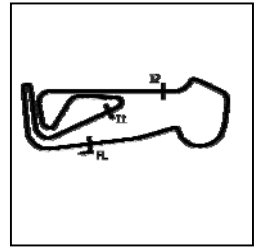
Weather / Track : Bright / Dry

Results can be found at www.tsl-timing.com

Snetterton 300
 Circuit Length = 2.9689 miles
 Start: 11:06 Flag 11:21 End: 11:23
 Printed - 11:25 Saturday, 11 August 2018

F3 Cup Championship

QUALIFYING - RACE 6 & 10 - SECTOR ANALYSIS



SECTOR 1 = FL to I1, SECTOR 2 = I1 to I2, SECTOR 3 = I2 to FL, DIFF = Difference To Personal Best Lap, P = Crossed Finish Line in Pit Lane, D = Time Disallowed

P1 6 Cup		George LINE		F308 Honda			
IDEAL LAP TIME : 1:43.867		BEST LAP TIME : 1:44.018		DIFFERENCE : 0.151			
LAP	SECTOR 1	SECTOR 2	SECTOR 3	LAP TIME	MPH	DIFF	TIME OF DAY
1 -	OUTLAP	42.108	37.207	2:00.559	88.65	16.541	11:09:06.996
2 -	35.584	40.027	37.585	1:53.196	94.42	9.178	11:11:00.192
3 -	33.205	37.646	34.271	1:45.122 (2)	101.67	1.104	11:12:45.314
4 -	33.954	41.297	41.711	1:56.962	91.38	12.944	11:14:42.276
5 -	32.844	40.895	34.994	1:48.733 (3)	98.29	4.715	11:16:31.009
6 -	32.465	37.448	34.105	1:44.018 (1)	102.75		11:18:15.027
7 -	32.720	41.598	37.360	1:51.678	95.70	7.660	11:20:06.705
8 -	32.754	37.297	36.169	1:46.220 D	100.62	2.202	11:21:52.925

P2 1 Cup		Jacopo SEBASTIANI		F312 Mercedes			
IDEAL LAP TIME : 1:43.960		BEST LAP TIME : 1:44.128		DIFFERENCE : 0.168			
LAP	SECTOR 1	SECTOR 2	SECTOR 3	LAP TIME	MPH	DIFF	TIME OF DAY
1 -	OUTLAP	41.388	39.848	2:03.653	86.43	19.525	11:09:03.476
2 -	34.636	38.959	35.226	1:48.821	98.21	4.693	11:10:52.297
3 -	33.436	38.155	34.947	1:46.538	100.32	2.410	11:12:38.835
4 -	32.880	37.437	34.694	1:45.011	101.78	0.883	11:14:23.846
5 -	32.466	37.486	34.366	1:44.318 (3)	102.45	0.190	11:16:08.164
6 -	32.356	37.698	34.411	1:44.465	102.31	0.337	11:17:52.629
7 -	32.549	37.466	34.232	1:44.247 (2)	102.52	0.119	11:19:36.876
8 -	32.762	40.266	38.579	1:51.607	95.76	7.479	11:21:28.483
9 -	32.357	37.372	34.399	1:44.128 (1)	102.64		11:23:12.611

P3 8 Cup		Tony BISHOP		F311 Mercedes			
IDEAL LAP TIME : 1:44.184		BEST LAP TIME : 1:44.184		DIFFERENCE : 0.000			
LAP	SECTOR 1	SECTOR 2	SECTOR 3	LAP TIME	MPH	DIFF	TIME OF DAY
1 -	OUTLAP	42.941	37.607	2:04.473	85.86	20.289	11:08:54.523
2 -	34.341	38.851	35.479	1:48.671	98.35	4.487	11:10:43.194
3 -	33.889	38.150	35.270	1:47.309	99.60	3.125	11:12:30.503
4 -	32.854	38.073	34.920	1:45.847	100.97	1.663	11:14:16.350
5 -	32.576	37.442	34.864	1:44.882 (2)	101.90	0.698	11:16:01.232
6 -	32.799	37.576	34.731	1:45.106 (3)	101.68	0.922	11:17:46.338
7 -	47.547	44.014	37.243	2:08.804	82.97	24.620	11:19:55.142
8 -	33.286	37.797	34.622	1:45.705	101.11	1.521	11:21:40.847
9 -	32.554	37.300	34.330	1:44.184 (1)	102.58		11:23:25.031

P4 5 Cup		Stuart WILTSHIRE		F308 Mercedes			
IDEAL LAP TIME : 1:44.559		BEST LAP TIME : 1:44.559		DIFFERENCE : 0.000			
LAP	SECTOR 1	SECTOR 2	SECTOR 3	LAP TIME	MPH	DIFF	TIME OF DAY
1 -	OUTLAP	48.254	41.566	2:18.834	76.98	34.275	11:09:40.695
2 -	36.330	40.256	35.273	1:51.859	95.54	7.300	11:11:32.554
3 -	33.512	38.356	34.561	1:46.429	100.42	1.870	11:13:18.983
4 -	33.343	38.217	35.999	1:47.559	99.36	3.000	11:15:06.542
5 -	33.178	38.616	37.457	1:49.251	97.83	4.692	11:16:55.793
6 -	32.956	38.041	34.652	1:45.649 (2)	101.16	1.090	11:18:41.442
7 -	32.929	37.810	34.967	1:45.706 (3)	101.11	1.147	11:20:27.148
8 -	32.583	37.624	34.352	1:44.559 (1)	102.22		11:22:11.707

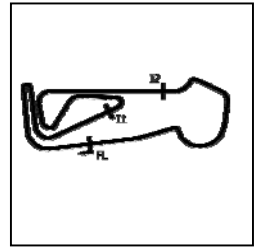
P5 19 Cup		Cian CAREY		F308 VW			
IDEAL LAP TIME : 1:44.219		BEST LAP TIME : 1:44.570		DIFFERENCE : 0.351			
LAP	SECTOR 1	SECTOR 2	SECTOR 3	LAP TIME	MPH	DIFF	TIME OF DAY
1 -	OUTLAP	41.374	36.627	1:59.574	89.38	15.004	11:09:22.029
2 -	33.908	38.393	35.379	1:47.680	99.25	3.110	11:11:09.709
3 -	33.648	40.522	34.709	1:48.879	98.16	4.309	11:12:58.588
4 -	32.826	37.486	34.572	1:44.884 (3)	101.90	0.314	11:14:43.472
5 -	32.613	37.513	34.628	1:44.754 (2)	102.03	0.184	11:16:28.226
6 -	32.393	37.254	34.923	1:44.570 (1)	102.20		11:18:12.796

Weather / Track : Bright / Dry

Snetterton 300
Circuit Length = 2.9689 miles
Start: 11:06 Flag 11:21 End: 11:23

F3 Cup Championship

QUALIFYING - RACE 6 & 10 - SECTOR ANALYSIS



SECTOR 1 = FL to I1, SECTOR 2 = I1 to I2, SECTOR 3 = I2 to FL, DIFF = Difference To Personal Best Lap, P = Crossed Finish Line in Pit Lane, D = Time Disallowed

7 -	32.663	39.441	36.031	1:48.135	98.84	3.565	11:20:00.931
8 -	32.495	37.725	37.688	1:47.908	99.04	3.338	11:21:48.839

P6	11 Cup	Shane KELLY	F308 Mugen				
IDEAL LAP TIME : 1:45.657		BEST LAP TIME : 1:45.892		DIFFERENCE : 0.235			
LAP	SECTOR 1	SECTOR 2	SECTOR 3	LAP TIME	MPH	DIFF	TIME OF DAY
1 -	OUTLAP	43.267	39.114	2:07.279	83.97	21.387	11:10:13.214
2 -	34.206	38.619	34.920	1:47.745 (3)	99.19	1.853	11:12:00.959
3 -	33.427	37.929	34.536	1:45.892 (1)	100.93		11:13:46.851
4 -	33.306	37.815	35.329	1:46.450 (2)	100.40	0.558	11:15:33.301

P7	17 Cup	Patrick JEANS	F312 Mercedes				
IDEAL LAP TIME : 1:45.781		BEST LAP TIME : 1:46.247		DIFFERENCE : 0.466			
LAP	SECTOR 1	SECTOR 2	SECTOR 3	LAP TIME	MPH	DIFF	TIME OF DAY
1 -	OUTLAP	42.454	37.704	2:03.186	86.76	16.939	11:09:08.776
2 -	35.311	41.256	36.948	1:53.515	94.15	7.268	11:11:02.291
3 -	33.837	38.880	35.618	1:48.335	98.65	2.088	11:12:50.626
4 -	33.020	38.300	35.804	1:47.124 (2)	99.77	0.877	11:14:37.750
5 -	33.178	39.373	36.052	1:48.603	98.41	2.356	11:16:26.353
6 -	32.967	38.213	35.067	1:46.247 (1)	100.59		11:18:12.600
7 -	34.087	38.729	36.342	1:49.158	97.91	2.911	11:20:01.758
8 -	33.558	37.747	36.314	1:47.619 (3)	99.31	1.372	11:21:49.377

P8	10 Cup	Baptiste LEONARD	F312 Mercedes				
IDEAL LAP TIME : 1:46.977		BEST LAP TIME : 1:47.151		DIFFERENCE : 0.174			
LAP	SECTOR 1	SECTOR 2	SECTOR 3	LAP TIME	MPH	DIFF	TIME OF DAY
1 -	OUTLAP	41.780	41.642	2:05.191	85.37	18.040	11:09:03.798
2 -	35.519	39.745	36.825	1:52.089	95.35	4.938	11:10:55.887
3 -	34.049	38.691	35.947	1:48.687	98.33	1.536	11:12:44.574
4 -	33.494	38.580	35.827	1:47.901	99.05	0.750	11:14:32.475
5 -	33.688	38.390	35.575	1:47.653 (3)	99.28	0.502	11:16:20.128
6 -	33.225	38.301	35.625	1:47.151 (1)	99.74		11:18:07.279
7 -	33.349	38.429	36.850	1:48.628	98.39	1.477	11:19:55.907
8 -	33.476	38.427	35.774	1:47.677	99.26	0.526	11:21:43.584
9 -	33.101	38.360	35.734	1:47.195 (2)	99.70	0.044	11:23:30.779

P9	7 Cup	Phillip JEANS	F312 Mercedes				
IDEAL LAP TIME : 1:49.755		BEST LAP TIME : 1:49.755		DIFFERENCE : 0.000			
LAP	SECTOR 1	SECTOR 2	SECTOR 3	LAP TIME	MPH	DIFF	TIME OF DAY
1 -	OUTLAP	44.826	42.025	2:12.806	80.47	23.051	11:09:09.241
2 -	36.841	42.375	37.978	1:57.194	91.19	7.439	11:11:06.435
3 -	36.731	40.997	37.416	1:55.144	92.82	5.389	11:13:01.579
4 -	35.082	40.604	37.057	1:52.743	94.80	2.988	11:14:54.322
5 -	35.040	40.632	37.357	1:53.029	94.56	3.274	11:16:47.351
6 -	34.188	39.581	36.682	1:50.451 (2)	96.76	0.696	11:18:37.802
7 -	34.319	39.433	36.764	1:50.516 (3)	96.71	0.761	11:20:28.318
8 -	33.888	39.404	36.463	1:49.755 (1)	97.38		11:22:18.073

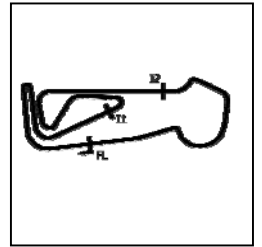
P10	9 Cup	Stephen FITZPATRICK	F311 Honda				
IDEAL LAP TIME : 1:50.356		BEST LAP TIME : 1:50.694		DIFFERENCE : 0.338			
LAP	SECTOR 1	SECTOR 2	SECTOR 3	LAP TIME	MPH	DIFF	TIME OF DAY
1 -	OUTLAP	48.779	45.219	2:19.472	76.63	28.778	11:09:04.546
2 -	40.938	43.906	41.013	2:05.857	84.92	15.163	11:11:10.403
3 -	36.648	41.492	43.477	2:01.617	87.88	10.923	11:13:12.020
4 -	35.462	40.777	37.287	1:53.526 (3)	94.14	2.832	11:15:05.546
5 -	35.490	40.710	39.076	1:55.276	92.71	4.582	11:17:00.822
6 -	36.912	46.369	41.397	2:04.678	85.72	13.984	11:19:05.500
7 -	35.300	39.997	36.805	1:52.102 (2)	95.34	1.408	11:20:57.602
8 -	34.788	38.763	37.143	1:50.694 (1)	96.55		11:22:48.296

Weather / Track : Bright / Dry

Snetterton 300
Circuit Length = 2.9689 miles
Start: 11:06 Flag 11:21 End: 11:23

F3 Cup Championship

QUALIFYING - RACE 6 & 10 - SECTOR ANALYSIS



SECTOR 1 = FL to I1, SECTOR 2 = I1 to I2, SECTOR 3 = I2 to FL, DIFF = Difference To Personal Best Lap, P = Crossed Finish Line in Pit Lane, D = Time Disallowed

P11 21 Cup James SIMONS		F310 VW Spiess					
IDEAL LAP TIME : 1:55.185		BEST LAP TIME : 1:56.315		DIFFERENCE : 1.130			
LAP	SECTOR 1	SECTOR 2	SECTOR 3	LAP TIME	MPH	DIFF	TIME OF DAY
1 -	OUTLAP	46.857	43.599	2:17.513	77.72	21.198	11:09:04.648
2 -	37.106	43.545	40.292	2:00.943	88.37	4.628	11:11:05.591
3 -	37.316	42.942	39.122	1:59.380	89.52	3.065	11:13:04.971
4 -	36.567	42.696	38.710	1:57.973	90.59	1.658	11:15:02.944
5 -	36.451	41.799	39.198	1:57.448	91.00	1.133	11:17:00.392
6 -	36.186	41.475	39.370	1:57.031 (3)	91.32	0.716	11:18:57.423
7 -	36.598	41.650	38.120	1:56.368 (2)	91.84	0.053	11:20:53.791
8 -	35.847	41.218	39.250	1:56.315 (1)	91.88		11:22:50.106

P12 4 Cup Robbie WATTS		F308 VW Spiess					
IDEAL LAP TIME : 3:52.720		BEST LAP TIME :		DIFFERENCE :			
LAP	SECTOR 1	SECTOR 2	SECTOR 3	LAP TIME	MPH	DIFF	TIME OF DAY
1 -	OUTLAP	47.342	44.143	2:19.986	76.35		11:09:45.052

F3 Cup Championship
RACE 6 - GRID (15 minutes)

ROW 6	11	1:56.315	21 James SIMONS	12	4 Robbie WATTS
ROW 5	9	1:49.755	7 Phillip JEANS	10	1:50.694 9 Stephen FITZPATRICK
ROW 4	7	1:46.247	17 Patrick JEANS	8	1:47.151 10 Baptiste LEONARD
ROW 3	5	1:44.570	19 Cian CAREY	6	1:45.892 11 Shane KELLY
ROW 2	3	1:44.184	8 Tony BISHOP	4	1:44.559 5 Stuart WILTSHIRE
ROW 1	1	1:44.018	6 George LINE	2	1:44.128 1 Jacopo SEBASTIANI
Pole					

Snetterton 300
 Circuit Length = 2.9689 miles

These results are provisional until the conclusion of any judicial and technical matters.

Clerk Of Course :	Timekeeper :
-------------------	--------------

Results can be found at www.tsl-timing.com

Printed - 11:27 Saturday, 11 August 2018



F3 Cup Championship
RACE 10 - GRID (15 minutes)

ROW 6	11	1:56.368	21 James SIMONS	12	4 Robbie WATTS
ROW 5	9	1:50.451	7 Phillip JEANS	10	1:52.102 9 Stephen FITZPATRICK
ROW 4	7	1:47.124	17 Patrick JEANS	8	1:47.195 10 Baptiste LEONARD
ROW 3	5	1:45.649	5 Stuart WILTSHIRE	6	1:46.450 11 Shane KELLY
ROW 2	3	1:44.882	8 Tony BISHOP	4	1:45.122 6 George LINE
ROW 1	1	1:44.247	1 Jacopo SEBASTIANI	2	1:44.754 19 Cian CAREY
Pole					

Snetterton 300
 Circuit Length = 2.9689 miles

These results are provisional until the conclusion of any judicial and technical matters.

Clerk Of Course :	Timekeeper :
-------------------	--------------

Results can be found at www.tsl-timing.com

Printed - 11:28 Saturday, 11 August 2018



F3 Cup Championship

RACE 6 - CLASSIFICATION

POS	NO	NAME	ENTRY	LAPS	TIME	GAP	DIFF	MPH	BEST	ON
1	6	George LINE	F308 Honda	9	15:58.991			100.30	1:45.570	8
2	5	Stuart WILTSHIRE	F308 Mercedes	9	15:59.548	0.557	0.557	100.24	1:45.208	7
3	19	Cian CAREY	F308 VW	9	16:04.421	5.430	4.873	99.74	1:45.639	7
4	8	Tony BISHOP	F311 Mercedes	9	16:05.094	6.103	0.673	99.67	1:45.291	9
5	11	Shane KELLY	F308 Mugen	9	16:11.705	12.714	6.611	98.99	1:45.447	5
6	10	Baptiste LEONARD	F312 Mercedes	9	16:17.643	18.652	5.938	98.39	1:46.269	7
7	17	Patrick JEANS	F312 Mercedes	9	16:22.914	23.923	5.271	97.86	1:45.976	9
8	7	Phillip JEANS	F312 Mercedes	9	16:58.874	59.883	35.960	94.41	1:50.683	8
9	9*	Stephen FITZPATRICK	F311 Honda	9	17:19.818	1:20.827	20.944	92.50	1:50.791	8
10	21	James SIMONS	F310 VW Spiess	9	17:46.142	1:47.151	26.324	90.22	1:56.238	4
NOT CLASSIFIED										
DNF	4	Robbie WATTS	F308 VW Spiess	7	12:38.263	2 Laps	2 Laps	98.66	1:44.851	7
DNF	1	Jacopo SEBASTIANI	F312 Mercedes	3	5:34.867	6 Laps	4 Laps	95.75	1:47.306	2
FASTEST LAP										
	4	Robbie WATTS	F308 VW Spiess	7	1:44.851			101.93 mph	164.04 kph	

Car 9 - 10 Second penalty out of position start

Weather / Track : Bright / Dry

These results are provisional until the conclusion of any judicial and technical matters.

Snetterton 300

Circuit Length = 2.9689 miles

Start: 16:00 Flag 16:16 End: 16:18

Clerk Of Course :

Timekeeper :

Results can be found at www.tsl-timing.com

Printed - 16:18 Saturday, 11 August 2018



F3 Cup Championship

RACE 6 - BEST SECTORS

SECTOR 1			SECTOR 2			SECTOR 3			IDEAL / BEST COMPARISON						
POS	NO	NAME	TIME	NO	NAME	TIME	NO	NAME	TIME	POS	NO	NAME	IDEAL	BEST	DIFF
													PERFECT LAP	1:44.580	
1	4	WATTS	32.591	4	WATTS	37.422	6	LINE	34.567	1	4	WATTS	1:44.851	1:44.851	0.000
2	1	SEBASTIANI	32.719	8	BISHOP	37.473	5	WILTSHIRE	34.570	2	5	WILTSHIRE	1:44.948	1:45.208	0.260
3	17	JEANS	32.734	5	WILTSHIRE	37.624	8	BISHOP	34.710	3	8	BISHOP	1:44.960	1:45.291	0.331
4	5	WILTSHIRE	32.754	19	CAREY	37.637	11	KELLY	34.716	4	6	LINE	1:45.133	1:45.570	0.437
5	8	BISHOP	32.777	6	LINE	37.783	19	CAREY	34.820	5	19	CAREY	1:45.327	1:45.639	0.312
6	6	LINE	32.783	1	SEBASTIANI	37.838	4	WATTS	34.838	6	11	KELLY	1:45.447	1:45.447	0.000
7	11	KELLY	32.838	11	KELLY	37.893	10	LEONARD	35.088	7	17	JEANS	1:45.948	1:45.976	0.028
8	10	LEONARD	32.869	17	JEANS	37.915	17	JEANS	35.299	8	1	SEBASTIANI	1:46.166	1:47.306	1.140
9	19	CAREY	32.870	10	LEONARD	38.245	1	SEBASTIANI	35.609	9	10	LEONARD	1:46.202	1:46.269	0.067
10	7	JEANS	34.106	9	FITZPATRICK	39.390	7	JEANS	36.527	10	7	JEANS	1:50.297	1:50.683	0.386
11	9	FITZPATRICK	34.372	7	JEANS	39.664	9	FITZPATRICK	36.762	11	9	FITZPATRICK	1:50.524	1:50.791	0.267
12	21	SIMONS	36.099	21	SIMONS	41.175	21	SIMONS	38.531	12	21	SIMONS	1:55.805	1:56.238	0.433

Weather / Track : Bright / Dry

Results can be found at www.tsl-timing.com

Snetterton 300

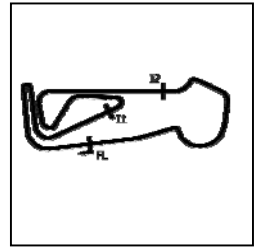
Circuit Length = 2.9689 miles

Start: 16:00 Flag 16:16 End: 16:18

Printed - 16:19 Saturday, 11 August 2018

F3 Cup Championship

RACE 6 - SECTOR ANALYSIS



SECTOR 1 = FL to I1, SECTOR 2 = I1 to I2, SECTOR 3 = I2 to FL, DIFF = Difference To Personal Best Lap, P = Crossed Finish Line in Pit Lane, D = Time Disallowed

P1 6 Cup		George LINE		F308 Honda			
IDEAL LAP TIME : 1:45.133		BEST LAP TIME : 1:45.570		DIFFERENCE : 0.437			
LAP	SECTOR 1	SECTOR 2	SECTOR 3	LAP TIME	MPH	DIFF	TIME OF DAY
1 -		38.605	34.966	1:52.101	95.34	6.531	16:02:03.883
2 -	33.252	38.164	34.919	1:46.335	100.51	0.765	16:03:50.218
3 -	33.226	38.086	34.725	1:46.037	100.79	0.467	16:05:36.255
4 -	33.392	38.092	34.745	1:46.229	100.61	0.659	16:07:22.484
5 -	33.106	37.953	34.567	1:45.626 (3)	101.18	0.056	16:09:08.110
6 -	32.933	38.066	34.794	1:45.793	101.02	0.223	16:10:53.903
7 -	33.091	38.003	34.611	1:45.705	101.11	0.135	16:12:39.608
8 -	32.783	37.904	34.883	1:45.570 (1)	101.24		16:14:25.178
9 -	32.982	37.783	34.830	1:45.595 (2)	101.21	0.025	16:16:10.773

P2 5 Cup		Stuart WILTSHIRE		F308 Mercedes			
IDEAL LAP TIME : 1:44.948		BEST LAP TIME : 1:45.208		DIFFERENCE : 0.260			
LAP	SECTOR 1	SECTOR 2	SECTOR 3	LAP TIME	MPH	DIFF	TIME OF DAY
1 -		38.694	35.162	1:53.103	94.49	7.895	16:02:04.885
2 -	33.611	38.434	35.062	1:47.107	99.78	1.899	16:03:51.992
3 -	33.056	38.264	34.938	1:46.258	100.58	1.050	16:05:38.250
4 -	33.468	38.140	34.570	1:46.178	100.66	0.970	16:07:24.428
5 -	32.754	37.907	34.587	1:45.248 (2)	101.55	0.040	16:09:09.676
6 -	33.078	37.970	34.637	1:45.685	101.13	0.477	16:10:55.361
7 -	32.920	37.653	34.635	1:45.208 (1)	101.59		16:12:40.569
8 -	32.885	37.986	34.591	1:45.462	101.34	0.254	16:14:26.031
9 -	32.994	37.624	34.681	1:45.299 (3)	101.50	0.091	16:16:11.330

P3 19 Cup		Cian CAREY		F308 VW			
IDEAL LAP TIME : 1:45.327		BEST LAP TIME : 1:45.639		DIFFERENCE : 0.312			
LAP	SECTOR 1	SECTOR 2	SECTOR 3	LAP TIME	MPH	DIFF	TIME OF DAY
1 -		39.078	35.376	1:55.673	92.39	10.034	16:02:07.455
2 -	33.371	38.236	35.109	1:46.716	100.15	1.077	16:03:54.171
3 -	32.929	37.991	35.125	1:46.045	100.78	0.406	16:05:40.216
4 -	32.916	37.720	35.205	1:45.841 (2)	100.98	0.202	16:07:26.057
5 -	33.303	37.838	35.086	1:46.227	100.61	0.588	16:09:12.284
6 -	33.104	37.637	35.207	1:45.948 (3)	100.88	0.309	16:10:58.232
7 -	32.976	37.843	34.820	1:45.639 (1)	101.17		16:12:43.871
8 -	32.870	38.308	34.957	1:46.135	100.70	0.496	16:14:30.006
9 -	33.061	38.095	35.041	1:46.197	100.64	0.558	16:16:16.203

P4 8 Cup		Tony BISHOP		F311 Mercedes			
IDEAL LAP TIME : 1:44.960		BEST LAP TIME : 1:45.291		DIFFERENCE : 0.331			
LAP	SECTOR 1	SECTOR 2	SECTOR 3	LAP TIME	MPH	DIFF	TIME OF DAY
1 -		39.065	35.503	1:55.172	92.80	9.881	16:02:06.954
2 -	33.209	37.992	35.485	1:46.686	100.18	1.395	16:03:53.640
3 -	32.813	38.069	35.233	1:46.115	100.72	0.824	16:05:39.755
4 -	32.777	37.951	35.161	1:45.889 (3)	100.93	0.598	16:07:25.644
5 -	33.244	37.784	35.143	1:46.171	100.66	0.880	16:09:11.815
6 -	33.032	37.940	35.026	1:45.998	100.83	0.707	16:10:57.813
7 -	32.882	37.587	35.156	1:45.625 (2)	101.18	0.334	16:12:43.438
8 -	32.980	40.080	35.087	1:48.147	98.82	2.856	16:14:31.585
9 -	33.108	37.473	34.710	1:45.291 (1)	101.50		16:16:16.876

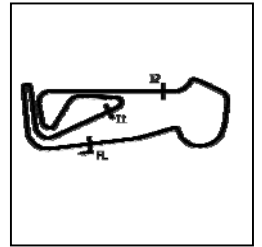
P5 11 Cup		Shane KELLY		F308 Mugen			
IDEAL LAP TIME : 1:45.447		BEST LAP TIME : 1:45.447		DIFFERENCE : 0.000			
LAP	SECTOR 1	SECTOR 2	SECTOR 3	LAP TIME	MPH	DIFF	TIME OF DAY
1 -		39.235	35.183	1:56.170	92.00	10.723	16:02:07.952
2 -	33.385	38.261	35.335	1:46.981	99.90	1.534	16:03:54.933
3 -	32.852	38.624	35.147	1:46.623	100.24	1.176	16:05:41.556
4 -	32.972	38.050	34.754	1:45.776 (3)	101.04	0.329	16:07:27.332

Weather / Track : Bright / Dry

Snetterton 300
Circuit Length = 2.9689 miles
Start: 16:00 Flag 16:16 End: 16:18

F3 Cup Championship

RACE 6 - SECTOR ANALYSIS



SECTOR 1 = FL to I1, SECTOR 2 = I1 to I2, SECTOR 3 = I2 to FL, DIFF = Difference To Personal Best Lap, P = Crossed Finish Line in Pit Lane, D = Time Disallowed

5 -	32.838	37.893	34.716	1:45.447 (1)	101.35		16:09:12.779
6 -	32.913	38.122	34.738	1:45.773 (2)	101.04	0.326	16:10:58.552
7 -	32.943	40.920	36.746	1:50.609	96.62	5.162	16:12:49.161
8 -	33.370	38.478	35.438	1:47.286	99.62	1.839	16:14:36.447
9 -	33.305	38.435	35.300	1:47.040	99.85	1.593	16:16:23.487

P6	10 Cup	Baptiste LEONARD	F312 Mercedes				
IDEAL LAP TIME : 1:46.202		BEST LAP TIME : 1:46.269		DIFFERENCE : 0.067			
LAP	SECTOR 1	SECTOR 2	SECTOR 3	LAP TIME	MPH	DIFF	TIME OF DAY

1 -		40.356	35.996	1:57.883	90.66	11.614	16:02:09.665
2 -	33.413	38.601	36.426	1:48.440	98.56	2.171	16:03:58.105
3 -	33.174	38.320	35.351	1:46.845 (2)	100.03	0.576	16:05:44.950
4 -	33.389	38.527	35.913	1:47.829	99.12	1.560	16:07:32.779
5 -	34.396	38.739	35.399	1:48.534	98.47	2.265	16:09:21.313
6 -	33.206	38.423	35.285	1:46.914 (3)	99.96	0.645	16:11:08.227
7 -	32.936	38.245	35.088	1:46.269 (1)	100.57		16:12:54.496
8 -	32.869	38.628	35.741	1:47.238	99.66	0.969	16:14:41.734
9 -	33.228	38.731	35.732	1:47.691	99.24	1.422	16:16:29.425

P7	17 Cup	Patrick JEANS	F312 Mercedes				
IDEAL LAP TIME : 1:45.948		BEST LAP TIME : 1:45.976		DIFFERENCE : 0.028			
LAP	SECTOR 1	SECTOR 2	SECTOR 3	LAP TIME	MPH	DIFF	TIME OF DAY

1 -		40.370	36.532	1:59.309	89.58	13.333	16:02:11.091
2 -	33.123	39.394	39.574	1:52.091	95.35	6.115	16:04:03.182
3 -	36.907	39.026	36.431	1:52.364	95.12	6.388	16:05:55.546
4 -	32.896	38.441	35.306	1:46.643	100.22	0.667	16:07:42.189
5 -	32.814	38.207	35.939	1:46.960	99.92	0.984	16:09:29.149
6 -	32.771	38.157	35.299	1:46.227 (2)	100.61	0.251	16:11:15.376
7 -	32.873	38.284	35.339	1:46.496 (3)	100.36	0.520	16:13:01.872
8 -	32.820	38.246	35.782	1:46.848	100.03	0.872	16:14:48.720
9 -	32.734	37.915	35.327	1:45.976 (1)	100.85		16:16:34.696

P8	7 Cup	Phillip JEANS	F312 Mercedes				
IDEAL LAP TIME : 1:50.297		BEST LAP TIME : 1:50.683		DIFFERENCE : 0.386			
LAP	SECTOR 1	SECTOR 2	SECTOR 3	LAP TIME	MPH	DIFF	TIME OF DAY

1 -		41.781	38.189	2:05.349	85.26	14.666	16:02:17.131
2 -	35.569	40.465	37.742	1:53.776	93.93	3.093	16:04:10.907
3 -	34.973	40.277	37.429	1:52.679	94.85	1.996	16:06:03.586
4 -	34.753	40.114	37.151	1:52.018	95.41	1.335	16:07:55.604
5 -	34.963	39.880	36.815	1:51.658	95.72	0.975	16:09:47.262
6 -	34.225	39.693	36.837	1:50.755 (2)	96.50	0.072	16:11:38.017
7 -	34.375	39.888	36.918	1:51.181	96.13	0.498	16:13:29.198
8 -	34.106	39.801	36.776	1:50.683 (1)	96.56		16:15:19.881
9 -	34.584	39.664	36.527	1:50.775 (3)	96.48	0.092	16:17:10.656

P9	9 Cup	Stephen FITZPATRICK	F311 Honda				
IDEAL LAP TIME : 1:50.524		BEST LAP TIME : 1:50.791		DIFFERENCE : 0.267			
LAP	SECTOR 1	SECTOR 2	SECTOR 3	LAP TIME	MPH	DIFF	TIME OF DAY

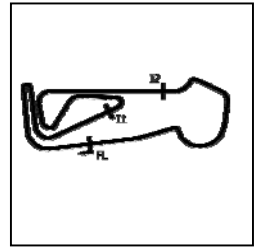
1 -		41.470	37.930	2:06.399	84.55	15.608	16:02:18.181
2 -	34.766	42.245	38.418	1:55.429	92.59	4.638	16:04:13.610
3 -	34.970	42.104	37.797	1:54.871	93.04	4.080	16:06:08.481
4 -	34.594	40.242	37.915	1:52.751	94.79	1.960	16:08:01.232
5 -	34.480	39.551	38.472	1:52.503	95.00	1.712	16:09:53.735
6 -	34.825	39.889	37.750	1:52.464 (3)	95.03	1.673	16:11:46.199
7 -	35.201	40.405	37.573	1:53.179	94.43	2.388	16:13:39.378
8 -	34.372	39.390	37.029	1:50.791 (1)	96.47		16:15:30.169
9 -	34.989	39.680	36.762	1:51.431 (2)	95.91	0.640	16:17:21.600

Weather / Track : Bright / Dry

Snetterton 300
Circuit Length = 2.9689 miles
Start: 16:00 Flag 16:16 End: 16:18

F3 Cup Championship

RACE 6 - SECTOR ANALYSIS



SECTOR 1 = FL to I1, SECTOR 2 = I1 to I2, SECTOR 3 = I2 to FL, DIFF = Difference To Personal Best Lap, P = Crossed Finish Line in Pit Lane, D = Time Disallowed

P10 21 Cup James SIMONS			F310 VW Spiess				
IDEAL LAP TIME : 1:55.805		BEST LAP TIME : 1:56.238		DIFFERENCE : 0.433			
LAP	SECTOR 1	SECTOR 2	SECTOR 3	LAP TIME	MPH	DIFF	TIME OF DAY
1 -		42.676	38.866	2:09.468	82.55	13.230	16:02:21.520
2 -	36.099	41.550	38.921	1:56.570 (3)	91.68	0.332	16:04:17.820
3 -	36.381	41.175	39.007	1:56.563 (2)	91.69	0.325	16:06:14.383
4 -	36.147	41.379	38.712	1:56.238 (1)	91.94		16:08:10.621
5 -	36.160	41.370	39.640	1:57.170	91.21	0.932	16:10:07.791
6 -	36.602	41.711	38.814	1:57.127	91.25	0.889	16:12:04.918
7 -	36.705	41.700	38.531	1:56.936	91.40	0.698	16:14:01.854
8 -	36.550	41.405	39.628	1:57.583	90.89	1.345	16:15:59.437
9 -	36.673	42.040	39.774	1:58.487	90.20	2.249	16:17:57.924

P11 4 Cup Robbie WATTS			F308 VW Spiess				
IDEAL LAP TIME : 1:44.851		BEST LAP TIME : 1:44.851		DIFFERENCE : 0.000			
LAP	SECTOR 1	SECTOR 2	SECTOR 3	LAP TIME	MPH	DIFF	TIME OF DAY
1 -		39.887	35.896	2:00.738	88.52	15.887	16:02:12.520
2 -	33.411	38.424	35.330	1:47.165	99.73	2.314	16:03:59.685
3 -	32.915	37.942	35.245	1:46.102 (3)	100.73	1.251	16:05:45.787
4 -	32.824	38.412	35.890	1:47.126	99.77	2.275	16:07:32.913
5 -	33.543	38.193	34.999	1:46.735	100.13	1.884	16:09:19.648
6 -	32.980	37.623	34.943	1:45.546 (2)	101.26	0.695	16:11:05.194
7 -	32.591	37.422	34.838	1:44.851 (1)	101.93		16:12:50.045

P12 1 Cup Jacopo SEBASTIANI			F312 Mercedes				
IDEAL LAP TIME : 1:46.166		BEST LAP TIME : 1:47.306		DIFFERENCE : 1.140			
LAP	SECTOR 1	SECTOR 2	SECTOR 3	LAP TIME	MPH	DIFF	TIME OF DAY
1 -		39.943	36.263	1:58.599 (3)	90.11	11.293	16:02:10.381
2 -	33.190	38.507	35.609	1:47.306 (1)	99.60		16:03:57.687
3 -	32.719	37.838	38.405	1:48.962 (2)	98.08	1.656	16:05:46.649

Weather / Track : Bright / Dry

Results can be found at www.tsl-timing.com

Page 3 of 3

Snetterton 300
Circuit Length = 2.9689 miles
Start: 16:00 Flag 16:16 End: 16:18

Printed - 16:20 Saturday, 11 August 2018

F3 Cup Championship

RACE 6 - LAP CHART

LAP 1 @ 16:02:03.883			LAP 2 @ 16:03:50.218			LAP 3 @ 16:05:36.255			LAP 4 @ 16:07:22.484			LAP 5 @ 16:09:08.110		
NO	BEHIND	LAP TIME	NO	BEHIND	LAP TIME	NO	BEHIND	LAP TIME	NO	BEHIND	LAP TIME	NO	BEHIND	LAP TIME
6		1:52.101	6		1:46.335	6		1:46.037	6		1:46.229	6		1:45.626
5	1.002	1:53.103	5	1.774	1:47.107	5	1.995	1:46.258	5	1.944	1:46.178	5	1.566	1:45.248
8	3.071	1:55.172	8	3.422	1:46.686	8	3.500	1:46.115	8	3.160	1:45.889	8	3.705	1:46.171
19	3.572	1:55.673	19	3.953	1:46.716	19	3.961	1:46.045	19	3.573	1:45.841	19	4.174	1:46.227
11	4.069	1:56.170	11	4.715	1:46.981	11	5.301	1:46.623	11	4.848	1:45.776	11	4.669	1:45.447
10	5.782	1:57.883	1	7.469	1:47.306	10	8.695	1:46.845	10	10.295	1:47.829	4	11.538	1:46.735
1	6.498	1:58.599	10	7.887	1:48.440	4	9.532	1:46.102	4	10.429	1:47.126	10	13.203	1:48.534
17	7.208	1:59.309	4	9.467	1:47.165	1	10.394	1:48.962	17	19.705	1:46.643	17	21.039	1:46.960
4	8.637	2:00.738	17	12.964	1:52.091	17	19.291	1:52.364	7	33.120	1:52.018	7	39.152	1:51.658
7	13.248	2:05.349	7	20.689	1:53.776	7	27.331	1:52.679	9	38.748	1:52.751	9	45.625	1:52.503
9	14.298	2:06.399	9	23.392	1:55.429	9	32.226	1:54.871	21	48.137	1:56.238	21	59.681	1:57.170
21	17.367	2:09.468	21	27.602	1:56.570	21	38.128	1:56.563						

Weather / Track : Bright / Dry

Results can be found at www.tsl-timing.com

Page 1 of 2

Snetterton 300
 Circuit Length = 2.9689 miles
 Start: 16:00 Flag 16:16 End: 16:18

Printed - 16:19 Saturday, 11 August 2018

F3 Cup Championship

RACE 6 - LAP CHART

LAP 6 @ 16:10:53.903			LAP 7 @ 16:12:39.608			LAP 8 @ 16:14:25.178			LAP 9 @ 16:16:10.773		
NO	BEHIND	LAP TIME	NO	BEHIND	LAP TIME	NO	BEHIND	LAP TIME	NO	BEHIND	LAP TIME
6		1:45.793	6		1:45.705	6		1:45.570	6		1:45.595
5	1.458	1:45.685	5	0.961	1:45.208	5	0.853	1:45.462	5	0.557	1:45.299
8	3.910	1:45.998	8	3.830	1:45.625	19	4.828	1:46.135	19	5.430	1:46.197
19	4.329	1:45.948	19	4.263	1:45.639	8	6.407	1:48.147	8	6.103	1:45.291
11	4.649	1:45.773	11	9.553	1:50.609	11	11.269	1:47.286	11	12.714	1:47.040
4	11.291	1:45.546	4	10.437	1:44.851	10	16.556	1:47.238	10	18.652	1:47.691
10	14.324	1:46.914	10	14.888	1:46.269	17	23.542	1:46.848	17	23.923	1:45.976
17	21.473	1:46.227	17	22.264	1:46.496	7	54.703	1:50.683	7	59.883	1:50.775
7	44.114	1:50.755	7	49.590	1:51.181	9	1:04.991	1:50.791	9	1:10.827	1:51.431
9	52.296	1:52.464	9	59.770	1:53.179	21	1:34.259	1:57.583	21	1:47.151	1:58.487
21	1:11.015	1:57.127	21	1:22.246	1:56.936						

Weather / Track : Bright / Dry

Results can be found at www.tsl-timing.com

Page 2 of 2

Snetterton 300
 Circuit Length = 2.9689 miles
 Start: 16:00 Flag 16:16 End: 16:18

Printed - 16:19 Saturday, 11 August 2018

F3 Cup Championship

RACE 10 - CLASSIFICATION - AMENDED

POS	NO	NAME	ENTRY	LAPS	TIME	GAP	DIFF	MPH	BEST	ON
1	19	Cian CAREY	F308 VW	4	8:17.098			86.00	1:46.398	3
2	1	Jacopo SEBASTIANI	F312 Mercedes	4	8:19.890	2.792	2.792	85.52	1:46.082	3
3	8	Tony BISHOP	F311 Mercedes	4	8:39.114	22.016	19.224	82.35	1:47.498	3
4	5	Stuart WILTSHIRE	F308 Mercedes	4	8:40.474	23.376	1.360	82.14	1:47.859	3
5	11	Shane KELLY	F308 Mugen	4	8:41.175	24.077	0.701	82.03	1:47.739	2
6	17	Patrick JEANS	F312 Mercedes	4	8:42.381	25.283	1.206	81.84	1:47.630	3
7	4	Robbie WATTS	F308 VW Spiess	4	8:44.978	27.880	2.597	81.43	1:46.970	3
8	7	Phillip JEANS	F312 Mercedes	4	8:45.851	28.753	0.873	81.30	1:51.663	3
9	9	Stephen FITZPATRICK	F311 Honda	4	8:48.524	31.426	2.673	80.88	1:53.505	2
NOT CLASSIFIED										
DNF	10*	Baptiste LEONARD	F312 Mercedes	4	8:46.593	29.495		81.18	1:51.403	3
DNF	6	George LINE	F308 Honda	2	3:43.896	2 Laps	2 Laps	95.47	1:47.698	2
DNF	21	James SIMONS	F310 VW Spiess	1	3:00.683	3 Laps	1 Lap	59.15		
FASTEST LAP										
	1	Jacopo SEBASTIANI	F312 Mercedes	3	1:46.082			100.75 mph	162.14 kph	

Car 10 - Not running at the showing of the red flag

Weather / Track : Cloudy / Drying

These results are provisional until the conclusion of any judicial and technical matters.

Snetterton 300

Circuit Length = 2.9689 miles

Start: 10:30 Flag 10:38 End: 10:45

Clerk Of Course :

Timekeeper :

Results can be found at www.tsl-timing.com

Printed - 11:50 Sunday, 12 August 2018



F3 Cup Championship

RACE 10 - BEST SECTORS

SECTOR 1			SECTOR 2			SECTOR 3			IDEAL / BEST COMPARISON						
POS	NO	NAME	TIME	NO	NAME	TIME	NO	NAME	TIME	POS	NO	NAME	IDEAL	BEST	DIFF
													PERFECT LAP	1:45.810	
1	19	CAREY	32.896	1	SEBASTIANI	37.946	6	LINE	34.968	1	1	SEBASTIANI	1:46.082	1:46.082	0.000
2	17	JEANS	32.952	4	WATTS	38.164	11	KELLY	35.112	2	19	CAREY	1:46.398	1:46.398	0.000
3	1	SEBASTIANI	33.004	8	BISHOP	38.192	1	SEBASTIANI	35.132	3	4	WATTS	1:46.550	1:46.970	0.420
4	4	WATTS	33.022	19	CAREY	38.272	19	CAREY	35.230	4	6	LINE	1:46.865	1:47.698	0.833
5	8	BISHOP	33.424	6	LINE	38.289	5	WILTSHIRE	35.338	5	17	JEANS	1:47.307	1:47.630	0.323
6	6	LINE	33.608	11	KELLY	38.438	4	WATTS	35.364	6	8	BISHOP	1:47.336	1:47.498	0.162
7	5	WILTSHIRE	33.752	5	WILTSHIRE	38.615	17	JEANS	35.473	7	11	KELLY	1:47.425	1:47.739	0.314
8	11	KELLY	33.875	17	JEANS	38.882	8	BISHOP	35.720	8	5	WILTSHIRE	1:47.705	1:47.859	0.154
9	10	LEONARD	34.207	10	LEONARD	39.806	7	JEANS	37.027	9	10	LEONARD	1:51.213	1:51.403	0.190
10	7	JEANS	34.537	7	JEANS	39.834	10	LEONARD	37.200	10	7	JEANS	1:51.398	1:51.663	0.265
11	9	FITZPATRICK	35.490	9	FITZPATRICK	40.071	9	FITZPATRICK	37.540	11	9	FITZPATRICK	1:53.101	1:53.505	0.404
12				21	SIMONS	42.169				12	21	SIMONS			

Weather / Track : Cloudy / Drying

Results can be found at www.tsl-timing.com

Snetterton 300

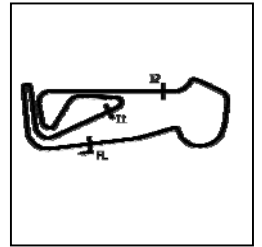
Circuit Length = 2.9689 miles

Start: 10:30 Flag 10:38 End: 10:45

Printed - 10:51 Sunday, 12 August 2018

F3 Cup Championship

RACE 10 - SECTOR ANALYSIS



SECTOR 1 = FL to I1, SECTOR 2 = I1 to I2, SECTOR 3 = I2 to FL, DIFF = Difference To Personal Best Lap, P = Crossed Finish Line in Pit Lane, D = Time Disallowed

P1		19 Cup		Cian CAREY		F308 VW	
IDEAL LAP TIME : 1:46.398		BEST LAP TIME : 1:46.398		DIFFERENCE : 0.000			
LAP	SECTOR 1	SECTOR 2	SECTOR 3	LAP TIME	MPH	DIFF	TIME OF DAY
1 -		38.974	35.651	1:55.002 (3)	92.93	8.604	10:32:01.074
2 -	33.125	38.379	35.397	1:46.901 (2)	99.98	0.503	10:33:47.975
3 -	32.896	38.272	35.230	1:46.398 (1)	100.45		10:35:34.373
4 -	33.604	1:02.282	1:12.911	2:48.797	63.31	1:02.399	10:38:23.170

P2		1 Cup		Jacopo SEBASTIANI		F312 Mercedes	
IDEAL LAP TIME : 1:46.082		BEST LAP TIME : 1:46.082		DIFFERENCE : 0.000			
LAP	SECTOR 1	SECTOR 2	SECTOR 3	LAP TIME	MPH	DIFF	TIME OF DAY
1 -		39.468	35.976	1:55.301 (3)	92.69	9.219	10:32:01.373
2 -	33.703	38.569	35.254	1:47.526 (2)	99.39	1.444	10:33:48.899
3 -	33.004	37.946	35.132	1:46.082 (1)	100.75		10:35:34.981
4 -	33.449	1:03.621	1:13.911	2:50.981	62.51	1:04.899	10:38:25.962

P3		8 Cup		Tony BISHOP		F311 Mercedes	
IDEAL LAP TIME : 1:47.336		BEST LAP TIME : 1:47.498		DIFFERENCE : 0.162			
LAP	SECTOR 1	SECTOR 2	SECTOR 3	LAP TIME	MPH	DIFF	TIME OF DAY
1 -		40.265	36.032	1:58.109 (3)	90.49	10.611	10:32:04.181
2 -	33.488	38.484	35.720	1:47.692 (2)	99.24	0.194	10:33:51.873
3 -	33.424	38.192	35.882	1:47.498 (1)	99.42		10:35:39.371
4 -	56.558	1:06.092	1:03.165	3:05.815	57.52	1:18.317	10:38:45.186

P4		5 Cup		Stuart WILTSHIRE		F308 Mercedes	
IDEAL LAP TIME : 1:47.705		BEST LAP TIME : 1:47.859		DIFFERENCE : 0.154			
LAP	SECTOR 1	SECTOR 2	SECTOR 3	LAP TIME	MPH	DIFF	TIME OF DAY
1 -		40.108	36.091	1:58.459 (3)	90.22	10.600	10:32:04.531
2 -	33.978	38.615	35.338	1:47.931 (2)	99.02	0.072	10:33:52.462
3 -	33.752	38.706	35.401	1:47.859 (1)	99.09		10:35:40.321
4 -	57.584	1:05.754	1:02.887	3:06.225	57.39	1:18.366	10:38:46.546

P5		11 Cup		Shane KELLY		F308 Mugen	
IDEAL LAP TIME : 1:47.425		BEST LAP TIME : 1:47.739		DIFFERENCE : 0.314			
LAP	SECTOR 1	SECTOR 2	SECTOR 3	LAP TIME	MPH	DIFF	TIME OF DAY
1 -		40.163	36.279	1:58.948 (3)	89.85	11.209	10:32:05.020
2 -	33.875	38.752	35.112	1:47.739 (1)	99.20		10:33:52.759
3 -	33.876	38.438	35.675	1:47.989 (2)	98.97	0.250	10:35:40.748
4 -	57.922	1:05.558	1:03.019	3:06.499	57.30	1:18.760	10:38:47.247

P6		17 Cup		Patrick JEANS		F312 Mercedes	
IDEAL LAP TIME : 1:47.307		BEST LAP TIME : 1:47.630		DIFFERENCE : 0.323			
LAP	SECTOR 1	SECTOR 2	SECTOR 3	LAP TIME	MPH	DIFF	TIME OF DAY
1 -		41.278	36.221	2:00.309 (3)	88.83	12.679	10:32:06.381
2 -	33.365	39.049	35.473	1:47.887 (2)	99.06	0.257	10:33:54.268
3 -	32.952	38.882	35.796	1:47.630 (1)	99.30		10:35:41.898
4 -	57.872	1:05.485	1:03.198	3:06.555	57.29	1:18.925	10:38:48.453

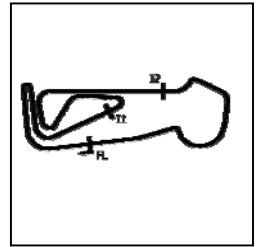
P7		4 Cup		Robbie WATTS		F308 VW Spiess	
IDEAL LAP TIME : 1:46.550		BEST LAP TIME : 1:46.970		DIFFERENCE : 0.420			
LAP	SECTOR 1	SECTOR 2	SECTOR 3	LAP TIME	MPH	DIFF	TIME OF DAY
1 -		40.822	36.873	2:02.007 (3)	87.60	15.037	10:32:08.079
2 -	33.941	38.430	35.364	1:47.735 (2)	99.20	0.765	10:33:55.814
3 -	33.022	38.164	35.784	1:46.970 (1)	99.91		10:35:42.784
4 -	58.374	1:05.830	1:04.062	3:08.266	56.77	1:21.296	10:38:51.050

Weather / Track : Cloudy / Drying

Snetterton 300
Circuit Length = 2.9689 miles
Start: 10:30 Flag 10:38 End: 10:45

F3 Cup Championship

RACE 10 - SECTOR ANALYSIS



SECTOR 1 = FL to I1, SECTOR 2 = I1 to I2, SECTOR 3 = I2 to FL, DIFF = Difference To Personal Best Lap, P = Crossed Finish Line in Pit Lane, D = Time Disallowed

P8 10 Cup		Baptiste LEONARD		F312 Mercedes			
IDEAL LAP TIME : 1:51.213		BEST LAP TIME : 1:51.403		DIFFERENCE : 0.190			
LAP	SECTOR 1	SECTOR 2	SECTOR 3	LAP TIME	MPH	DIFF	TIME OF DAY
1 -		41.252	37.418	2:03.998 (3)	86.19	12.595	10:32:10.070
2 -	34.380	40.142	37.200	1:51.722 (2)	95.66	0.319	10:34:01.792
3 -	34.207	39.806	37.390	1:51.403 (1)	95.94		10:35:53.195
4 -	51.359	1:04.840	1:03.271	2:59.470	59.55	1:08.067	10:38:52.665

P9 9 Cup		Stephen FITZPATRICK		F311 Honda			
IDEAL LAP TIME : 1:53.101		BEST LAP TIME : 1:53.505		DIFFERENCE : 0.404			
LAP	SECTOR 1	SECTOR 2	SECTOR 3	LAP TIME	MPH	DIFF	TIME OF DAY
1 -		42.624	1:02.671	2:31.199	70.68	37.694	10:32:37.271
2 -	35.535	40.430	37.540	1:53.505 (1)	94.16		10:34:30.776
3 -	35.600	40.071	40.916	1:56.587 (2)	91.67	3.082	10:36:27.363
4 -	35.490	47.712	1:04.031	2:27.233 (3)	72.59	33.728	10:38:54.596

P10 7 Cup		Phillip JEANS		F312 Mercedes			
IDEAL LAP TIME : 1:51.398		BEST LAP TIME : 1:51.663		DIFFERENCE : 0.265			
LAP	SECTOR 1	SECTOR 2	SECTOR 3	LAP TIME	MPH	DIFF	TIME OF DAY
1 -		41.018	38.218	2:03.379 (3)	86.62	11.716	10:32:09.451
2 -	34.793	40.097	37.027	1:51.917 (2)	95.50	0.254	10:34:01.368
3 -	34.537	39.834	37.292	1:51.663 (1)	95.71		10:35:53.031
4 -	50.608	1:04.655	1:03.629	2:58.892	59.74	1:07.229	10:38:51.923

P11 6 Cup		George LINE		F308 Honda			
IDEAL LAP TIME : 1:46.865		BEST LAP TIME : 1:47.698		DIFFERENCE : 0.833			
LAP	SECTOR 1	SECTOR 2	SECTOR 3	LAP TIME	MPH	DIFF	TIME OF DAY
1 -		39.720	35.452	1:56.198 (2)	91.98	8.500	10:32:02.270
2 -	33.999	38.731	34.968	1:47.698 (1)	99.24		10:33:49.968

P12 21 Cup		James SIMONS		F310 VW Spieß			
IDEAL LAP TIME :		BEST LAP TIME :		DIFFERENCE :			
LAP	SECTOR 1	SECTOR 2	SECTOR 3	LAP TIME	MPH	DIFF	TIME OF DAY
1 -	OUTLAP	42.169	IN PIT	3:00.683 P	59.15		10:33:06.754

F3 Cup Championship

RACE 10 - LAP CHART

LAP 1 @ 10:32:01.074			LAP 2 @ 10:33:47.975			LAP 3 @ 10:35:34.373			LAP 4 @ 10:38:23.170		
NO	BEHIND	LAP TIME	NO	BEHIND	LAP TIME	NO	BEHIND	LAP TIME	NO	BEHIND	LAP TIME
19		1:55.002	19		1:46.901	19		1:46.398	19		2:48.797
1	0.299	1:55.301	1	0.924	1:47.526	1	0.608	1:46.082	1	2.792	2:50.981
6	1.196	1:56.198	6	1.993	1:47.698	8	4.998	1:47.498	8	22.016	3:05.815
8	3.107	1:58.109	8	3.898	1:47.692	5	5.948	1:47.859	5	23.376	3:06.225
5	3.457	1:58.459	5	4.487	1:47.931	11	6.375	1:47.989	11	24.077	3:06.499
11	3.946	1:58.948	11	4.784	1:47.739	17	7.525	1:47.630	17	25.283	3:06.555
17	5.307	2:00.309	17	6.293	1:47.887	4	8.411	1:46.970	4	27.880	3:08.266
4	7.005	2:02.007	4	7.839	1:47.735	7	18.658	1:51.663	7	28.753	2:58.892
7	8.377	2:03.379	7	13.393	1:51.917	10	18.822	1:51.403	10	29.495	2:59.470
10	8.996	2:03.998	10	13.817	1:51.722	9	52.990	1:56.587	9	31.426	2:27.233
9	36.197	2:31.199	9	42.801	1:53.505						
21	1:05.680	3:00.683 P									

Weather / Track : Cloudy / Drying


Results can be found at www.tsl-timing.com

Snetterton 300
 Circuit Length = 2.9689 miles
 Start: 10:30 Flag 10:38 End: 10:45

Printed - 11:04 Sunday, 12 August 2018

F3 Cup Championship

RACE 15 - GRID (20 minutes) - AMENDED

ROW 6	11	6	George LINE	12	21	James SIMONS
ROW 5	9	9	Stephen FITZPATRICK	10	10	Baptiste LEONARD
ROW 4	7	4	Robbie WATTS	8	7	Phillip JEANS
ROW 3	5	11	Shane KELLY	6	17	Patrick JEANS
ROW 2	3	8	Tony BISHOP	4	5	Stuart WILTSHIRE
ROW 1	1	19	Cian CAREY	2	1	Jacopo SEBASTIANI
Pole						
						

Snetterton 300
Circuit Length = 2.9689 miles

These results are provisional until the conclusion of any judicial and technical matters.

Clerk Of Course :	Timekeeper :
-------------------	--------------

Results can be found at www.tsl-timing.com

Printed - 11:52 Sunday, 12 August 2018



F3 Cup Championship

RACE 15 - CLASSIFICATION

POS	NO	NAME	ENTRY	LAPS	TIME	GAP	DIFF	MPH	BEST	ON
1	19	Cian CAREY	F308 VW	12	21:21.661			100.07	1:45.370	6
2	1	Jacopo SEBASTIANI	F312 Mercedes	12	21:22.540	0.879	0.879	100.00	1:45.215	6
3	8	Tony BISHOP	F311 Mercedes	12	21:23.392	1.731	0.852	99.93	1:45.794	11
4	11	Shane KELLY	F308 Mugen	12	21:23.891	2.230	0.499	99.89	1:45.582	8
5	5	Stuart WILTSHIRE	F308 Mercedes	12	21:24.710	3.049	0.819	99.83	1:45.612	11
6	4	Robbie WATTS	F308 VW Spiess	12	21:25.837	4.176	1.127	99.74	1:45.256	8
7	17	Patrick JEANS	F312 Mercedes	12	21:35.629	13.968	9.792	98.99	1:45.996	11
8	10	Baptiste LEONARD	F312 Mercedes	12	21:53.529	31.868	17.900	97.64	1:47.647	7
9	9	Stephen FITZPATRICK	F311 Honda	11	22:00.318	1 Lap	1 Lap	89.04	1:50.955	9
NOT CLASSIFIED										
DNF	7	Phillip JEANS	F312 Mercedes	11	20:36.382	1 Lap		95.09	1:50.524	8
FASTEST LAP										
	1	Jacopo SEBASTIANI	F312 Mercedes	6	1:45.215			101.58 mph	163.48 kph	

Weather / Track : Overcast / Dry

These results are provisional until the conclusion of any judicial and technical matters.

Snetterton 300

Circuit Length = 2.9689 miles

Start: 14:01 Flag 14:22 End: 14:24

Clerk Of Course :

Timekeeper :

Results can be found at www.tsl-timing.com

Printed - 14:24 Sunday, 12 August 2018



F3 Cup Championship

RACE 15 - BEST SECTORS

SECTOR 1			SECTOR 2			SECTOR 3			IDEAL / BEST COMPARISON						
POS	NO	NAME	TIME	NO	NAME	TIME	NO	NAME	TIME	POS	NO	NAME	IDEAL	BEST	DIFF
													PERFECT LAP	1:44.545	
1	1	SEBASTIANI	32.403	1	SEBASTIANI	37.574	5	WILTSHIRE	34.568	1	1	SEBASTIANI	1:44.760	1:45.215	0.455
2	19	CAREY	32.656	11	KELLY	37.632	11	KELLY	34.727	2	5	WILTSHIRE	1:45.139	1:45.612	0.473
3	4	WATTS	32.677	4	WATTS	37.670	19	CAREY	34.749	3	4	WATTS	1:45.253	1:45.256	0.003
4	5	WILTSHIRE	32.702	8	BISHOP	37.708	1	SEBASTIANI	34.783	4	19	CAREY	1:45.254	1:45.370	0.116
5	8	BISHOP	32.725	19	CAREY	37.849	4	WATTS	34.906	5	11	KELLY	1:45.262	1:45.582	0.320
6	17	JEANS	32.742	5	WILTSHIRE	37.869	8	BISHOP	34.989	6	8	BISHOP	1:45.422	1:45.794	0.372
7	11	KELLY	32.903	17	JEANS	37.886	17	JEANS	35.210	7	17	JEANS	1:45.838	1:45.996	0.158
8	10	LEONARD	33.214	10	LEONARD	38.876	10	LEONARD	35.383	8	10	LEONARD	1:47.473	1:47.647	0.174
9	7	JEANS	33.848	9	FITZPATRICK	39.026	7	JEANS	36.178	9	7	JEANS	1:49.686	1:50.524	0.838
10	9	FITZPATRICK	34.340	7	JEANS	39.660	9	FITZPATRICK	37.118	10	9	FITZPATRICK	1:50.484	1:50.955	0.471

Weather / Track : Overcast / Dry

Results can be found at www.tsl-timing.com

Snetterton 300

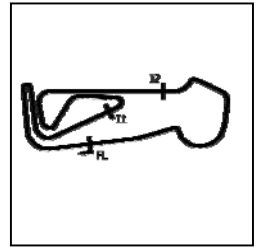
Circuit Length = 2.9689 miles

Start: 14:01 Flag 14:22 End: 14:24

Printed - 14:27 Sunday, 12 August 2018

F3 Cup Championship

RACE 15 - SECTOR ANALYSIS



SECTOR 1 = FL to I1, SECTOR 2 = I1 to I2, SECTOR 3 = I2 to FL, DIFF = Difference To Personal Best Lap, P = Crossed Finish Line in Pit Lane, D = Time Disallowed

P1 19 Cup		Cian CAREY		F308 VW			
IDEAL LAP TIME : 1:45.254		BEST LAP TIME : 1:45.370		DIFFERENCE : 0.116			
LAP	SECTOR 1	SECTOR 2	SECTOR 3	LAP TIME	MPH	DIFF	TIME OF DAY
1 -		38.627	35.247	1:53.360	94.28	7.990	14:03:01.096
2 -	32.954	38.101	35.200	1:46.255	100.58	0.885	14:04:47.351
3 -	32.810	38.165	35.185	1:46.160	100.67	0.790	14:06:33.511
4 -	32.714	38.049	35.072	1:45.835	100.98	0.465	14:08:19.346
5 -	32.817	37.888	35.067	1:45.772 (3)	101.04	0.402	14:10:05.118
6 -	32.772	37.849	34.749	1:45.370 (1)	101.43		14:11:50.488
7 -	32.688	37.888	35.716	1:46.292	100.55	0.922	14:13:36.780
8 -	32.785	37.902	34.759	1:45.446 (2)	101.36	0.076	14:15:22.226
9 -	32.656	38.520	34.979	1:46.155	100.68	0.785	14:17:08.381
10 -	32.852	39.595	35.802	1:48.249	98.73	2.879	14:18:56.630
11 -	32.822	38.407	35.193	1:46.422	100.43	1.052	14:20:43.052
12 -	33.273	37.954	35.118	1:46.345	100.50	0.975	14:22:29.397

P2 1 Cup		Jacopo SEBASTIANI		F312 Mercedes			
IDEAL LAP TIME : 1:44.760		BEST LAP TIME : 1:45.215		DIFFERENCE : 0.455			
LAP	SECTOR 1	SECTOR 2	SECTOR 3	LAP TIME	MPH	DIFF	TIME OF DAY
1 -		38.980	35.371	1:54.477	93.36	9.262	14:03:02.213
2 -	33.014	37.871	34.870	1:45.755	101.06	0.540	14:04:47.968
3 -	32.766	37.884	35.726	1:46.376	100.47	1.161	14:06:34.344
4 -	33.132	37.864	35.315	1:46.311	100.53	1.096	14:08:20.655
5 -	32.747	37.736	34.945	1:45.428 (2)	101.37	0.213	14:10:06.083
6 -	32.695	37.737	34.783	1:45.215 (1)	101.58		14:11:51.298
7 -	32.510	37.574	35.511	1:45.595 (3)	101.21	0.380	14:13:36.893
8 -	33.069	37.855	34.968	1:45.892	100.93	0.677	14:15:22.785
9 -	32.468	38.303	35.459	1:46.230	100.61	1.015	14:17:09.015
10 -	32.403	39.223	36.421	1:48.047	98.92	2.832	14:18:57.062
11 -	32.502	38.688	34.929	1:46.119	100.71	0.904	14:20:43.181
12 -	33.425	38.028	35.642	1:47.095	99.80	1.880	14:22:30.276

P3 8 Cup		Tony BISHOP		F311 Mercedes			
IDEAL LAP TIME : 1:45.422		BEST LAP TIME : 1:45.794		DIFFERENCE : 0.372			
LAP	SECTOR 1	SECTOR 2	SECTOR 3	LAP TIME	MPH	DIFF	TIME OF DAY
1 -		38.977	35.472	1:55.658	92.41	9.864	14:03:03.394
2 -	33.419	38.038	35.196	1:46.653	100.21	0.859	14:04:50.047
3 -	33.008	37.991	35.115	1:46.114	100.72	0.320	14:06:36.161
4 -	33.077	37.881	35.039	1:45.997	100.83	0.203	14:08:22.158
5 -	33.064	38.106	35.162	1:46.332	100.51	0.538	14:10:08.490
6 -	32.725	37.911	35.253	1:45.889 (2)	100.93	0.095	14:11:54.379
7 -	33.236	37.869	35.020	1:46.125	100.71	0.331	14:13:40.504
8 -	33.092	38.018	35.195	1:46.305	100.54	0.511	14:15:26.809
9 -	32.903	37.867	35.220	1:45.990 (3)	100.84	0.196	14:17:12.799
10 -	32.876	38.030	35.491	1:46.397	100.45	0.603	14:18:59.196
11 -	33.097	37.708	34.989	1:45.794 (1)	101.02		14:20:44.990
12 -	32.941	37.889	35.308	1:46.138	100.69	0.344	14:22:31.128

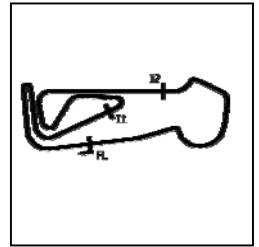
P4 11 Cup		Shane KELLY		F308 Mugen			
IDEAL LAP TIME : 1:45.262		BEST LAP TIME : 1:45.582		DIFFERENCE : 0.320			
LAP	SECTOR 1	SECTOR 2	SECTOR 3	LAP TIME	MPH	DIFF	TIME OF DAY
1 -		39.414	35.130	1:56.460	91.77	10.878	14:03:04.196
2 -	33.311	38.264	34.727	1:46.302	100.54	0.720	14:04:50.498
3 -	33.292	38.502	34.826	1:46.620	100.24	1.038	14:06:37.118
4 -	32.996	38.076	35.010	1:46.082	100.75	0.500	14:08:23.200
5 -	33.064	37.835	34.761	1:45.660 (2)	101.15	0.078	14:10:08.860
6 -	33.105	37.863	34.772	1:45.740 (3)	101.07	0.158	14:11:54.600
7 -	33.627	37.977	35.231	1:46.835	100.04	1.253	14:13:41.435
8 -	32.903	37.792	34.887	1:45.582 (1)	101.23		14:15:27.017
9 -	33.326	37.825	34.938	1:46.089	100.74	0.507	14:17:13.106

Weather / Track : Overcast / Dry

Snetterton 300
Circuit Length = 2.9689 miles
Start: 14:01 Flag 14:22 End: 14:24

F3 Cup Championship

RACE 15 - SECTOR ANALYSIS



SECTOR 1 = FL to I1, SECTOR 2 = I1 to I2, SECTOR 3 = I2 to FL, DIFF = Difference To Personal Best Lap, P = Crossed Finish Line in Pit Lane, D = Time Disallowed

10 -	33.067	38.398	34.766	1:46.231	100.61	0.649	14:18:59.337
11 -	33.721	37.632	34.833	1:46.186	100.65	0.604	14:20:45.523
12 -	33.092	37.896	35.116	1:46.104	100.73	0.522	14:22:31.627

P5 5 Cup		Stuart WILTSHIRE		F308 Mercedes			
IDEAL LAP TIME : 1:45.139		BEST LAP TIME : 1:45.612		DIFFERENCE : 0.473			
LAP	SECTOR 1	SECTOR 2	SECTOR 3	LAP TIME	MPH	DIFF	TIME OF DAY
1 -		39.644	35.322	1:57.427	91.01	11.815	14:03:05.163
2 -	33.701	38.338	34.746	1:46.785	100.08	1.173	14:04:51.948
3 -	33.277	37.888	35.255	1:46.420	100.43	0.808	14:06:38.368
4 -	33.289	38.648	34.996	1:46.933	99.95	1.321	14:08:25.301
5 -	33.069	38.017	34.826	1:45.912	100.91	0.300	14:10:11.213
6 -	33.034	38.025	34.715	1:45.774	101.04	0.162	14:11:56.987
7 -	33.055	38.123	34.568	1:45.746 (3)	101.07	0.134	14:13:42.733
8 -	33.110	38.362	34.844	1:46.316	100.53	0.704	14:15:29.049
9 -	33.143	38.221	34.778	1:46.142	100.69	0.530	14:17:15.191
10 -	32.702	38.202	34.758	1:45.662 (2)	101.15	0.050	14:19:00.853
11 -	33.087	37.869	34.656	1:45.612 (1)	101.20		14:20:46.465
12 -	32.978	38.164	34.839	1:45.981	100.84	0.369	14:22:32.446

P6 4 Cup		Robbie WATTS		F308 VW Spiess			
IDEAL LAP TIME : 1:45.253		BEST LAP TIME : 1:45.256		DIFFERENCE : 0.003			
LAP	SECTOR 1	SECTOR 2	SECTOR 3	LAP TIME	MPH	DIFF	TIME OF DAY
1 -		39.838	35.665	1:58.296	90.35	13.040	14:03:06.032
2 -	33.486	38.719	35.041	1:47.246	99.65	1.990	14:04:53.278
3 -	32.915	38.362	35.424	1:46.701	100.16	1.445	14:06:39.979
4 -	33.263	38.103	34.997	1:46.363	100.48	1.107	14:08:26.342
5 -	32.839	37.670	35.098	1:45.607 (2)	101.20	0.351	14:10:11.949
6 -	32.816	37.900	34.929	1:45.645 (3)	101.16	0.389	14:11:57.594
7 -	33.047	38.765	35.022	1:46.834	100.04	1.578	14:13:44.428
8 -	32.677	37.673	34.906	1:45.256 (1)	101.54		14:15:29.684
9 -	32.726	38.339	35.101	1:46.166	100.67	0.910	14:17:15.850
10 -	32.765	37.936	35.109	1:45.810	101.01	0.554	14:19:01.660
11 -	32.677	38.066	35.101	1:45.844	100.97	0.588	14:20:47.504
12 -	32.893	37.883	35.293	1:46.069	100.76	0.813	14:22:33.573

P7 17 Cup		Patrick JEANS		F312 Mercedes			
IDEAL LAP TIME : 1:45.838		BEST LAP TIME : 1:45.996		DIFFERENCE : 0.158			
LAP	SECTOR 1	SECTOR 2	SECTOR 3	LAP TIME	MPH	DIFF	TIME OF DAY
1 -		39.600	36.525	1:57.792	90.73	11.796	14:03:05.528
2 -	33.514	38.704	35.210	1:47.428	99.49	1.432	14:04:52.956
3 -	32.802	38.435	35.367	1:46.604	100.25	0.608	14:06:39.560
4 -	34.274	38.839	36.006	1:49.119	97.94	3.123	14:08:28.679
5 -	33.527	38.469	35.639	1:47.635	99.29	1.639	14:10:16.314
6 -	33.377	38.446	35.659	1:47.482	99.44	1.486	14:12:03.796
7 -	33.259	38.166	35.441	1:46.866	100.01	0.870	14:13:50.662
8 -	33.049	38.071	36.008	1:47.128	99.76	1.132	14:15:37.790
9 -	32.832	38.281	35.924	1:47.037	99.85	1.041	14:17:24.827
10 -	32.806	37.890	35.354	1:46.050 (2)	100.78	0.054	14:19:10.877
11 -	32.742	37.886	35.368	1:45.996 (1)	100.83		14:20:56.873
12 -	32.817	38.198	35.477	1:46.492 (3)	100.36	0.496	14:22:43.365

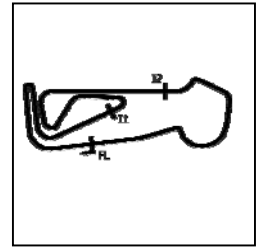
P8 10 Cup		Baptiste LEONARD		F312 Mercedes			
IDEAL LAP TIME : 1:47.473		BEST LAP TIME : 1:47.647		DIFFERENCE : 0.174			
LAP	SECTOR 1	SECTOR 2	SECTOR 3	LAP TIME	MPH	DIFF	TIME OF DAY
1 -		40.501	36.456	2:00.162	88.94	12.515	14:03:07.898
2 -	34.367	39.377	35.885	1:49.629	97.49	1.982	14:04:57.527
3 -	33.844	39.372	35.909	1:49.125	97.94	1.478	14:06:46.652
4 -	33.574	39.321	35.779	1:48.674	98.34	1.027	14:08:35.326
5 -	33.557	38.890	35.932	1:48.379	98.61	0.732	14:10:23.705

Weather / Track : Overcast / Dry

Snetterton 300
Circuit Length = 2.9689 miles
Start: 14:01 Flag 14:22 End: 14:24

F3 Cup Championship

RACE 15 - SECTOR ANALYSIS



SECTOR 1 = FL to I1, SECTOR 2 = I1 to I2, SECTOR 3 = I2 to FL, DIFF = Difference To Personal Best Lap, P = Crossed Finish Line in Pit Lane, D = Time Disallowed

6 -	33.517	38.964	35.469	1:47.950 (2)	99.00	0.303	14:12:11.655
7 -	33.214	38.925	35.508	1:47.647 (1)	99.28		14:13:59.302
8 -	33.220	39.226	35.551	1:47.997 (3)	98.96	0.350	14:15:47.299
9 -	33.322	38.949	35.857	1:48.128	98.84	0.481	14:17:35.427
10 -	33.770	39.003	36.144	1:48.917	98.13	1.270	14:19:24.344
11 -	34.245	38.882	35.567	1:48.694	98.33	1.047	14:21:13.038
12 -	33.968	38.876	35.383	1:48.227	98.75	0.580	14:23:01.265

P9 9 Cup Stephen FITZPATRICK		F311 Honda					
IDEAL LAP TIME : 1:50.484		BEST LAP TIME : 1:50.955		DIFFERENCE : 0.471			
LAP	SECTOR 1	SECTOR 2	SECTOR 3	LAP TIME	MPH	DIFF	TIME OF DAY
1 -		1:21.857	40.177	2:47.236	63.91	56.281	14:03:54.972
2 -	35.298	40.367	37.316	1:52.981	94.60	2.026	14:05:47.953
3 -	35.353	40.156	37.301	1:52.810	94.74	1.855	14:07:40.763
4 -	35.385	39.800	37.777	1:52.962	94.61	2.007	14:09:33.725
5 -	34.557	41.558	37.520	1:53.635	94.05	2.680	14:11:27.360
6 -	34.409	40.218	37.520	1:52.147 (3)	95.30	1.192	14:13:19.507
7 -	34.588	39.120	1:06.784	2:20.492	76.07	29.537	14:15:39.999
8 -	35.552	39.974	37.567	1:53.093	94.50	2.138	14:17:33.092
9 -	34.340	39.026	37.589	1:50.955 (1)	96.32		14:19:24.047
10 -	35.432	39.209	37.978	1:52.619	94.90	1.664	14:21:16.666
11 -	34.648	39.622	37.118	1:51.388 (2)	95.95	0.433	14:23:08.054

P10 7 Cup Phillip JEANS		F312 Mercedes					
IDEAL LAP TIME : 1:49.686		BEST LAP TIME : 1:50.524		DIFFERENCE : 0.838			
LAP	SECTOR 1	SECTOR 2	SECTOR 3	LAP TIME	MPH	DIFF	TIME OF DAY
1 -		41.052	37.412	2:02.608	87.17	12.084	14:03:10.344
2 -	35.078	40.450	37.298	1:52.826	94.73	2.302	14:05:03.170
3 -	34.671	40.737	37.125	1:52.533	94.97	2.009	14:06:55.703
4 -	34.574	39.886	37.135	1:51.595	95.77	1.071	14:08:47.298
5 -	34.242	40.167	36.870	1:51.279	96.04	0.755	14:10:38.577
6 -	34.193	39.724	36.913	1:50.830 (3)	96.43	0.306	14:12:29.407
7 -	34.243	40.309	36.178	1:50.730 (2)	96.52	0.206	14:14:20.137
8 -	33.848	39.667	37.009	1:50.524 (1)	96.70		14:16:10.661
9 -	34.319	40.033	37.387	1:51.739	95.65	1.215	14:18:02.400
10 -	34.303	39.956	36.605	1:50.864	96.40	0.340	14:19:53.264
11 -	34.044	39.660	37.150	1:50.854	96.41	0.330	14:21:44.118

Weather / Track : Overcast / Dry

Results can be found at www.tsl-timing.com

Page 3 of 3

Snetterton 300
Circuit Length = 2.9689 miles
Start: 14:01 Flag 14:22 End: 14:24

Printed - 14:28 Sunday, 12 August 2018

F3 Cup Championship

RACE 15 - LAP CHART

LAP 1 @ 14:03:01.096			LAP 2 @ 14:04:47.351			LAP 3 @ 14:06:33.511			LAP 4 @ 14:08:19.346			LAP 5 @ 14:10:05.118		
NO	BEHIND	LAP TIME	NO	BEHIND	LAP TIME	NO	BEHIND	LAP TIME	NO	BEHIND	LAP TIME	NO	BEHIND	LAP TIME
19		1:53.360	19		1:46.255	19		1:46.160	19		1:45.835	19		1:45.772
1	1.117	1:54.477	1	0.617	1:45.755	1	0.833	1:46.376	1	1.309	1:46.311	1	0.965	1:45.428
8	2.298	1:55.658	8	2.696	1:46.653	8	2.650	1:46.114	8	2.812	1:45.997	8	3.372	1:46.332
11	3.100	1:56.460	11	3.147	1:46.302	11	3.607	1:46.620	11	3.854	1:46.082	11	3.742	1:45.660
5	4.067	1:57.427	5	4.597	1:46.785	5	4.857	1:46.420	5	5.955	1:46.933	5	6.095	1:45.912
17	4.432	1:57.792	17	5.605	1:47.428	17	6.049	1:46.604	4	6.996	1:46.363	4	6.831	1:45.607
4	4.936	1:58.296	4	5.927	1:47.246	4	6.468	1:46.701	17	9.333	1:49.119	17	11.196	1:47.635
10	6.802	2:00.162	10	10.176	1:49.629	10	13.141	1:49.125	10	15.980	1:48.674	10	18.587	1:48.379
7	9.248	2:02.608	7	15.819	1:52.826	7	22.192	1:52.533	7	27.952	1:51.595	7	33.459	1:51.279
9	53.876	2:47.236	9	1:00.602	1:52.981	9	1:07.252	1:52.810	9	1:14.379	1:52.962	9	1:22.242	1:53.635

Weather / Track : Overcast / Dry

Results can be found at www.tsl-timing.com

Page 1 of 3

Snetterton 300
 Circuit Length = 2.9689 miles
 Start: 14:01 Flag 14:22 End: 14:24

Printed - 14:27 Sunday, 12 August 2018

F3 Cup Championship

RACE 15 - LAP CHART

LAP 6 @ 14:11:50.488			LAP 7 @ 14:13:36.780			LAP 8 @ 14:15:22.226			LAP 9 @ 14:17:08.381			LAP 10 @ 14:18:56.630		
NO	BEHIND	LAP TIME	NO	BEHIND	LAP TIME	NO	BEHIND	LAP TIME	NO	BEHIND	LAP TIME	NO	BEHIND	LAP TIME
19		1:45.370	19		1:46.292	19		1:45.446	19		1:46.155	19		1:48.249
1	0.810	1:45.215	1	0.113	1:45.595	1	0.559	1:45.892	1	0.634	1:46.230	1	0.432	1:48.047
8	3.891	1:45.889	8	3.724	1:46.125	8	4.583	1:46.305	8	4.418	1:45.990	8	2.566	1:46.397
11	4.112	1:45.740	11	4.655	1:46.835	11	4.791	1:45.582	11	4.725	1:46.089	11	2.707	1:46.231
5	6.499	1:45.774	5	5.953	1:45.746	5	6.823	1:46.316	5	6.810	1:46.142	5	4.223	1:45.662
4	7.106	1:45.645	4	7.648	1:46.834	4	7.458	1:45.256	4	7.469	1:46.166	4	5.030	1:45.810
17	13.308	1:47.482	17	13.882	1:46.866	17	15.564	1:47.128	17	16.446	1:47.037	17	14.247	1:46.050
10	21.167	1:47.950	10	22.522	1:47.647	9	1 Lap	2:20.492	9	1 Lap	1:53.093	9	1 Lap	1:50.955
7	38.919	1:50.830	7	43.357	1:50.730	10	25.073	1:47.997	10	27.046	1:48.128	10	27.714	1:48.917
9	1:29.019	1:52.147				7	48.435	1:50.524	7	54.019	1:51.739	7	56.634	1:50.864

Weather / Track : Overcast / Dry

Results can be found at www.tsl-timing.com

Page 2 of 3

Snetterton 300
 Circuit Length = 2.9689 miles
 Start: 14:01 Flag 14:22 End: 14:24

Printed - 14:27 Sunday, 12 August 2018

F3 Cup Championship

RACE 15 - LAP CHART

LAP 11 @ 14:20:43.052			LAP 12 @ 14:22:29.397		
NO	BEHIND	LAP TIME	NO	BEHIND	LAP TIME
19		1:46.422	19		1:46.345
1	0.129	1:46.119	1	0.879	1:47.095
8	1.938	1:45.794	8	1.731	1:46.138
11	2.471	1:46.186	11	2.230	1:46.104
5	3.413	1:45.612	5	3.049	1:45.981
4	4.452	1:45.844	4	4.176	1:46.069
17	13.821	1:45.996	17	13.968	1:46.492
10	29.986	1:48.694	10	31.868	1:48.227
9	1 Lap	1:52.619	9	1 Lap	1:51.388
7	1:01.066	1:50.854			

Weather / Track : Overcast / Dry

Results can be found at www.tsl-timing.com

Page 3 of 3

Snetterton 300
 Circuit Length = 2.9689 miles
 Start: 14:01 Flag 14:22 End: 14:24

Printed - 14:27 Sunday, 12 August 2018