



## **F3 Cup Championship**

**Silverstone GP Circuit**

**13<sup>th</sup> & 14<sup>th</sup> October 2018**



**Results Provided by Timing Solutions Ltd**  
[www.tsl-timing.com](http://www.tsl-timing.com)



## F3 Cup Championship

### QUALIFYING - RACE 9 - CLASSIFICATION

POS	NO	CL	PIC NAME	ENTRY	TIME	ON	LAPS	GAP	DIFF	MPH
1	19	Cup	1 <b>Cian CAREY</b>	VW F308	<b>1:57.340</b>	11	11			112.30
2	16*	Cup	2 <b>Stefano LEANEY</b>	Mercedes F312	<b>1:57.775</b>	9	10	<b>0.435</b>	0.435	111.88
3	17	Cup	3 <b>Patrick JEANS</b>	Mercedes F312	<b>1:57.828</b>	6	11	<b>0.488</b>	0.053	111.83
4	99	Cup	4 <b>Stephen DALY</b>	Mercedes F308	<b>1:57.834</b>	9	11	<b>0.494</b>	0.006	111.83
5	5	Cup	5 <b>Stuart WILTSHIRE</b>	Mercedes F308	<b>1:58.154</b>	11	11	<b>0.814</b>	0.320	111.53
6	11	Cup	6 <b>Shane KELLY</b>	Mugen F308	<b>1:58.253</b>	4	11	<b>0.913</b>	0.099	111.43
7	10	Cup	7 <b>Baptiste LEONARD</b>	Mercedes F312	<b>1:58.342</b>	9	11	<b>1.002</b>	0.089	111.35
8	8	Cup	8 <b>Tony BISHOP</b>	Mercedes F311	<b>1:58.831</b>	11	11	<b>1.491</b>	0.489	110.89
9	7	Cup	9 <b>Phillip JEANS</b>	Mercedes F312	<b>2:01.564</b>	10	11	<b>4.224</b>	2.733	108.40
10	9	Cup	10 <b>Stephen FITZPATRICK</b>	Honda F311	<b>2:02.358</b>	5	11	<b>5.018</b>	0.794	107.69
11	82	Trophy	1 <b>Ben CATER</b>	F306	<b>2:02.584</b>	10	11	<b>5.244</b>	0.226	107.50
12	21	Cup	11 <b>James SIMONS</b>	VW Spiess F310	<b>2:10.721</b>	8	10	<b>13.381</b>	8.137	100.80

No. 16 - 2 Lap times disallowed; exceeding track limits.

Weather / Track : Overcast / Dry

These results are provisional until the conclusion of any judicial and technical matters.

Silverstone GP

Circuit Length = 3.6604 miles

Start: 17:03 Flag 17:23 End: 17:26

Clerk Of Course :

Timekeeper :



## F3 Cup Championship

### QUALIFYING - RACE 15 - 2ND FASTEST CLASSIFICATION

POS	NO	CL	PIC NAME	ENTRY	TIME	ON	LAPS	GAP	DIFF	MPH
1	19	Cup	1 <b>Cian CAREY</b>	VW F308	<b>1:57.378</b>	10	11			112.26
2	16*	Cup	2 <b>Stefano LEANEY</b>	Mercedes F312	<b>1:57.798</b>	7	10	<b>0.420</b>	0.420	111.86
3	99	Cup	3 <b>Stephen DALY</b>	Mercedes F308	<b>1:57.890</b>	7	11	<b>0.512</b>	0.092	111.78
4	11	Cup	4 <b>Shane KELLY</b>	Mugen F308	<b>1:58.327</b>	7	11	<b>0.949</b>	0.437	111.36
5	5	Cup	5 <b>Stuart WILTSHIRE</b>	Mercedes F308	<b>1:58.331</b>	10	11	<b>0.953</b>	0.004	111.36
6	10	Cup	6 <b>Baptiste LEONARD</b>	Mercedes F312	<b>1:58.404</b>	11	11	<b>1.026</b>	0.073	111.29
7	17	Cup	7 <b>Patrick JEANS</b>	Mercedes F312	<b>1:58.579</b>	5	11	<b>1.201</b>	0.175	111.13
8	8	Cup	8 <b>Tony BISHOP</b>	Mercedes F311	<b>1:58.888</b>	9	11	<b>1.510</b>	0.309	110.84
9	7	Cup	9 <b>Phillip JEANS</b>	Mercedes F312	<b>2:02.048</b>	9	11	<b>4.670</b>	3.160	107.97
10	9	Cup	10 <b>Stephen FITZPATRICK</b>	Honda F311	<b>2:02.447</b>	7	11	<b>5.069</b>	0.399	107.62
11	82	Trophy	1 <b>Ben CATER</b>	F306	<b>2:02.675</b>	8	11	<b>5.297</b>	0.228	107.42
12	21	Cup	11 <b>James SIMONS</b>	VW Spiess F310	<b>2:11.213</b>	9	10	<b>13.835</b>	8.538	100.43

No. 16 - 2 Lap times disallowed; exceeding track limits.

Weather / Track : Overcast / Dry

These results are provisional until the conclusion of any judicial and technical matters.

Silverstone GP

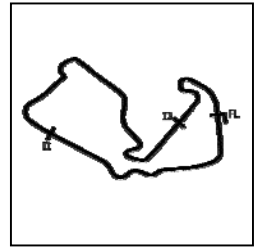
Circuit Length = 3.6604 miles

Start: 17:03 Flag 17:23 End: 17:26

Clerk Of Course :		Timekeeper :	
-------------------	--	--------------	--

# F3 Cup Championship

## QUALIFYING - RACE 9 & 15 - SECTOR ANALYSIS



SECTOR 1 = FL to I1, SECTOR 2 = I1 to I2, SECTOR 3 = I2 to FL, DIFF = Difference To Personal Best Lap, P = Crossed Finish Line in Pit Lane, D = Time Disallowed

P1 19 Cup		Cian CAREY				VW F308					
IDEAL LAP TIME : 1:57.108		BEST LAP TIME : 1:57.340				DIFFERENCE : 0.232					
LAP	SECTOR 1		SECTOR 2		SECTOR 3		LAP TIME	MPH	DIFF	TIME OF DAY	
1 -						128.1				17:04:16.260	
2 -	39.243	133.1	1:03.226	134.2	22.236	131.0	2:04.705	105.67	7.365	17:06:20.965	
3 -	37.451	135.0	1:01.431	135.0	21.582	131.0	2:00.464	109.39	3.124	17:08:21.429	
4 -	35.964	135.2	1:00.317	135.2	21.454	132.0	1:57.735 (3)	111.92	0.395	17:10:19.164	
5 -	<b>35.464</b>	135.8	1:00.425	<b>138.3</b>	22.159	<b>133.3</b>	1:58.048	111.63	0.708	17:12:17.212	
6 -	36.151	<b>136.3</b>	1:08.196	106.0	23.162	131.5	2:07.509	103.34	10.169	17:14:24.721	
7 -	35.683	135.2	1:00.482	123.3	23.736	131.2	1:59.901	109.90	2.561	17:16:24.622	
8 -	35.770	135.0	1:00.832	134.7	21.739	132.0	1:58.341	111.35	1.001	17:18:22.963	
9 -	35.868	133.9	1:00.579	134.7	21.504	131.5	1:57.951	111.72	0.611	17:20:20.914	
10 -	35.637	135.5	<b>1:00.250</b>	134.7	21.491	131.5	1:57.378 (2)	112.26	0.038	17:22:18.292	
11 -	35.609	135.0	1:00.337	134.4	<b>21.394</b>	131.7	<b>1:57.340 (1)</b>	<b>112.30</b>		<b>17:24:15.632</b>	

P2 16 Cup		Stefano LEANEY				Mercedes F312					
IDEAL LAP TIME : 1:57.244		BEST LAP TIME : 1:57.775				DIFFERENCE : 0.531					
LAP	SECTOR 1		SECTOR 2		SECTOR 3		LAP TIME	MPH	DIFF	TIME OF DAY	
1 -						125.9				17:04:21.335	
2 -	41.692	128.0	1:06.306	132.8	22.583	131.0	2:10.581	100.91	12.806	17:06:31.916	
3 -	36.951	134.4	1:01.938	<b>134.7</b>	21.892	130.4	2:00.781	109.10	3.006	17:08:32.697	
4 -	36.032	135.5	1:00.707	133.9	22.467	131.2	<del>1:59.206</del> D	110.54	1.431	17:10:31.903	
5 -	36.489	135.2	<b>1:00.362</b>	133.1	<b>21.593</b>	131.2	1:58.444 (3)	111.25	0.669	17:12:30.347	
6 -	35.309	136.3	1:00.494	133.6	21.637	130.7	<del>1:57.440</del> D	112.20		17:14:27.787	
7 -	<b>35.289</b>	<b>137.2</b>	1:00.523	134.4	21.986	<b>132.5</b>	1:57.798 (2)	111.86	0.023	17:16:25.585	
8 -	35.340	136.9	1:05.311	134.2	21.835	131.2	2:02.486	107.58	4.711	17:18:28.071	
9 -	35.374	135.0	1:00.697	133.6	21.704	131.0	<b>1:57.775 (1)</b>	<b>111.88</b>		<b>17:20:25.846</b>	
10 -	36.558	135.2	1:05.710	109.2	IN PIT		2:08.739 P	102.36	10.964	17:22:34.585	

P3 17 Cup		Patrick JEANS				Mercedes F312					
IDEAL LAP TIME : 1:57.818		BEST LAP TIME : 1:57.828				DIFFERENCE : 0.010					
LAP	SECTOR 1		SECTOR 2		SECTOR 3		LAP TIME	MPH	DIFF	TIME OF DAY	
1 -						123.8				17:04:09.657	
2 -	42.085	124.7	1:08.450	134.2	24.165	130.4	2:14.700	97.83	16.872	17:06:24.357	
3 -	37.406	135.2	1:03.039	136.3	22.108	131.7	2:02.553	107.52	4.725	17:08:26.910	
4 -	35.659	<b>137.7</b>	1:01.410	136.3	21.962	132.3	1:59.031	110.70	1.203	17:10:25.941	
5 -	35.546	135.2	1:01.174	135.5	<b>21.859</b>	132.3	1:58.579 (2)	111.13	0.751	17:12:24.520	
6 -	<b>35.186</b>	136.3	<b>1:00.773</b>	136.1	21.869	<b>132.8</b>	<b>1:57.828 (1)</b>	<b>111.83</b>		<b>17:14:22.348</b>	
7 -	35.437	135.2	1:01.153	<b>136.6</b>	22.022	132.3	1:58.612 (3)	111.09	0.784	17:16:20.960	
8 -	35.479	134.7	1:02.957	113.1	24.817	109.9	2:03.253	106.91	5.425	17:18:24.213	
9 -	40.177	113.3	1:04.777	103.0	23.589	131.7	2:08.543	102.51	10.715	17:20:32.756	
10 -	35.706	135.2	1:03.087	135.5	21.972	132.5	2:00.765	109.11	2.937	17:22:33.521	
11 -	35.849	135.2	1:02.046	135.5	IN PIT		2:05.649 P	104.87	7.821	17:24:39.170	

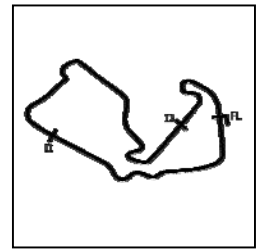
P4 99 Cup		Stephen DALY				Mercedes F308					
IDEAL LAP TIME : 1:57.523		BEST LAP TIME : 1:57.834				DIFFERENCE : 0.311					
LAP	SECTOR 1		SECTOR 2		SECTOR 3		LAP TIME	MPH	DIFF	TIME OF DAY	
1 -						107.9				17:03:55.737	
2 -	43.057	116.1	1:06.745	127.8	24.542	128.1	2:14.344	98.08	16.510	17:06:10.081	
3 -	37.025	131.3	1:02.455	131.8	22.011	127.9	2:01.491	108.46	3.657	17:08:11.572	
4 -	36.016	132.3	1:00.965	<b>132.6</b>	22.621	128.9	1:59.602	110.18	1.768	17:10:11.174	
5 -	35.879	131.8	1:00.790	132.1	<b>21.398</b>	129.4	1:58.067	111.61	0.233	17:12:09.241	
6 -	36.112	130.8	1:00.696	131.8	21.513	129.2	1:58.321	111.37	0.487	17:14:07.562	
7 -	35.734	131.3	1:00.744	131.8	21.412	128.9	1:57.890 (2)	111.78	0.056	17:16:05.452	
8 -	35.970	132.1	1:00.625	131.8	21.564	<b>130.2</b>	1:58.159	111.52	0.325	17:18:03.611	
9 -	<b>35.563</b>	131.8	<b>1:00.562</b>	131.8	21.709	128.9	<b>1:57.834 (1)</b>	<b>111.83</b>		<b>17:20:01.445</b>	
10 -	35.819	131.8	1:00.628	<b>132.6</b>	21.590	128.7	1:58.037 (3)	111.64	0.203	17:21:59.482	
11 -	35.597	<b>133.9</b>	1:04.011	131.8	23.308	128.4	2:02.916	107.20	5.082	17:24:02.398	

Weather / Track : Overcast / Dry

Silverstone GP  
Circuit Length = 3.6604 miles  
Start: 17:03 Flag 17:23 End: 17:26

# F3 Cup Championship

## QUALIFYING - RACE 9 & 15 - SECTOR ANALYSIS



SECTOR 1 = FL to I1, SECTOR 2 = I1 to I2, SECTOR 3 = I2 to FL, DIFF = Difference To Personal Best Lap, P = Crossed Finish Line in Pit Lane, D = Time Disallowed

P5		5 Cup		Stuart WILTSHIRE		Mercedes F308				
IDEAL LAP TIME : 1:57.754		BEST LAP TIME : 1:58.154		DIFFERENCE : 0.400						
LAP	SECTOR 1		SECTOR 2		SECTOR 3		LAP TIME	MPH	DIFF	TIME OF DAY
1 -					93.9					17:04:20.482
2 -	43.521	124.7	1:06.242	124.7	22.648	132.0	2:12.411	99.52	14.257	17:06:32.893
3 -	36.454	124.0	1:02.822	<b>136.3</b>	22.105	131.5	2:01.381	108.56	3.227	17:08:34.274
4 -	35.978	<b>137.2</b>	1:01.330	135.8	22.161	132.3	1:59.469	110.30	1.315	17:10:33.743
5 -	36.692	136.3	1:00.840	135.5	21.839	131.7	1:59.371	110.39	1.217	17:12:33.114
6 -	36.029	136.3	<b>1:00.522</b>	135.5	22.067	130.7	1:58.618 (3)	111.09	0.464	17:14:31.732
7 -	36.175	136.1	1:01.048	136.1	22.851	131.2	2:00.074	109.74	1.920	17:16:31.806
8 -	35.845	135.8	1:01.662	135.0	22.005	131.7	1:59.512	110.26	1.358	17:18:31.318
9 -	35.760	136.1	1:01.110	135.2	21.867	131.0	1:58.737	110.98	0.583	17:20:30.055
10 -	35.831	136.1	1:00.794	135.0	<b>21.706</b>	<b>132.5</b>	1:58.331 (2)	111.36	0.177	17:22:28.386
11 -	<b>35.526</b>	136.6	1:00.791	135.5	21.837	132.3	<b>1:58.154 (1)</b>	<b>111.53</b>		<b>17:24:26.540</b>

P6		11 Cup		Shane KELLY		Mugen F308				
IDEAL LAP TIME :		BEST LAP TIME : 1:58.253		DIFFERENCE :						
LAP	SECTOR 1		SECTOR 2		SECTOR 3		LAP TIME	MPH	DIFF	TIME OF DAY
1 -					<b>IN PIT</b>					17:04:23.472
2 -	OUTLAP	131.3			129.4		2:33.516	85.83	35.263	17:06:56.988
3 -	36.850	133.6			130.2		1:59.838	109.96	1.585	17:08:56.826
4 -	36.037	135.2			131.0		<b>1:58.253 (1)</b>	<b>111.43</b>		<b>17:10:55.079</b>
5 -	35.944	134.2			130.7		1:58.808	110.91	0.555	17:12:53.887
6 -	35.961	135.2			131.0		2:00.583	109.28	2.330	17:14:54.470
7 -	<b>35.943</b>	<b>135.5</b>			130.2		1:58.327 (2)	111.36	0.074	17:16:52.797
8 -	36.008	133.6			131.0		2:06.585	104.10	8.332	17:18:59.382
9 -	36.211	135.2			<b>131.2</b>		1:58.872	110.85	0.619	17:20:58.254
10 -	35.971	134.7			129.9		2:07.191	103.60	8.938	17:23:05.445
11 -	36.039	135.0			131.0		1:58.669 (3)	111.04	0.416	17:25:04.114

P7		10 Cup		Baptiste LEONARD		Mercedes F312				
IDEAL LAP TIME : 1:58.153		BEST LAP TIME : 1:58.342		DIFFERENCE : 0.189						
LAP	SECTOR 1		SECTOR 2		SECTOR 3		LAP TIME	MPH	DIFF	TIME OF DAY
1 -					125.2					17:04:07.970
2 -	41.529	132.1	1:07.172	134.4	23.129	130.4	2:11.830	99.96	13.488	17:06:19.800
3 -	38.860	127.3	1:03.760	135.0	22.240	130.4	2:04.860	105.54	6.518	17:08:24.660
4 -	37.748	130.3	1:03.356	134.7	22.218	131.0	2:03.322	106.85	4.980	17:10:27.982
5 -	36.406	133.9	1:01.218	134.7	21.987	131.2	1:59.611	110.17	1.269	17:12:27.593
6 -	35.894	135.0	1:00.793	134.7	21.877	131.5	1:58.564 (3)	111.14	0.222	17:14:26.157
7 -	35.884	134.4	1:01.165	134.7	22.021	132.0	1:59.070	110.67	0.728	17:16:25.227
8 -	38.762	134.2	1:06.276	133.1	22.215	<b>132.3</b>	2:07.253	103.55	8.911	17:18:32.480
9 -	35.881	134.2	<b>1:00.742</b>	135.2	<b>21.719</b>	131.7	<b>1:58.342 (1)</b>	<b>111.35</b>		<b>17:20:30.822</b>
10 -	35.985	134.7	1:01.045	<b>135.8</b>	21.766	132.0	1:58.796	110.92	0.454	17:22:29.618
11 -	<b>35.692</b>	<b>135.2</b>	1:00.788	135.0	21.924	131.7	1:58.404 (2)	111.29	0.062	17:24:28.022

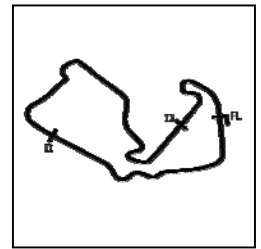
P8		8 Cup		Tony BISHOP		Mercedes F311				
IDEAL LAP TIME : 1:58.625		BEST LAP TIME : 1:58.831		DIFFERENCE : 0.206						
LAP	SECTOR 1		SECTOR 2		SECTOR 3		LAP TIME	MPH	DIFF	TIME OF DAY
1 -					124.7					17:04:03.366
2 -	42.421	132.3	1:07.778	132.8	23.096	130.4	2:13.295	98.86	14.464	17:06:16.661
3 -	37.157	135.0	1:02.304	133.9	22.151	130.4	2:01.612	108.35	2.781	17:08:18.273
4 -	36.065	136.1	<b>1:01.176</b>	135.0	21.935	131.2	1:59.176	110.57	0.345	17:10:17.449
5 -	36.197	135.2	1:01.297	<b>135.2</b>	21.970	131.2	1:59.464	110.30	0.633	17:12:16.913
6 -	36.094	135.5	1:01.278	134.7	21.766	131.0	1:59.138	110.60	0.307	17:14:16.051
7 -	35.736	135.2	1:01.483	134.4	21.750	130.7	1:58.969 (3)	110.76	0.138	17:16:15.020
8 -	36.075	135.2	1:01.777	135.0	21.786	<b>132.3</b>	1:59.638	110.14	0.807	17:18:14.658
9 -	<b>35.732</b>	135.0	1:01.354	134.2	21.802	131.0	1:58.888 (2)	110.84	0.057	17:20:13.546
10 -	36.024	<b>136.3</b>	1:01.373	<b>135.2</b>	21.759	131.7	1:59.156	110.59	0.325	17:22:12.702
11 -	35.771	136.1	1:01.343	135.0	<b>21.717</b>	132.0	<b>1:58.831 (1)</b>	<b>110.89</b>		<b>17:24:11.533</b>

Weather / Track : Overcast / Dry

Silverstone GP  
Circuit Length = 3.6604 miles  
Start: 17:03 Flag 17:23 End: 17:26

# F3 Cup Championship

## QUALIFYING - RACE 9 & 15 - SECTOR ANALYSIS



SECTOR 1 = FL to I1, SECTOR 2 = I1 to I2, SECTOR 3 = I2 to FL, DIFF = Difference To Personal Best Lap, P = Crossed Finish Line in Pit Lane, D = Time Disallowed

P9		7 Cup		Phillip JEANS		Mercedes F312				
IDEAL LAP TIME : 2:01.323		BEST LAP TIME : 2:01.564		DIFFERENCE : 0.241						
LAP	SECTOR 1		SECTOR 2		SECTOR 3		LAP TIME	MPH	DIFF	TIME OF DAY
1 -						121.5				17:03:59.578
2 -	43.333	132.6	1:11.212	122.9	24.535	129.4	2:19.080	94.74	17.516	17:06:18.658
3 -	39.236	133.9	1:07.959	135.0	22.625	130.7	2:09.820	101.50	8.256	17:08:28.478
4 -	37.672	135.2	1:03.006	134.7	22.686	131.0	2:03.364	106.82	1.800	17:10:31.842
5 -	40.220	134.7	1:03.200	134.7	22.715	130.4	2:06.135	104.47	4.571	17:12:37.977
6 -	37.300	135.5	1:03.691	134.7	22.415	131.2	2:03.406	106.78	1.842	17:14:41.383
7 -	36.873	<b>135.8</b>	1:02.630	<b>135.2</b>	23.158	130.4	2:02.661 (3)	107.43	1.097	17:16:44.044
8 -	36.827	134.4	1:03.306	134.7	22.611	131.7	2:02.744	107.35	1.180	17:18:46.788
9 -	37.026	133.6	<b>1:02.496</b>	135.0	22.526	<b>132.0</b>	2:02.048 (2)	107.97	0.484	17:20:48.836
10 -	<b>36.449</b>	135.2	1:02.737	135.0	<b>22.378</b>	131.2	<b>2:01.564 (1)</b>	<b>108.40</b>		<b>17:22:50.400</b>
11 -	40.811	132.3	1:09.011	96.9		IN PIT	2:27.345 P	89.43	25.781	17:25:17.745

P10		9 Cup		Stephen FITZPATRICK		Honda F311				
IDEAL LAP TIME : 2:01.909		BEST LAP TIME : 2:02.358		DIFFERENCE : 0.449						
LAP	SECTOR 1		SECTOR 2		SECTOR 3		LAP TIME	MPH	DIFF	TIME OF DAY
1 -						122.4				17:03:49.829
2 -	41.227	129.5	1:06.678	132.1	23.720	128.4	2:11.625	100.11	9.267	17:06:01.454
3 -	37.869	131.0	1:03.765	<b>132.8</b>	23.428	128.4	2:05.062	105.37	2.704	17:08:06.516
4 -	37.459	131.0	1:04.030	<b>132.8</b>	23.671	129.9	2:05.160	105.28	2.802	17:10:11.676
5 -	36.736	<b>133.1</b>	<b>1:03.032</b>	132.6	<b>22.590</b>	129.4	<b>2:02.358 (1)</b>	<b>107.69</b>		<b>17:12:14.034</b>
6 -	37.265	131.5	1:05.117	131.3	22.898	128.7	2:05.280	105.18	2.922	17:14:19.314
7 -	<b>36.287</b>	132.1	1:03.313	132.1	22.847	129.2	2:02.447 (2)	107.62	0.089	17:16:21.761
8 -	36.480	131.5	1:28.773	131.3	23.053	<b>130.2</b>	2:28.306	88.85	25.948	17:18:50.067
9 -	38.796	132.6	1:03.424	132.3	22.765	129.2	2:04.985	105.43	2.627	17:20:55.052
10 -	37.569	131.3	1:03.321	131.3	22.993	128.1	2:03.883	106.37	1.525	17:22:58.935
11 -	37.109	132.3	1:03.265	132.3	22.760	129.2	2:03.134 (3)	107.01	0.776	17:25:02.069

P11		82 Trophy		Ben CATER		F306				
IDEAL LAP TIME : 2:02.369		BEST LAP TIME : 2:02.584		DIFFERENCE : 0.215						
LAP	SECTOR 1		SECTOR 2		SECTOR 3		LAP TIME	MPH	DIFF	TIME OF DAY
1 -						91.2				17:04:21.554
2 -	43.075	120.9	1:06.240	130.8	23.033	126.2	2:12.348	99.56	9.764	17:06:33.902
3 -	38.198	128.8	1:03.383	<b>131.0</b>	23.191	125.5	2:04.772	105.61	2.188	17:08:38.674
4 -	38.288	130.0	1:07.406	130.5	22.872	124.5	2:08.566	102.49	5.982	17:10:47.240
5 -	38.329	128.8	1:02.830	130.8	22.485	126.9	2:03.644	106.57	1.060	17:12:50.884
6 -	38.089	129.0	1:03.356	130.3	23.239	126.2	2:04.684	105.68	2.100	17:14:55.568
7 -	37.602	130.3	1:02.908	130.8	<b>22.411</b>	125.9	2:02.921	107.20	0.337	17:16:58.489
8 -	37.424	128.5	<b>1:02.643</b>	130.3	22.608	<b>127.4</b>	2:02.675 (2)	107.42	0.091	17:19:01.164
9 -	37.447	<b>130.5</b>	1:02.812	130.8	22.499	126.9	2:02.758 (3)	107.34	0.174	17:21:03.922
10 -	<b>37.315</b>	129.8	1:02.700	130.5	22.569	125.9	<b>2:02.584 (1)</b>	<b>107.50</b>		<b>17:23:06.506</b>
11 -	37.617	129.5	1:07.067	125.4	23.902	127.2	2:08.586	102.48	6.002	17:25:15.092

P12		21 Cup		James SIMONS		VW Spiess F310				
IDEAL LAP TIME : 2:10.029		BEST LAP TIME : 2:10.721		DIFFERENCE : 0.692						
LAP	SECTOR 1		SECTOR 2		SECTOR 3		LAP TIME	MPH	DIFF	TIME OF DAY
1 -						104.0				17:03:56.330
2 -	47.465	128.5	1:14.549	126.3	26.850	126.7	2:28.864	88.52	18.143	17:06:25.194
3 -	41.313	126.6	1:08.352	<b>132.1</b>	25.743	126.7	2:15.408	97.31	4.687	17:08:40.602
4 -	40.719	128.8	1:06.952	131.3	25.512	127.2	2:13.183	98.94	2.462	17:10:53.785
5 -	41.116	128.0	1:08.047	131.0	25.037	<b>128.4</b>	2:14.200	98.19	3.479	17:13:07.985
6 -	40.214	129.5	1:07.276	131.3	<b>24.678</b>	127.9	2:12.168	99.70	1.447	17:15:20.153
7 -	40.832	130.5	1:06.317	131.8	24.917	127.9	2:12.066 (3)	99.78	1.345	17:17:32.219
8 -	<b>39.545</b>	130.5	<b>1:05.806</b>	131.3	25.370	127.9	<b>2:10.721 (1)</b>	<b>100.80</b>		<b>17:19:42.940</b>
9 -	39.713	<b>131.3</b>	1:06.659	131.5	24.841	127.7	2:11.213 (2)	100.43	0.492	17:21:54.153
10 -	40.076	131.0	1:07.109	<b>132.1</b>	25.017	127.7	2:12.202	99.67	1.481	17:24:06.355

Weather / Track : Overcast / Dry

Silverstone GP  
Circuit Length = 3.6604 miles  
Start: 17:03 Flag 17:23 End: 17:26

# F3 Cup Championship

## QUALIFYING - RACE 9 & 15 - BEST SECTORS

SECTOR 1			SECTOR 2			SECTOR 3			IDEAL / BEST COMPARISON						
POS	NO	NAME	TIME	NO	NAME	TIME	NO	NAME	TIME	POS	NO	NAME	IDEAL	BEST	DIFF
													<b>PERFECT LAP</b>	<b>1:56.830</b>	
1	17	JEANS	35.186	19	CAREY	1:00.250	19	CAREY	21.394	1	19	CAREY	1:57.108	1:57.340	0.232
2	16	LEANEY	35.289	16	LEANEY	1:00.362	99	DALY	21.398	2	16	LEANEY	1:57.244	1:57.775	0.531
3	19	CAREY	35.464	5	WILTSHIRE	1:00.522	16	LEANEY	21.593	3	99	DALY	1:57.523	1:57.834	0.311
4	5	WILTSHIRE	35.526	99	DALY	1:00.562	5	WILTSHIRE	21.706	4	5	WILTSHIRE	1:57.754	1:58.154	0.400
5	99	DALY	35.563	10	LEONARD	1:00.742	8	BISHOP	21.717	5	17	JEANS	1:57.818	1:57.828	0.010
6	10	LEONARD	35.692	17	JEANS	1:00.773	10	LEONARD	21.719	6	10	LEONARD	1:58.153	1:58.342	0.189
7	8	BISHOP	35.732	8	BISHOP	1:01.176	17	JEANS	21.859	7	8	BISHOP	1:58.625	1:58.831	0.206
8	11	KELLY	35.943	7	JEANS	1:02.496	7	JEANS	22.378	8	7	JEANS	2:01.323	2:01.564	0.241
9	9	FITZPATRICK	36.287	82	CATER	1:02.643	82	CATER	22.411	9	9	FITZPATRICK	2:01.909	2:02.358	0.449
10	7	JEANS	36.449	9	FITZPATRICK	1:03.032	9	FITZPATRICK	22.590	10	82	CATER	2:02.369	2:02.584	0.215
11	82	CATER	37.315	21	SIMONS	1:05.806	21	SIMONS	24.678	11	21	SIMONS	2:10.029	2:10.721	0.692
12	21	SIMONS	39.545							12	11	KELLY		1:58.253	

Weather / Track : Overcast / Dry

Results can be found at [www.tsl-timing.com](http://www.tsl-timing.com)

Silverstone GP

Circuit Length = 3.6604 miles

Start: 17:03 Flag 17:23 End: 17:26

Printed - 17:26 Saturday, 13 October 2018

## F3 Cup Championship

### QUALIFYING - RACE 9 & 15 - BEST SPEEDS

POS	INTERMEDIATE 1			INTERMEDIATE 2			FINISH LINE		
	NO	NAME	MPH	NO	NAME	MPH	NO	NAME	MPH
1	17	JEANS	137.7	19	CAREY	138.3	19	CAREY	133.3
2	16	LEANEY	137.2	17	JEANS	136.6	17	JEANS	132.8
3	5	WILTSHIRE	137.2	5	WILTSHIRE	136.3	16	LEANEY	132.5
4	19	CAREY	136.3	10	LEONARD	135.8	5	WILTSHIRE	132.5
5	8	BISHOP	136.3	8	BISHOP	135.2	10	LEONARD	132.3
6	7	JEANS	135.8	7	JEANS	135.2	8	BISHOP	132.3
7	11	KELLY	135.5	16	LEANEY	134.7	7	JEANS	132.0
8	10	LEONARD	135.2	9	FITZPATRICK	132.8	11	KELLY	131.2
9	99	DALY	133.9	99	DALY	132.6	99	DALY	130.2
10	9	FITZPATRICK	133.1	21	SIMONS	132.1	9	FITZPATRICK	130.2
11	21	SIMONS	131.3	82	CATER	131.0	21	SIMONS	128.4
12	82	CATER	130.5				82	CATER	127.4

Weather / Track : Overcast / Dry

Results can be found at [www.tsl-timing.com](http://www.tsl-timing.com)

Silverstone GP  
Circuit Length = 3.6604 miles  
Start: 17:03 Flag 17:23 End: 17:26

Printed - 17:26 Saturday, 13 October 2018



**F3 Cup Championship**  
**RACE 9 - GRID (20 minutes)**

ROW 6	12	2:10.721	<b>21</b> James SIMONS	11	2:02.584	<b>82</b> Ben CATER
ROW 5	10	2:02.358	<b>9</b> Stephen FITZPATRICK	9	2:01.564	<b>7</b> Phillip JEANS
ROW 4	8	1:58.831	<b>8</b> Tony BISHOP	7	1:58.342	<b>10</b> Baptiste LEONARD
ROW 3	6	1:58.253	<b>11</b> Shane KELLY	5	1:58.154	<b>5</b> Stuart WILTSHIRE
ROW 2	4	1:57.834	<b>99</b> Stephen DALY	3	1:57.828	<b>17</b> Patrick JEANS
ROW 1	2	1:57.775	<b>16</b> Stefano LEANEY	1	1:57.340	<b>19</b> Cian CAREY
<b>Pole</b>						

Silverstone GP  
 Circuit Length = 3.6604 miles

**These results are provisional until the conclusion of any judicial and technical matters.**

Clerk Of Course :		Timekeeper :
-------------------	--	--------------

**F3 Cup Championship**  
**RACE 15 - GRID (20 minutes)**

ROW 6	12	2:11.213	<b>21</b> James SIMONS	11	2:02.675	<b>82</b> Ben CATER
ROW 5	10	2:02.447	<b>9</b> Stephen FITZPATRICK	9	2:02.048	<b>7</b> Phillip JEANS
ROW 4	8	1:58.888	<b>8</b> Tony BISHOP	7	1:58.579	<b>17</b> Patrick JEANS
ROW 3	6	1:58.404	<b>10</b> Baptiste LEONARD	5	1:58.331	<b>5</b> Stuart WILTSHIRE
ROW 2	4	1:58.327	<b>11</b> Shane KELLY	3	1:57.890	<b>99</b> Stephen DALY
ROW 1	2	1:57.798	<b>16</b> Stefano LEANEY	1	1:57.378	<b>19</b> Cian CAREY
<b>Pole</b>						

Silverstone GP  
 Circuit Length = 3.6604 miles

**These results are provisional until the conclusion of any judicial and technical matters.**

Clerk Of Course :	Timekeeper :
-------------------	--------------