



## **F3 Cup Championship**

**Donington Park National Circuit**

**21<sup>st</sup> / 22<sup>nd</sup> April 2018**



**Results Provided by Timing Solutions Ltd**  
[www.tsl-timing.com](http://www.tsl-timing.com)

## F3 Cup Championship

### QUALIFYING - RACE 5 - CLASSIFICATION

POS	NO	CL	PIC NAME	ENTRY	TIME	ON	LAPS	GAP	DIFF	MPH
1	9	Cup	1 Stephen DALY	Dallara F308	1:01.656	10	14			115.55
2	1	Cup	2 Jacopo SEBASTIANI	Dallara F312	1:01.916	14	14	0.260	0.260	115.06
3	11	Cup	3 Shane KELLY	Dallara F308	1:02.194	13	14	0.538	0.278	114.55
4	5	Cup	4 Stuart WILTSHIRE	Dallara F308	1:02.565	13	14	0.909	0.371	113.87
5	8	Cup	5 Tony BISHOP	Dallara F311	1:03.498	11	12	1.842	0.933	112.20
6	19	Cup	6 Cian CAREY	Dallara F308	1:03.646	10	14	1.990	0.148	111.94
7	6	Cup	7 George LINE	Dallara F308	1:03.824	14	14	2.168	0.178	111.62
8	17	Cup	8 Patrick JEANS	Dallara F312	1:04.908	13	13	3.252	1.084	109.76
9	7	Cup	9 Phillip JEANS	Dallara F312	1:06.416	10	13	4.760	1.508	107.27
10	77	Cup	10 Roberto TIRONE	Dallara F308	1:06.688	10	11	5.032	0.272	106.83
11	21	Trophy	1 James SIMONS	Dallara F305	1:11.214	8	11	9.558	4.526	100.04

Weather / Track : Sunny / Dry

These results are provisional until the conclusion of any judicial and technical matters.

Donington Park National  
Circuit Length = 1.9790 miles  
Start: 12:17 Flag 12:32 End: 12:33

Clerk Of Course :

Timekeeper :

Results can be found at [www.tsl-timing.com](http://www.tsl-timing.com)

Printed - 12:34 Saturday, 21 April 2018



## F3 Cup Championship

### QUALIFYING - RACE 10 - 2ND FASTEST CLASSIFICATION

POS	NO	CL	PIC NAME	ENTRY	TIME	ON	LAPS	GAP	DIFF	MPH
1	9	Cup	1 Stephen DALY	Dallara F308	1:01.697	14	14			115.47
2	1	Cup	2 Jacopo SEBASTIANI	Dallara F312	1:02.053	9	14	0.356	0.356	114.81
3	11	Cup	3 Shane KELLY	Dallara F308	1:02.274	14	14	0.577	0.221	114.40
4	5	Cup	4 Stuart WILTSHIRE	Dallara F308	1:02.653	11	14	0.956	0.379	113.71
5	8	Cup	5 Tony BISHOP	Dallara F311	1:03.586	12	12	1.889	0.933	112.04
6	19	Cup	6 Cian CAREY	Dallara F308	1:03.848	9	14	2.151	0.262	111.58
7	6	Cup	7 George LINE	Dallara F308	1:04.069	12	14	2.372	0.221	111.20
8	17	Cup	8 Patrick JEANS	Dallara F312	1:05.066	11	13	3.369	0.997	109.49
9	7	Cup	9 Phillip JEANS	Dallara F312	1:06.517	13	13	4.820	1.451	107.11
10	77	Cup	10 Roberto TIRONE	Dallara F308	1:06.774	7	11	5.077	0.257	106.69
11	21	Trophy	1 James SIMONS	Dallara F305	1:11.311	7	11	9.614	4.537	99.90

Weather / Track : Sunny / Dry

These results are provisional until the conclusion of any judicial and technical matters.

Donington Park National  
Circuit Length = 1.9790 miles  
Start: 12:17 Flag 12:32 End: 12:33

Clerk Of Course :

Timekeeper :

Results can be found at [www.tsl-timing.com](http://www.tsl-timing.com)

Printed - 12:35 Saturday, 21 April 2018



# F3 Cup Championship

## QUALIFYING - RACE 5 & 10 - BEST SECTORS

SECTOR 1			SECTOR 2			SECTOR 3			IDEAL / BEST COMPARISON								
POS	NO	NAME	TIME	NO	NAME	TIME	NO	NAME	TIME	POS	NO	NAME	IDEAL	BEST	DIFF		
1	9	DALY	18.424	1	SEBASTIANI	31.925	9	DALY	11.112	1	9	DALY	1:01.518	1:01.656	0.138		
2	11	KELLY	18.483	9	DALY	31.982	11	KELLY	11.121	2	1	SEBASTIANI	1:01.684	1:01.916	0.232		
3	1	SEBASTIANI	18.538	5	WILTSHIRE	32.489	5	WILTSHIRE	11.220	3	11	KELLY	1:02.095	1:02.194	0.099		
4	5	WILTSHIRE	18.605	11	KELLY	32.491	1	SEBASTIANI	11.221	4	5	WILTSHIRE	1:02.314	1:02.565	0.251		
5	8	BISHOP	18.777	8	BISHOP	32.926	19	CAREY	11.429	5	8	BISHOP	1:03.319	1:03.498	0.179		
6	6	LINE	18.916	19	CAREY	33.159	6	LINE	11.491	6	19	CAREY	1:03.586	1:03.646	0.060		
7	19	CAREY	18.998	6	LINE	33.317	8	BISHOP	11.616	7	6	LINE	1:03.724	1:03.824	0.100		
8	17	JEANS	19.190	17	JEANS	33.919	17	JEANS	11.772	8	17	JEANS	1:04.881	1:04.908	0.027		
9	77	TIRONE	19.243	7	JEANS	35.050	7	JEANS	11.838	9	7	JEANS	1:06.185	1:06.416	0.231		
10	7	JEANS	19.297	77	TIRONE	35.202	77	TIRONE	12.047	10	77	TIRONE	1:06.492	1:06.688	0.196		
11	21	SIMONS	20.454	21	SIMONS	37.614	21	SIMONS	12.715	11	21	SIMONS	1:10.783	1:11.214	0.431		
													PERFECT LAP		1:01.461		

Weather / Track : Sunny / Dry

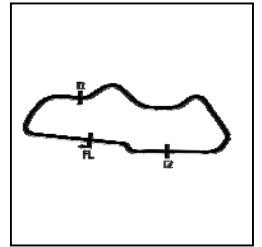
Results can be found at [www.tsl-timing.com](http://www.tsl-timing.com)

Donington Park National  
 Circuit Length = 1.9790 miles  
 Start: 12:17 Flag 12:32 End: 12:33

Printed - 12:35 Saturday, 21 April 2018

# F3 Cup Championship

## QUALIFYING - RACE 5 & 10 - SECTOR ANALYSIS



SECTOR 1 = FL to I1, SECTOR 2 = I1 to I2, SECTOR 3 = I2 to FL, DIFF = Difference To Personal Best Lap, P = Crossed Finish Line in Pit Lane, D = Time Disallowed

P1		9 Cup		Stephen DALY		Dallara F308	
IDEAL LAP TIME : 1:01.518		BEST LAP TIME : 1:01.656		DIFFERENCE : 0.138			
LAP	SECTOR 1	SECTOR 2	SECTOR 3	LAP TIME	MPH	DIFF	TIME OF DAY
1 -	24.849	42.916	13.894	1:21.659	87.24	20.003	12:18:52.686
2 -	23.622	37.244	12.323	1:13.189	97.34	11.533	12:20:05.875
3 -	18.976	36.696	12.035	1:07.707	105.22	6.051	12:21:13.582
4 -	18.767	32.992	11.454	1:03.213	112.70	1.557	12:22:16.795
5 -	18.589	32.555	11.375	1:02.519	113.95	0.863	12:23:19.314
6 -	19.909	36.513	11.601	1:08.023	104.73	6.367	12:24:27.337
7 -	18.489	32.118	11.295	1:01.902	115.09	0.246	12:25:29.239
8 -	18.470	32.031	11.205	1:01.706 (3)	115.46	0.050	12:26:30.945
9 -	19.845	36.433	11.324	1:07.602	105.39	5.946	12:27:38.547
10 -	18.490	32.054	<b>11.112</b>	<b>1:01.656 (1)</b>	<b>115.55</b>		<b>12:28:40.203</b>
11 -	<b>18.424</b>	39.541	12.434	1:10.399	101.20	8.743	12:29:50.602
12 -	18.619	32.341	11.334	1:02.294	114.37	0.638	12:30:52.896
13 -	20.086	36.064	11.487	1:07.637	105.33	5.981	12:32:00.533
14 -	18.505	<b>31.982</b>	11.210	1:01.697 (2)	115.47	0.041	12:33:02.230

P2		1 Cup		Jacopo SEBASTIANI		Dallara F312	
IDEAL LAP TIME : 1:01.684		BEST LAP TIME : 1:01.916		DIFFERENCE : 0.232			
LAP	SECTOR 1	SECTOR 2	SECTOR 3	LAP TIME	MPH	DIFF	TIME OF DAY
1 -	23.784	39.061	13.225	1:16.070	93.65	14.154	12:19:02.275
2 -	20.978	35.991	13.587	1:10.556	100.97	8.640	12:20:12.831
3 -	21.707	36.183	12.371	1:10.261	101.40	8.345	12:21:23.092
4 -	18.942	34.125	11.521	1:04.588	110.30	2.672	12:22:27.680
5 -	18.870	32.784	11.397	1:03.051	112.99	1.135	12:23:30.731
6 -	18.940	32.811	11.525	1:03.276	112.59	1.360	12:24:34.007
7 -	18.802	32.257	11.430	1:02.489	114.01	0.573	12:25:36.496
8 -	19.016	32.145	11.338	1:02.499	113.99	0.583	12:26:38.995
9 -	18.626	32.149	11.278	1:02.053 (2)	114.81	0.137	12:27:41.048
10 -	18.602	32.255	<b>11.221</b>	1:02.078 (3)	114.76	0.162	12:28:43.126
11 -	<b>18.538</b>	32.294	11.309	1:02.141	114.65	0.225	12:29:45.267
12 -	19.064	36.002	12.418	1:07.484	105.57	5.568	12:30:52.751
13 -	19.252	32.085	11.461	1:02.798	113.45	0.882	12:31:55.549
14 -	18.642	<b>31.925</b>	11.349	<b>1:01.916 (1)</b>	<b>115.06</b>		<b>12:32:57.465</b>

P3		11 Cup		Shane KELLY		Dallara F308	
IDEAL LAP TIME : 1:02.095		BEST LAP TIME : 1:02.194		DIFFERENCE : 0.099			
LAP	SECTOR 1	SECTOR 2	SECTOR 3	LAP TIME	MPH	DIFF	TIME OF DAY
1 -	21.947	38.112	12.274	1:12.333	98.49	10.139	12:18:51.301
2 -	19.280	33.975	11.932	1:05.187	109.29	2.993	12:19:56.488
3 -	19.068	33.279	11.359	1:03.706	111.83	1.512	12:21:00.194
4 -	18.614	33.046	11.266	1:02.926	113.22	0.732	12:22:03.120
5 -	18.696	33.117	11.347	1:03.160	112.80	0.966	12:23:06.280
6 -	18.628	32.792	11.398	1:02.818	113.41	0.624	12:24:09.098
7 -	19.694	36.695	11.328	1:07.717	105.21	5.523	12:25:16.815
8 -	18.671	32.986	<b>11.121</b>	1:02.778	113.48	0.584	12:26:19.593
9 -	18.886	36.970	12.949	1:08.805	103.54	6.611	12:27:28.398
10 -	18.630	32.903	11.416	1:02.949	113.18	0.755	12:28:31.347
11 -	18.528	33.057	11.275	1:02.860	113.34	0.666	12:29:34.207
12 -	18.532	32.675	11.204	1:02.411 (3)	114.15	0.217	12:30:36.618
13 -	18.530	<b>32.491</b>	11.173	<b>1:02.194 (1)</b>	<b>114.55</b>		<b>12:31:38.812</b>
14 -	<b>18.483</b>	32.492	11.299	1:02.274 (2)	114.40	0.080	12:32:41.086

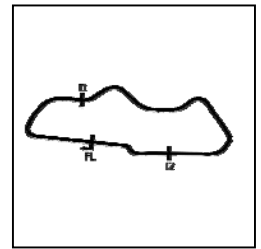
P4		5 Cup		Stuart WILTSHIRE		Dallara F308	
IDEAL LAP TIME : 1:02.314		BEST LAP TIME : 1:02.565		DIFFERENCE : 0.251			
LAP	SECTOR 1	SECTOR 2	SECTOR 3	LAP TIME	MPH	DIFF	TIME OF DAY
1 -	21.477	41.157	13.277	1:15.911	93.85	13.346	12:18:45.467
2 -	19.535	35.322	12.021	1:06.878	106.53	4.313	12:19:52.345
3 -	19.306	34.295	11.783	1:05.384	108.96	2.819	12:20:57.729

Weather / Track : Sunny / Dry

Donington Park National  
Circuit Length = 1.9790 miles  
Start: 12:17 Flag 12:32 End: 12:33

# F3 Cup Championship

## QUALIFYING - RACE 5 & 10 - SECTOR ANALYSIS



SECTOR 1 = FL to I1, SECTOR 2 = I1 to I2, SECTOR 3 = I2 to FL, DIFF = Difference To Personal Best Lap, P = Crossed Finish Line in Pit Lane, D = Time Disallowed

Lap	18.908	33.813	11.466	1:04.187	110.99	1.622	12:22:01.916
4 -	18.908	33.813	11.466	1:04.187	110.99	1.622	12:22:01.916
5 -	18.946	33.231	11.408	1:03.585	112.04	1.020	12:23:05.501
6 -	18.799	33.048	11.387	1:03.234	112.67	0.669	12:24:08.735
7 -	18.877	32.929	11.303	1:03.109	112.89	0.544	12:25:11.844
8 -	18.788	<b>32.489</b>	11.745	1:03.022	113.05	0.457	12:26:14.866
9 -	18.801	37.068	13.304	1:09.173	102.99	6.608	12:27:24.039
10 -	18.708	37.738	12.494	1:08.940	103.34	6.375	12:28:32.979
11 -	18.724	32.672	11.257	1:02.653 (2)	113.71	0.088	12:29:35.632
12 -	18.803	32.553	11.308	1:02.664 (3)	113.69	0.099	12:30:38.296
13 -	18.642	32.701	11.222	<b>1:02.565 (1)</b>	<b>113.87</b>		<b>12:31:40.861</b>
14 -	<b>18.605</b>	32.862	<b>11.220</b>	1:02.687	113.65	0.122	12:32:43.548

P5 8 Cup Tony BISHOP				Dallara F311			
IDEAL LAP TIME : 1:03.319		BEST LAP TIME : 1:03.498		DIFFERENCE : 0.179			
LAP	SECTOR 1	SECTOR 2	SECTOR 3	LAP TIME	MPH	DIFF	TIME OF DAY
1 -	23.064	42.136	13.708	1:18.908	90.29	15.410	12:18:53.399
2 -	20.261	35.514	13.303	1:09.078	103.13	5.580	12:20:02.477
3 -	20.811	52.618	IN PIT	1:34.981 P	75.01	31.483	12:21:37.458
4 -	OUTLAP	36.316	12.657	2:23.541	49.63	1:20.043	12:24:00.999
5 -	19.566	33.925	11.791	1:05.282	109.13	1.784	12:25:06.281
6 -	19.057	34.566	15.090	1:08.713	103.68	5.215	12:26:14.994
7 -	19.366	37.492	17.878	1:14.736	95.33	11.238	12:27:29.730
8 -	19.294	33.171	11.849	1:04.314	110.77	0.816	12:28:34.044
9 -	19.603	<b>32.926</b>	11.681	1:04.210 (3)	110.95	0.712	12:29:38.254
10 -	<b>18.777</b>	36.892	11.898	1:07.567	105.44	4.069	12:30:45.821
11 -	18.896	32.986	<b>11.616</b>	<b>1:03.498 (1)</b>	<b>112.20</b>		<b>12:31:49.319</b>
12 -	18.842	33.031	11.713	1:03.586 (2)	112.04	0.088	12:32:52.905

P6 19 Cup Cian CAREY				Dallara F308			
IDEAL LAP TIME : 1:03.586		BEST LAP TIME : 1:03.646		DIFFERENCE : 0.060			
LAP	SECTOR 1	SECTOR 2	SECTOR 3	LAP TIME	MPH	DIFF	TIME OF DAY
1 -	21.748	37.674	12.485	1:11.907	99.08	8.261	12:19:04.838
2 -	19.915	35.045	12.601	1:07.561	105.45	3.915	12:20:12.399
3 -	19.480	36.284	12.024	1:07.788	105.10	4.142	12:21:20.187
4 -	19.488	34.286	11.660	1:05.434	108.88	1.788	12:22:25.621
5 -	19.183	33.833	11.716	1:04.732	110.06	1.086	12:23:30.353
6 -	19.748	34.090	11.927	1:05.765	108.33	2.119	12:24:36.118
7 -	19.198	33.264	11.654	1:04.116	111.12	0.470	12:25:40.234
8 -	19.207	33.393	11.457	1:04.057	111.22	0.411	12:26:44.291
9 -	19.033	33.231	11.584	1:03.848 (2)	111.58	0.202	12:27:48.139
10 -	19.058	<b>33.159</b>	<b>11.429</b>	<b>1:03.646 (1)</b>	<b>111.94</b>		<b>12:28:51.785</b>
11 -	<b>18.998</b>	33.181	11.714	1:03.893 (3)	111.50	0.247	12:29:55.678
12 -	19.238	33.517	11.519	1:04.274	110.84	0.628	12:30:59.952
13 -	19.149	33.656	11.498	1:04.303	110.79	0.657	12:32:04.255
14 -	19.179	33.267	11.467	1:03.913	111.47	0.267	12:33:08.168

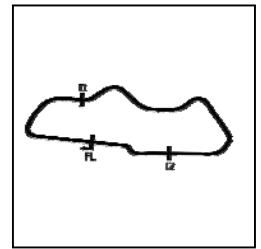
P7 6 Cup George LINE				Dallara F308			
IDEAL LAP TIME : 1:03.724		BEST LAP TIME : 1:03.824		DIFFERENCE : 0.100			
LAP	SECTOR 1	SECTOR 2	SECTOR 3	LAP TIME	MPH	DIFF	TIME OF DAY
1 -	22.133	38.320	12.771	1:13.224	97.29	9.400	12:18:57.247
2 -	20.502	37.420	12.531	1:10.453	101.12	6.629	12:20:07.700
3 -	19.643	35.902	12.170	1:07.715	105.21	3.891	12:21:15.415
4 -	19.326	34.449	11.914	1:05.689	108.46	1.865	12:22:21.104
5 -	19.161	34.126	11.736	1:05.023	109.57	1.199	12:23:26.127
6 -	19.115	34.125	11.756	1:04.996	109.61	1.172	12:24:31.123
7 -	19.023	34.115	11.727	1:04.865	109.83	1.041	12:25:35.988
8 -	19.839	33.968	11.772	1:05.579	108.64	1.755	12:26:41.567
9 -	18.943	34.048	11.633	1:04.624	110.24	0.800	12:27:46.191
10 -	19.021	33.927	11.561	1:04.509	110.44	0.685	12:28:50.700
11 -	18.984	33.835	11.628	1:04.447	110.55	0.623	12:29:55.147
12 -	18.921	33.657	<b>11.491</b>	1:04.069 (2)	111.20	0.245	12:30:59.216
13 -	<b>18.916</b>	34.018	11.512	1:04.446 (3)	110.55	0.622	12:32:03.662

Weather / Track : Sunny / Dry

Donington Park National  
 Circuit Length = 1.9790 miles  
 Start: 12:17 Flag 12:32 End: 12:33

# F3 Cup Championship

## QUALIFYING - RACE 5 & 10 - SECTOR ANALYSIS



SECTOR 1 = FL to I1, SECTOR 2 = I1 to I2, SECTOR 3 = I2 to FL, DIFF = Difference To Personal Best Lap, P = Crossed Finish Line in Pit Lane, D = Time Disallowed

14 - 18.933 33.317 11.574 1:03.824 (1) 111.62 12:33:07.486

P8 17 Cup Patrick JEANS				Dallara F312			
IDEAL LAP TIME : 1:04.881		BEST LAP TIME : 1:04.908		DIFFERENCE : 0.027			
LAP	SECTOR 1	SECTOR 2	SECTOR 3	LAP TIME	MPH	DIFF	TIME OF DAY
1 -	22.739	39.193	13.092	1:15.024	94.96	10.116	12:19:08.961
2 -	20.063	36.105	12.230	1:08.398	104.16	3.490	12:20:17.359
3 -	19.460	34.934	12.543	1:06.937	106.43	2.029	12:21:24.296
4 -	19.563	36.212	12.196	1:07.971	104.81	3.063	12:22:32.267
5 -	19.682	34.942	12.270	1:06.894	106.50	1.986	12:23:39.161
6 -	19.430	34.520	12.102	1:06.052	107.86	1.144	12:24:45.213
7 -	19.407	34.144	11.998	1:05.549	108.69	0.641	12:25:50.762
8 -	19.287	34.714	11.970	1:05.971	107.99	1.063	12:26:56.733
9 -	19.318	34.167	11.913	1:05.398 (3)	108.94	0.490	12:28:02.131
10 -	19.274	34.357	12.042	1:05.673	108.48	0.765	12:29:07.804
11 -	19.190	34.014	11.862	1:05.066 (2)	109.49	0.158	12:30:12.870
12 -	19.441	34.559	11.937	1:05.937	108.05	1.029	12:31:18.807
13 -	19.217	33.919	11.772	1:04.908 (1)	109.76		12:32:23.715

P9 7 Cup Phillip JEANS				Dallara F312			
IDEAL LAP TIME : 1:06.185		BEST LAP TIME : 1:06.416		DIFFERENCE : 0.231			
LAP	SECTOR 1	SECTOR 2	SECTOR 3	LAP TIME	MPH	DIFF	TIME OF DAY
1 -	24.544	40.734	13.544	1:18.822	90.38	12.406	12:19:12.900
2 -	21.283	38.512	12.762	1:12.557	98.19	6.141	12:20:25.457
3 -	20.012	36.960	13.135	1:10.107	101.62	3.691	12:21:35.564
4 -	20.112	36.526	12.659	1:09.297	102.81	2.881	12:22:44.861
5 -	19.602	36.332	12.259	1:08.193	104.47	1.777	12:23:53.054
6 -	19.750	35.985	12.246	1:07.981	104.80	1.565	12:25:01.035
7 -	19.504	36.499	12.329	1:08.332	104.26	1.916	12:26:09.367
8 -	19.452	35.484	11.990	1:06.926	106.45	0.510	12:27:16.293
9 -	19.427	35.471	12.130	1:07.028	106.29	0.612	12:28:23.321
10 -	19.302	35.050	12.064	1:06.416 (1)	107.27		12:29:29.737
11 -	19.304	35.223	12.137	1:06.664	106.87	0.248	12:30:36.401
12 -	19.601	35.200	11.838	1:06.639 (3)	106.91	0.223	12:31:43.040
13 -	19.297	35.101	12.119	1:06.517 (2)	107.11	0.101	12:32:49.557

P10 77 Cup Roberto TIRONE				Dallara F308			
IDEAL LAP TIME : 1:06.492		BEST LAP TIME : 1:06.688		DIFFERENCE : 0.196			
LAP	SECTOR 1	SECTOR 2	SECTOR 3	LAP TIME	MPH	DIFF	TIME OF DAY
1 -	24.554	44.489	13.833	1:22.876	85.96	16.188	12:19:18.764
2 -	21.046	38.251	12.812	1:12.109	98.80	5.421	12:20:30.873
3 -	21.038	36.604	12.614	1:10.256	101.40	3.568	12:21:41.129
4 -	19.783	36.110	12.404	1:08.297	104.31	1.609	12:22:49.426
5 -	19.647	35.840	12.236	1:07.723 (3)	105.20	1.035	12:23:57.149
6 -	19.900	35.647	12.179	1:07.726	105.19	1.038	12:25:04.875
7 -	19.464	35.202	12.108	1:06.774 (2)	106.69	0.086	12:26:11.649
8 -	19.843	36.970	12.047	1:08.860	103.46	2.172	12:27:20.509
9 -	19.758	35.978	12.177	1:07.913	104.90	1.225	12:28:28.422
10 -	19.243	35.211	12.234	1:06.688 (1)	106.83		12:29:35.110
11 -	20.936	41.533	IN PIT	1:21.616 P	87.29	14.928	12:30:56.726

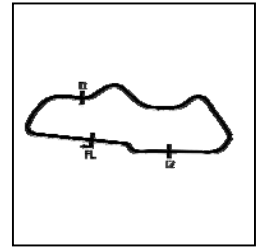
P11 21 Trophy James SIMONS				Dallara F305			
IDEAL LAP TIME : 1:10.783		BEST LAP TIME : 1:11.214		DIFFERENCE : 0.431			
LAP	SECTOR 1	SECTOR 2	SECTOR 3	LAP TIME	MPH	DIFF	TIME OF DAY
1 -	OUTLAP	48.608	16.074	2:02.719	58.05	51.505	12:19:57.132
2 -	23.537	42.856	14.253	1:20.646	88.34	9.432	12:21:17.778
3 -	22.428	39.977	13.308	1:15.713	94.10	4.499	12:22:33.491
4 -	21.018	38.749	12.999	1:12.766	97.91	1.552	12:23:46.257
5 -	20.737	38.031	12.873	1:11.641	99.44	0.427	12:24:57.898
6 -	20.898	38.256	13.440	1:12.594	98.14	1.380	12:26:10.492

Weather / Track : Sunny / Dry

Donington Park National  
Circuit Length = 1.9790 miles  
Start: 12:17 Flag 12:32 End: 12:33

# F3 Cup Championship

## QUALIFYING - RACE 5 & 10 - SECTOR ANALYSIS



SECTOR 1 = FL to I1, SECTOR 2 = I1 to I2, SECTOR 3 = I2 to FL, DIFF = Difference To Personal Best Lap, P = Crossed Finish Line in Pit Lane, D = Time Disallowed

7 -	20.633	<b>37.614</b>	13.064	1:11.311 (2)	99.90	0.097	12:27:21.803
<b>8 -</b>	<b>20.454</b>	38.045	<b>12.715</b>	<b>1:11.214 (1)</b>	<b>100.04</b>		<b>12:28:33.017</b>
9 -	21.431	37.615	12.897	1:11.943	99.03	0.729	12:29:44.960
10 -	20.801	37.671	13.160	1:11.632 (3)	99.46	0.418	12:30:56.592
11 -	20.851	38.398	13.008	1:12.257	98.60	1.043	12:32:08.849





**F3 Cup Championship**  
**RACE 10 - GRID (15 minutes)**

ROW 6	11	1:11.311	21	James SIMONS	
ROW 5	9	1:06.517	7	Phillip JEANS	10
ROW 4	7	1:04.069	6	George LINE	8
ROW 3	5	1:03.586	8	Tony BISHOP	6
ROW 2	3	1:02.274	11	Shane KELLY	4
ROW 1	1	1:01.697	9	Stephen DALY	2
				<b>Pole</b>	

Donington Park National  
 Circuit Length = 1.9790 miles

These results are provisional until the conclusion of any judicial and technical matters.

Clerk Of Course :		Timekeeper :	
-------------------	--	--------------	--

Results can be found at [www.tsl-timing.com](http://www.tsl-timing.com)

Printed - 12:38 Saturday, 21 April 2018



## F3 Cup Championship

### RACE 5 - CLASSIFICATION

POS	NO	CL	PIC NAME	ENTRY	LAPS	TIME	GAP	DIFF	MPH	BEST	ON
1	1	Cup	1 Jacopo SEBASTIANI	Dallara F312	15	15:46.868			112.72	1:02.190	11
2	11	Cup	2 Shane KELLY	Dallara F308	15	15:47.751	0.883	0.883	112.61	1:02.262	8
3	9	Cup	3 Stephen DALY	Dallara F308	15	15:48.365	1.497	0.614	112.54	1:01.591	12
4	5	Cup	4 Stuart WILTSHIRE	Dallara F308	15	16:13.748	26.880	25.383	109.61	1:03.076	15
5	6	Cup	5 George LINE	Dallara F308	15	16:15.429	28.561	1.681	109.42	1:03.723	11
6	8	Cup	6 Tony BISHOP	Dallara F311	15	16:16.183	29.315	0.754	109.33	1:03.800	15
7	17	Cup	7 Patrick JEANS	Dallara F312	15	16:30.823	43.955	14.640	107.72	1:04.370	14
8	77	Cup	8 Roberto TIRONE	Dallara F308	14	15:53.767	1 Lap	1 Lap	104.43	1:06.428	12
9	7	Cup	9 Phillip JEANS	Dallara F312	14	15:54.971	1 Lap	1.204	104.30	1:06.168	11
NOT CLASSIFIED											
DNF	21	Trophy	James SIMONS	Dallara F305	5	6:12.606	10 Laps	9 Laps	95.23	1:12.054	4
DNF	19	Cup	Cian CAREY	Dallara F308	4	4:43.090	11 Laps	1 Lap	100.18	1:06.928	3
FASTEST LAP											
	9	Cup	Stephen DALY	Dallara F308	12	1:01.591			115.67 mph	186.16 kph	
	21	Trophy	James SIMONS	Dallara F305	4	1:12.054			98.87 mph	159.13 kph	

Weather / Track : Bright / Dry

These results are provisional until the conclusion of any judicial and technical matters.

Donington Park National  
 Circuit Length = 1.9790 miles  
 Start: 17:22 Flag 17:38 End: 17:38

Clerk Of Course :

Timekeeper :

Results can be found at [www.tsl-timing.com](http://www.tsl-timing.com)

Printed - 17:40 Saturday, 21 April 2018



# F3 Cup Championship

## RACE 5 - LAP CHART

LAP 1 @ 17:23:26.679			LAP 2 @ 17:24:30.684			LAP 3 @ 17:25:34.242			LAP 4 @ 17:26:37.380			LAP 5 @ 17:27:40.104		
NO	BEHIND	LAP TIME	NO	BEHIND	LAP TIME	NO	BEHIND	LAP TIME	NO	BEHIND	LAP TIME	NO	BEHIND	LAP TIME
1		1:07.583	1		1:04.005	1		1:03.558	1		1:03.138	1		1:02.724
11	2.475	1:10.058	11	2.393	1:03.923	11	1.903	1:03.068	11	1.404	1:02.639	11	1.182	1:02.502
8	3.117	1:10.700	8	4.530	1:05.418	9	5.011	1:03.749	9	4.131	1:02.258	9	3.625	1:02.218
6	3.279	1:10.862	9	4.820	1:05.189	6	7.458	1:05.702	6	9.482	1:05.162	6	11.647	1:04.889
9	3.636	1:11.219	6	5.314	1:06.040	8	8.245	1:07.273	8	10.033	1:04.926	8	12.207	1:04.898
5	4.022	1:11.605	5	5.842	1:05.825	5	8.543	1:06.259	5	10.364	1:04.959	5	12.341	1:04.701
17	6.405	1:13.988	17	8.832	1:06.432	17	11.886	1:06.612	17	14.968	1:06.220	17	18.347	1:06.103
77	7.814	1:15.397	77	11.390	1:07.581	77	15.202	1:07.370	77	20.716	1:08.652	77	25.379	1:07.387
19	8.428	1:16.011	19	11.959	1:07.536	19	15.329	1:06.928	19	24.806	1:12.615 P	7	31.182	1:08.074
7	10.764	1:18.347	7	16.168	1:09.409	7	20.793	1:08.183	7	25.832	1:08.177	21	51.598	1:13.340
21	14.721	1:22.304	21	23.294	1:12.578	21	32.066	1:12.330	21	40.982	1:12.054			

Weather / Track : Bright / Dry

Donington Park National  
 Circuit Length = 1.9790 miles  
 Start: 17:22 Flag 17:38 End: 17:38

# F3 Cup Championship

## RACE 5 - LAP CHART

LAP 6 @ 17:28:42.819			LAP 7 @ 17:29:45.286			LAP 8 @ 17:30:47.948			LAP 9 @ 17:31:50.612			LAP 10 @ 17:32:52.978		
NO	BEHIND	LAP TIME	NO	BEHIND	LAP TIME	NO	BEHIND	LAP TIME	NO	BEHIND	LAP TIME	NO	BEHIND	LAP TIME
1		1:02.715	1		1:02.467	1		1:02.662	1		1:02.664	1		1:02.366
11	1.121	1:02.654	11	1.358	1:02.704	11	0.958	1:02.262	11	0.741	1:02.447	11	0.776	1:02.401
9	2.743	1:01.833	9	2.371	1:02.095	9	3.704	1:03.995	9	3.383	1:02.343	9	3.114	1:02.097
6	13.751	1:04.819	6	16.108	1:04.824	6	17.839	1:04.393	6	19.755	1:04.580	6	21.386	1:03.997
8	14.264	1:04.772	5	16.454	1:04.484	5	18.277	1:04.485	5	20.120	1:04.507	5	22.076	1:04.322
5	14.437	1:04.811	8	17.199	1:05.402	8	18.691	1:04.154	8	21.197	1:05.170	8	22.990	1:04.159
17	21.165	1:05.533	17	24.230	1:05.532	17	26.908	1:05.340	17	29.178	1:04.934	17	32.734	1:05.922
77	30.920	1:08.256	77	36.974	1:08.521	77	42.702	1:08.390	77	47.057	1:07.019	77	51.563	1:06.872
7	36.246	1:07.779	7	41.400	1:07.621	7	45.957	1:07.219	7	49.687	1:06.394	7	54.032	1:06.711

Weather / Track : Bright / Dry

Results can be found at [www.tsl-timing.com](http://www.tsl-timing.com)

Page 2 of 3

Donington Park National  
 Circuit Length = 1.9790 miles  
 Start: 17:22 Flag 17:38 End: 17:38

Printed - 17:42 Saturday, 21 April 2018

# F3 Cup Championship

## RACE 5 - LAP CHART

LAP 11 @ 17:33:55.168			LAP 12 @ 17:34:57.360			LAP 13 @ 17:35:59.973			LAP 14 @ 17:37:03.740			LAP 15 @ 17:38:05.964		
NO	BEHIND	LAP TIME	NO	BEHIND	LAP TIME	NO	BEHIND	LAP TIME	NO	BEHIND	LAP TIME	NO	BEHIND	LAP TIME
1		1:02.190	1		1:02.192	1		1:02.613	1		1:03.767	1		1:02.224
11	0.984	1:02.398	11	1.132	1:02.340	11	1.333	1:02.814	11	0.613	1:03.047	11	0.883	1:02.494
9	2.872	1:01.948	9	2.271	1:01.591	9	2.251	1:02.593	9	1.444	1:02.960	9	1.497	1:02.277
6	22.919	1:03.723	6	25.086	1:04.359	6	26.359	1:03.886	77	1 Lap	1:08.494	77	1 Lap	1:06.892
5	23.293	1:03.407	5	25.439	1:04.338	5	26.683	1:03.857	7	1 Lap	1:07.872	7	1 Lap	1:06.654
8	24.664	1:03.864	8	26.314	1:03.842	8	27.563	1:03.862	5	26.028	1:03.112	5	26.880	1:03.076
17	36.084	1:05.540	17	38.624	1:04.732	17	41.116	1:05.105	6	26.640	1:04.048	6	28.561	1:04.145
77	55.881	1:06.508	77	1:00.117	1:06.428				8	27.739	1:03.943	8	29.315	1:03.800
7	58.010	1:06.168	7	1:02.181	1:06.363				17	41.719	1:04.370	17	43.955	1:04.460

Weather / Track : Bright / Dry

Results can be found at [www.tsl-timing.com](http://www.tsl-timing.com)

Page 3 of 3

Donington Park National  
 Circuit Length = 1.9790 miles  
 Start: 17:22 Flag 17:38 End: 17:38

Printed - 17:42 Saturday, 21 April 2018

# F3 Cup Championship

## RACE 5 - BEST SECTORS

SECTOR 1			SECTOR 2			SECTOR 3			IDEAL / BEST COMPARISON						
POS	NO	NAME	TIME	NO	NAME	TIME	NO	NAME	TIME	POS	NO	NAME	IDEAL	BEST	DIFF
													<b>PERFECT LAP</b>	<b>1:01.399</b>	
1	9	DALY	18.363	9	DALY	31.912	11	KELLY	11.124	1	9	DALY	1:01.416	1:01.591	0.175
2	11	KELLY	18.474	1	SEBASTIANI	32.074	9	DALY	11.141	2	1	SEBASTIANI	1:02.019	1:02.190	0.171
3	5	WILTSHIRE	18.632	11	KELLY	32.530	1	SEBASTIANI	11.282	3	11	KELLY	1:02.128	1:02.262	0.134
4	1	SEBASTIANI	18.663	5	WILTSHIRE	32.961	5	WILTSHIRE	11.304	4	5	WILTSHIRE	1:02.897	1:03.076	0.179
5	6	LINE	18.768	8	BISHOP	33.048	6	LINE	11.422	5	6	LINE	1:03.486	1:03.723	0.237
6	8	BISHOP	18.817	6	LINE	33.296	8	BISHOP	11.625	6	8	BISHOP	1:03.490	1:03.800	0.310
7	17	JEANS	18.917	17	JEANS	33.673	17	JEANS	11.628	7	17	JEANS	1:04.218	1:04.370	0.152
8	7	JEANS	19.340	7	JEANS	34.866	77	TIRONE	11.897	8	7	JEANS	1:06.121	1:06.168	0.047
9	77	TIRONE	19.347	77	TIRONE	34.884	7	JEANS	11.915	9	77	TIRONE	1:06.128	1:06.428	0.300
10	19	CAREY	19.699	19	CAREY	35.127	19	CAREY	12.088	10	19	CAREY	1:06.914	1:06.928	0.014
11	21	SIMONS	20.792	21	SIMONS	37.892	21	SIMONS	13.032	11	21	SIMONS	1:11.716	1:12.054	0.338

Weather / Track : Bright / Dry

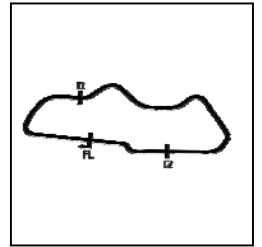
Results can be found at [www.tsl-timing.com](http://www.tsl-timing.com)

Donington Park National  
 Circuit Length = 1.9790 miles  
 Start: 17:22 Flag 17:38 End: 17:38

Printed - 17:43 Saturday, 21 April 2018

# F3 Cup Championship

## RACE 5 - SECTOR ANALYSIS



SECTOR 1 = FL to I1, SECTOR 2 = I1 to I2, SECTOR 3 = I2 to FL, DIFF = Difference To Personal Best Lap, P = Crossed Finish Line in Pit Lane, D = Time Disallowed

P1		1 Cup		Jacopo SEBASTIANI		Dallara F312	
IDEAL LAP TIME : 1:02.019		BEST LAP TIME : 1:02.190		DIFFERENCE : 0.171			
LAP	SECTOR 1	SECTOR 2	SECTOR 3	LAP TIME	MPH	DIFF	TIME OF DAY
1 -		33.670	11.721	1:07.583	105.42	5.393	17:23:26.679
2 -	19.053	33.315	11.637	1:04.005	111.31	1.815	17:24:30.684
3 -	19.032	32.997	11.529	1:03.558	112.09	1.368	17:25:34.242
4 -	18.937	32.722	11.479	1:03.138	112.84	0.948	17:26:37.380
5 -	18.761	32.476	11.487	1:02.724	113.58	0.534	17:27:40.104
6 -	18.840	32.434	11.441	1:02.715	113.60	0.525	17:28:42.819
7 -	18.709	32.366	11.392	1:02.467	114.05	0.277	17:29:45.286
8 -	18.743	32.489	11.430	1:02.662	113.69	0.472	17:30:47.948
9 -	18.728	32.581	11.355	1:02.664	113.69	0.474	17:31:50.612
10 -	18.701	32.186	11.479	1:02.366	114.23	0.176	17:32:52.978
11 -	18.717	<b>32.074</b>	11.399	<b>1:02.190 (1)</b>	<b>114.56</b>		<b>17:33:55.168</b>
12 -	<b>18.663</b>	32.247	<b>11.282</b>	1:02.192 (2)	114.55	0.002	17:34:57.360
13 -	18.736	32.249	11.628	1:02.613	113.78	0.423	17:35:59.973
14 -	19.021	33.277	11.469	1:03.767	111.72	1.577	17:37:03.740
15 -	18.752	32.146	11.326	1:02.224 (3)	114.49	0.034	17:38:05.964

P2		11 Cup		Shane KELLY		Dallara F308	
IDEAL LAP TIME : 1:02.128		BEST LAP TIME : 1:02.262		DIFFERENCE : 0.134			
LAP	SECTOR 1	SECTOR 2	SECTOR 3	LAP TIME	MPH	DIFF	TIME OF DAY
1 -		33.745	13.242	1:10.058	101.69	7.796	17:23:29.154
2 -	19.271	33.196	11.456	1:03.923	111.45	1.661	17:24:33.077
3 -	18.655	32.968	11.445	1:03.068	112.96	0.806	17:25:36.145
4 -	18.546	32.779	11.314	1:02.639	113.74	0.377	17:26:38.784
5 -	18.530	32.750	11.222	1:02.502	113.99	0.240	17:27:41.286
6 -	18.681	32.775	11.198	1:02.654	113.71	0.392	17:28:43.940
7 -	18.648	32.770	11.286	1:02.704	113.62	0.442	17:29:46.644
8 -	<b>18.474</b>	<b>32.530</b>	11.258	<b>1:02.262 (1)</b>	<b>114.43</b>		<b>17:30:48.906</b>
9 -	18.544	32.663	11.240	1:02.447	114.09	0.185	17:31:51.353
10 -	18.625	32.652	<b>11.124</b>	1:02.401	114.17	0.139	17:32:53.754
11 -	18.548	32.651	11.199	1:02.398 (3)	114.18	0.136	17:33:56.152
12 -	18.541	32.598	11.201	1:02.340 (2)	114.28	0.078	17:34:58.492
13 -	18.642	32.703	11.469	1:02.814	113.42	0.552	17:36:01.306
14 -	18.599	33.048	11.400	1:03.047	113.00	0.785	17:37:04.353
15 -	18.583	32.610	11.301	1:02.494	114.00	0.232	17:38:06.847

P3		9 Cup		Stephen DALY		Dallara F308	
IDEAL LAP TIME : 1:01.416		BEST LAP TIME : 1:01.591		DIFFERENCE : 0.175			
LAP	SECTOR 1	SECTOR 2	SECTOR 3	LAP TIME	MPH	DIFF	TIME OF DAY
1 -		33.506	15.191	1:11.219	100.03	9.628	17:23:30.315
2 -	19.535	34.168	11.486	1:05.189	109.29	3.598	17:24:35.504
3 -	19.614	32.776	11.359	1:03.749	111.76	2.158	17:25:39.253
4 -	18.651	32.279	11.328	1:02.258	114.43	0.667	17:26:41.511
5 -	18.569	32.342	11.307	1:02.218	114.51	0.627	17:27:43.729
6 -	18.573	32.119	<b>11.141</b>	1:01.833 (2)	115.22	0.242	17:28:45.562
7 -	<b>18.363</b>	32.170	11.562	1:02.095	114.73	0.504	17:29:47.657
8 -	19.605	32.946	11.444	1:03.995	111.33	2.404	17:30:51.652
9 -	18.633	32.352	11.358	1:02.343	114.28	0.752	17:31:53.995
10 -	18.545	32.305	11.247	1:02.097	114.73	0.506	17:32:56.092
11 -	18.545	32.191	11.212	1:01.948 (3)	115.01	0.357	17:33:58.040
12 -	18.456	<b>31.912</b>	11.223	<b>1:01.591 (1)</b>	<b>115.67</b>		<b>17:34:59.631</b>
13 -	18.455	32.187	11.951	1:02.593	113.82	1.002	17:36:02.224
14 -	18.884	32.579	11.497	1:02.960	113.16	1.369	17:37:05.184
15 -	18.735	32.207	11.335	1:02.277	114.40	0.686	17:38:07.461

P4		5 Cup		Stuart WILTSHIRE		Dallara F308	
IDEAL LAP TIME : 1:02.897		BEST LAP TIME : 1:03.076		DIFFERENCE : 0.179			
LAP	SECTOR 1	SECTOR 2	SECTOR 3	LAP TIME	MPH	DIFF	TIME OF DAY

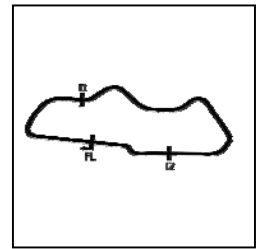
Weather / Track : Bright / Dry

Donington Park National  
Circuit Length = 1.9790 miles  
Start: 17:22 Flag 17:38 End: 17:38



# F3 Cup Championship

## RACE 5 - SECTOR ANALYSIS



SECTOR 1 = FL to I1, SECTOR 2 = I1 to I2, SECTOR 3 = I2 to FL, DIFF = Difference To Personal Best Lap, P = Crossed Finish Line in Pit Lane, D = Time Disallowed

LAP	SECTOR 1	SECTOR 2	SECTOR 3	LAP TIME	MPH	DIFF	TIME OF DAY
1 -		35.955	12.003	1:11.605	99.49	8.529	17:23:30.701
2 -	19.674	34.422	11.729	1:05.825	108.23	2.749	17:24:36.526
3 -	19.119	35.183	11.957	1:06.259	107.52	3.183	17:25:42.785
4 -	19.236	33.991	11.732	1:04.959	109.67	1.883	17:26:47.744
5 -	18.873	34.267	11.561	1:04.701	110.11	1.625	17:27:52.445
6 -	19.721	33.579	11.511	1:04.811	109.92	1.735	17:28:57.256
7 -	18.961	33.879	11.644	1:04.484	110.48	1.408	17:30:01.740
8 -	19.124	33.683	11.678	1:04.485	110.48	1.409	17:31:06.225
9 -	18.754	34.449	<b>11.304</b>	1:04.507	110.44	1.431	17:32:10.732
10 -	18.966	33.958	11.398	1:04.322	110.76	1.246	17:33:15.054
11 -	18.954	33.015	11.438	1:03.407 (3)	112.36	0.331	17:34:18.461
12 -	<b>18.632</b>	34.287	11.419	1:04.338	110.73	1.262	17:35:22.799
13 -	19.035	33.360	11.462	1:03.857	111.57	0.781	17:36:26.656
14 -	18.695	<b>32.961</b>	11.456	1:03.112 (2)	112.88	0.036	17:37:29.768
15 -	18.655	33.047	11.374	<b>1:03.076 (1)</b>	<b>112.95</b>		<b>17:38:32.844</b>

P5 6 Cup George LINE				Dallara F308			
IDEAL LAP TIME : 1:03.486		BEST LAP TIME : 1:03.723		DIFFERENCE : 0.237			
LAP	SECTOR 1	SECTOR 2	SECTOR 3	LAP TIME	MPH	DIFF	TIME OF DAY
1 -		35.187	12.013	1:10.862	100.54	7.139	17:23:29.958
2 -	19.697	34.329	12.014	1:06.040	107.88	2.317	17:24:35.998
3 -	19.297	34.771	11.634	1:05.702	108.43	1.979	17:25:41.700
4 -	19.075	34.461	11.626	1:05.162	109.33	1.439	17:26:46.862
5 -	19.003	34.172	11.714	1:04.889	109.79	1.166	17:27:51.751
6 -	19.119	34.073	11.627	1:04.819	109.91	1.096	17:28:56.570
7 -	19.023	34.096	11.705	1:04.824	109.90	1.101	17:30:01.394
8 -	18.936	33.853	11.604	1:04.393	110.64	0.670	17:31:05.787
9 -	18.814	34.305	11.461	1:04.580	110.32	0.857	17:32:10.367
10 -	18.832	33.632	11.533	1:03.997 (3)	111.32	0.274	17:33:14.364
11 -	18.856	33.445	<b>11.422</b>	<b>1:03.723 (1)</b>	<b>111.80</b>		<b>17:34:18.087</b>
12 -	18.845	34.045	11.469	1:04.359	110.70	0.636	17:35:22.446
13 -	<b>18.768</b>	33.622	11.496	1:03.886 (2)	111.52	0.163	17:36:26.332
14 -	19.157	<b>33.296</b>	11.595	1:04.048	111.23	0.325	17:37:30.380
15 -	18.860	33.681	11.604	1:04.145	111.07	0.422	17:38:34.525

P6 8 Cup Tony BISHOP				Dallara F311			
IDEAL LAP TIME : 1:03.490		BEST LAP TIME : 1:03.800		DIFFERENCE : 0.310			
LAP	SECTOR 1	SECTOR 2	SECTOR 3	LAP TIME	MPH	DIFF	TIME OF DAY
1 -		34.821	12.472	1:10.700	100.77	6.900	17:23:29.796
2 -	19.611	33.713	12.094	1:05.418	108.90	1.618	17:24:35.214
3 -	20.290	34.903	12.080	1:07.273	105.90	3.473	17:25:42.487
4 -	19.199	33.849	11.878	1:04.926	109.73	1.126	17:26:47.413
5 -	19.015	34.011	11.872	1:04.898	109.78	1.098	17:27:52.311
6 -	19.558	33.467	11.747	1:04.772	109.99	0.972	17:28:57.083
7 -	19.544	33.773	12.085	1:05.402	108.93	1.602	17:30:02.485
8 -	<b>18.817</b>	33.649	11.688	1:04.154	111.05	0.354	17:31:06.639
9 -	18.996	34.241	11.933	1:05.170	109.32	1.370	17:32:11.809
10 -	18.895	33.423	11.841	1:04.159	111.04	0.359	17:33:15.968
11 -	18.959	33.139	11.766	1:03.864	111.55	0.064	17:34:19.832
12 -	18.897	33.134	11.811	1:03.842 (2)	111.59	0.042	17:35:23.674
13 -	18.906	33.331	<b>11.625</b>	1:03.862 (3)	111.56	0.062	17:36:27.536
14 -	19.005	33.196	11.742	1:03.943	111.42	0.143	17:37:31.479
15 -	18.942	<b>33.048</b>	11.810	<b>1:03.800 (1)</b>	<b>111.67</b>		<b>17:38:35.279</b>

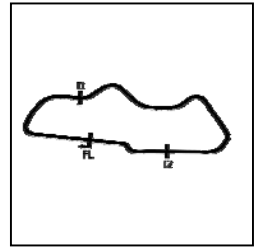
P7 17 Cup Patrick JEANS				Dallara F312			
IDEAL LAP TIME : 1:04.218		BEST LAP TIME : 1:04.370		DIFFERENCE : 0.152			
LAP	SECTOR 1	SECTOR 2	SECTOR 3	LAP TIME	MPH	DIFF	TIME OF DAY
1 -		37.058	12.102	1:13.988	96.29	9.618	17:23:33.084
2 -	19.403	34.858	12.171	1:06.432	107.24	2.062	17:24:39.516
3 -	19.594	34.938	12.080	1:06.612	106.95	2.242	17:25:46.128
4 -	19.335	34.944	11.941	1:06.220	107.59	1.850	17:26:52.348
5 -	19.190	35.008	11.905	1:06.103	107.78	1.733	17:27:58.451

Weather / Track : Bright / Dry

Donington Park National  
Circuit Length = 1.9790 miles  
Start: 17:22 Flag 17:38 End: 17:38

# F3 Cup Championship

## RACE 5 - SECTOR ANALYSIS



SECTOR 1 = FL to I1, SECTOR 2 = I1 to I2, SECTOR 3 = I2 to FL, DIFF = Difference To Personal Best Lap, P = Crossed Finish Line in Pit Lane, D = Time Disallowed

6 -	19.226	34.479	11.828	1:05.533	108.71	1.163	17:29:03.984
7 -	19.221	34.332	11.979	1:05.532	108.72	1.162	17:30:09.516
8 -	19.037	34.412	11.891	1:05.340	109.03	0.970	17:31:14.856
9 -	18.945	34.338	11.651	1:04.934	109.72	0.564	17:32:19.790
10 -	19.488	34.657	11.777	1:05.922	108.07	1.552	17:33:25.712
11 -	19.285	34.468	11.787	1:05.540	108.70	1.170	17:34:31.252
12 -	19.132	33.972	<b>11.628</b>	1:04.732 (3)	110.06	0.362	17:35:35.984
13 -	19.366	34.084	11.655	1:05.105	109.43	0.735	17:36:41.089
<b>14 -</b>	<b>19.006</b>	<b>33.673</b>	11.691	<b>1:04.370 (1)</b>	<b>110.68</b>		<b>17:37:45.459</b>
15 -	<b>18.917</b>	33.713	11.830	1:04.460 (2)	110.52	0.090	17:38:49.919

P8 77 Cup Roberto TIRONE			Dallara F308				
IDEAL LAP TIME : 1:06.128		BEST LAP TIME : 1:06.428		DIFFERENCE : 0.300			
LAP	SECTOR 1	SECTOR 2	SECTOR 3	LAP TIME	MPH	DIFF	TIME OF DAY

1 -		38.354	12.470	1:15.397	94.49	8.969	17:23:34.493
2 -		35.693	12.333	1:07.581	105.42	1.153	17:24:42.074
3 -	<b>19.347</b>	35.567	12.456	1:07.370	105.75	0.942	17:25:49.444
4 -	20.298	36.068	12.286	1:08.652	103.77	2.224	17:26:58.096
5 -	19.518	35.558	12.311	1:07.387	105.72	0.959	17:28:05.483
6 -	19.618	35.863	12.775	1:08.256	104.38	1.828	17:29:13.739
7 -	19.497	36.375	12.649	1:08.521	103.97	2.093	17:30:22.260
8 -	19.916	36.201	12.273	1:08.390	104.17	1.962	17:31:30.650
9 -	19.442	35.451	12.126	1:07.019	106.30	0.591	17:32:37.669
10 -	19.413	35.370	12.089	1:06.872 (3)	106.54	0.444	17:33:44.541
11 -	19.445	35.166	<b>11.897</b>	1:06.508 (2)	107.12	0.080	17:34:51.049
<b>12 -</b>	<b>19.439</b>	<b>34.884</b>	12.105	<b>1:06.428 (1)</b>	<b>107.25</b>		<b>17:35:57.477</b>
13 -	19.394	36.307	12.793	1:08.494	104.01	2.066	17:37:05.971
14 -	19.449	35.329	12.114	1:06.892	106.50	0.464	17:38:12.863

P9 7 Cup Phillip JEANS			Dallara F312				
IDEAL LAP TIME : 1:06.121		BEST LAP TIME : 1:06.168		DIFFERENCE : 0.047			
LAP	SECTOR 1	SECTOR 2	SECTOR 3	LAP TIME	MPH	DIFF	TIME OF DAY

1 -		38.993	12.985	1:18.347	90.93	12.179	17:23:37.443
2 -	20.095	36.839	12.475	1:09.409	102.64	3.241	17:24:46.852
3 -	19.630	36.416	12.137	1:08.183	104.49	2.015	17:25:55.035
4 -	19.829	35.992	12.356	1:08.177	104.50	2.009	17:27:03.212
5 -	19.513	36.207	12.354	1:08.074	104.66	1.906	17:28:11.286
6 -	19.520	36.119	12.140	1:07.779	105.11	1.611	17:29:19.065
7 -	19.354	36.184	12.083	1:07.621	105.36	1.453	17:30:26.686
8 -	19.587	35.564	12.068	1:07.219	105.99	1.051	17:31:33.905
9 -	19.354	35.125	<b>11.915</b>	1:06.394 (3)	107.30	0.226	17:32:40.299
10 -	<b>19.340</b>	35.107	12.264	1:06.711	106.79	0.543	17:33:47.010
<b>11 -</b>	<b>19.370</b>	<b>34.866</b>	11.932	<b>1:06.168 (1)</b>	<b>107.67</b>		<b>17:34:53.178</b>
12 -	19.412	34.933	12.018	1:06.363 (2)	107.35	0.195	17:35:59.541
13 -	19.861	35.873	12.138	1:07.872	104.97	1.704	17:37:07.413
14 -	19.393	35.074	12.187	1:06.654	106.88	0.486	17:38:14.067

P10 21 Trophy James SIMONS			Dallara F305				
IDEAL LAP TIME : 1:11.716		BEST LAP TIME : 1:12.054		DIFFERENCE : 0.338			
LAP	SECTOR 1	SECTOR 2	SECTOR 3	LAP TIME	MPH	DIFF	TIME OF DAY

1 -		40.308	13.232	1:22.304	86.56	10.250	17:23:41.400
2 -	<b>20.792</b>	38.683	13.103	1:12.578 (3)	98.16	0.524	17:24:53.978
3 -	20.861	38.437	<b>13.032</b>	1:12.330 (2)	98.50	0.276	17:26:06.308
<b>4 -</b>	<b>20.903</b>	<b>37.892</b>	13.259	<b>1:12.054 (1)</b>	<b>98.87</b>		<b>17:27:18.362</b>
5 -	21.146	39.043	13.151	1:13.340	97.14	1.286	17:28:31.702

P11 19 Cup Cian CAREY			Dallara F308				
IDEAL LAP TIME : 1:06.914		BEST LAP TIME : 1:06.928		DIFFERENCE : 0.014			
LAP	SECTOR 1	SECTOR 2	SECTOR 3	LAP TIME	MPH	DIFF	TIME OF DAY

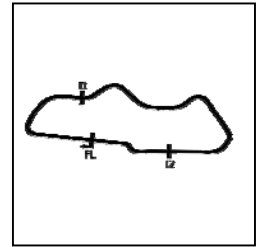
1 -		38.110	12.317	1:16.011	93.73	9.083	17:23:35.107
-----	--	--------	--------	----------	-------	-------	--------------

Weather / Track : Bright / Dry

Donington Park National  
Circuit Length = 1.9790 miles  
Start: 17:22 Flag 17:38 End: 17:38

# F3 Cup Championship

## RACE 5 - SECTOR ANALYSIS



SECTOR 1 = FL to I1, SECTOR 2 = I1 to I2, SECTOR 3 = I2 to FL, DIFF = Difference To Personal Best Lap, P = Crossed Finish Line in Pit Lane, D = Time Disallowed

2 -	19.973	35.475	<b>12.088</b>	1:07.536 (2)	105.49	0.608	17:24:42.643
3 -	<b>19.699</b>	<b>35.127</b>	12.102	<b>1:06.928 (1)</b>	<b>106.45</b>		<b>17:25:49.571</b>
4 -	20.408	36.731	IN PIT	1:12.615 P	98.11	5.687	17:27:02.186

## F3 Cup Championship

### RACE 10 - CLASSIFICATION

POS	NO	CL	PIC NAME	ENTRY	LAPS	TIME	GAP	DIFF	MPH	BEST	ON
1	9	Cup	1 Stephen DALY	Dallara F308	15	15:54.328			111.84	1:02.270	12
2	5	Cup	2 Stuart WILTSHIRE	Dallara F308	15	15:56.959	2.631	2.631	111.53	1:02.599	12
3	11	Cup	3 Shane KELLY	Dallara F308	15	15:57.758	3.430	0.799	111.44	1:02.669	13
4	1	Cup	4 Jacopo SEBASTIANI	Dallara F312	15	15:59.843	5.515	2.085	111.19	1:02.718	9
5	6	Cup	5 George LINE	Dallara F308	15	16:15.972	21.644	16.129	109.36	1:03.903	12
6	17	Cup	6 Patrick JEANS	Dallara F312	15	16:42.810	48.482	26.838	106.43	1:04.467	11
7	7	Cup	7 Phillip JEANS	Dallara F312	15	16:55.143	1:00.815	12.333	105.14	1:05.661	13
8	77	Cup	8 Roberto TIRONE	Dallara F308	15	16:55.882	1:01.554	0.739	105.06	1:05.595	9
NOT CLASSIFIED											
DNF	8	Cup	Tony BISHOP	Dallara F311	13	14:06.804	2 Laps	2 Laps	109.21	1:03.972	5
DNF	19	Cup	Cian CAREY	Dallara F308	6	6:47.680	9 Laps	7 Laps	104.52	1:05.113	5
FASTEST LAP											
	9	Cup	Stephen DALY	Dallara F308	12	1:02.270			114.41 mph	184.13 kph	

Weather / Track : Cloudy / Dry

These results are provisional until the conclusion of any judicial and technical matters.

Donington Park National  
 Circuit Length = 1.9790 miles  
 Start: 11:08 Flag 11:24 End: 11:25

Clerk Of Course :

Timekeeper :

Results can be found at [www.tsl-timing.com](http://www.tsl-timing.com)

Printed - 11:25 Sunday, 22 April 2018



# F3 Cup Championship

## RACE 10 - LAP CHART

LAP 1 @ 11:09:20.147			LAP 2 @ 11:10:24.457			LAP 3 @ 11:11:27.803			LAP 4 @ 11:12:30.844			LAP 5 @ 11:13:33.843		
NO	BEHIND	LAP TIME	NO	BEHIND	LAP TIME	NO	BEHIND	LAP TIME	NO	BEHIND	LAP TIME	NO	BEHIND	LAP TIME
<b>9</b>		1:10.752	<b>9</b>		1:04.310	<b>9</b>		1:03.346	<b>9</b>		1:03.041	<b>9</b>		1:02.999
<b>5</b>	0.358	1:11.110	<b>5</b>	0.295	1:04.247	<b>5</b>	1.192	1:04.243	<b>5</b>	1.713	1:03.562	<b>5</b>	2.404	1:03.690
<b>1</b>	0.929	1:11.681	<b>1</b>	0.729	1:04.110	<b>1</b>	2.238	1:04.855	<b>1</b>	3.039	1:03.842	<b>11</b>	3.799	1:03.201
<b>11</b>	1.339	1:12.091	<b>11</b>	1.505	1:04.476	<b>11</b>	2.345	1:04.186	<b>11</b>	3.597	1:04.293	<b>1</b>	5.042	1:05.002
<b>6</b>	1.915	1:12.667	<b>6</b>	2.892	1:05.287	<b>6</b>	4.397	1:04.851	<b>6</b>	6.114	1:04.758	<b>6</b>	7.474	1:04.359
<b>8</b>	2.302	1:13.054	<b>8</b>	3.477	1:05.485	<b>8</b>	4.793	1:04.662	<b>8</b>	7.104	1:05.352	<b>8</b>	8.077	1:03.972
<b>19</b>	3.957	1:14.709	<b>19</b>	6.938	1:07.291	<b>19</b>	9.308	1:05.716	<b>19</b>	11.657	1:05.390	<b>19</b>	13.771	1:05.113
<b>17</b>	4.294	1:15.046	<b>17</b>	7.450	1:07.466	<b>17</b>	10.159	1:06.055	<b>17</b>	21.055	1:13.937	<b>17</b>	25.812	1:07.756
<b>7</b>	6.792	1:17.544	<b>7</b>	11.432	1:08.950	<b>7</b>	17.001	1:08.915	<b>7</b>	22.128	1:08.168	<b>7</b>	27.103	1:07.974
<b>77</b>	7.288	1:18.040	<b>77</b>	11.725	1:08.747	<b>77</b>	17.854	1:09.475	<b>77</b>	22.708	1:07.895	<b>77</b>	27.387	1:07.678

Weather / Track : Cloudy / Dry

Results can be found at [www.tsl-timing.com](http://www.tsl-timing.com)

Page 1 of 3

Donington Park National  
 Circuit Length = 1.9790 miles  
 Start: 11:08 Flag 11:24 End: 11:25

Printed - 11:26 Sunday, 22 April 2018

# F3 Cup Championship

## RACE 10 - LAP CHART

LAP 6 @ 11:14:37.092			LAP 7 @ 11:15:39.869			LAP 8 @ 11:16:42.625			LAP 9 @ 11:17:45.578			LAP 10 @ 11:18:48.525		
NO	BEHIND	LAP TIME	NO	BEHIND	LAP TIME	NO	BEHIND	LAP TIME	NO	BEHIND	LAP TIME	NO	BEHIND	LAP TIME
<b>9</b>		1:03.249	<b>9</b>		1:02.777	<b>9</b>		1:02.756	<b>9</b>		1:02.953	<b>9</b>		1:02.947
<b>5</b>	2.186	1:03.031	<b>5</b>	2.590	1:03.181	<b>5</b>	2.960	1:03.126	<b>5</b>	2.976	1:02.969	<b>5</b>	3.399	1:03.370
<b>11</b>	3.609	1:03.059	<b>11</b>	3.923	1:03.091	<b>11</b>	3.936	1:02.769	<b>11</b>	3.677	1:02.694	<b>11</b>	3.818	1:03.088
<b>1</b>	5.301	1:03.508	<b>1</b>	6.001	1:03.477	<b>1</b>	6.288	1:03.043	<b>1</b>	6.053	1:02.718	<b>1</b>	5.932	1:02.826
<b>6</b>	8.674	1:04.449	<b>6</b>	10.544	1:04.647	<b>6</b>	12.136	1:04.348	<b>6</b>	13.394	1:04.211	<b>6</b>	14.741	1:04.294
<b>8</b>	8.972	1:04.144	<b>8</b>	11.050	1:04.855	<b>8</b>	12.589	1:04.295	<b>8</b>	13.820	1:04.184	<b>8</b>	15.135	1:04.262
<b>19</b>	19.983	1:09.461 <b>P</b>	<b>17</b>	32.186	1:06.105	<b>17</b>	34.621	1:05.191	<b>17</b>	37.248	1:05.580	<b>17</b>	39.171	1:04.870
<b>17</b>	28.858	1:06.295	<b>7</b>	35.044	1:07.036	<b>7</b>	38.816	1:06.528	<b>7</b>	41.795	1:05.932	<b>7</b>	45.373	1:06.525
<b>7</b>	30.785	1:06.931	<b>77</b>	37.087	1:08.526	<b>77</b>	40.419	1:06.088	<b>77</b>	43.061	1:05.595	<b>77</b>	46.221	1:06.107
<b>77</b>	31.338	1:07.200												

Weather / Track : Cloudy / Dry

Donington Park National  
 Circuit Length = 1.9790 miles  
 Start: 11:08 Flag 11:24 End: 11:25

# F3 Cup Championship

## RACE 10 - LAP CHART

LAP 11 @ 11:19:51.180			LAP 12 @ 11:20:53.450			LAP 13 @ 11:21:56.412			LAP 14 @ 11:22:59.545			LAP 15 @ 11:24:03.723		
NO	BEHIND	LAP TIME	NO	BEHIND	LAP TIME	NO	BEHIND	LAP TIME	NO	BEHIND	LAP TIME	NO	BEHIND	LAP TIME
<b>9</b>		1:02.655	<b>9</b>		1:02.270	<b>9</b>		1:02.962	<b>9</b>		1:03.133	<b>9</b>		1:04.178
<b>5</b>	3.865	1:03.121	<b>5</b>	4.194	1:02.599	<b>5</b>	4.194	1:02.962	<b>5</b>	4.005	1:02.944	<b>5</b>	2.631	1:02.804
<b>11</b>	4.216	1:03.053	<b>11</b>	4.857	1:02.911	<b>11</b>	4.564	1:02.669	<b>11</b>	4.673	1:03.242	<b>11</b>	3.430	1:02.935
<b>1</b>	6.303	1:03.026	<b>1</b>	6.945	1:02.912	<b>1</b>	6.949	1:02.966	<b>1</b>	6.837	1:03.021	<b>1</b>	5.515	1:02.856
<b>6</b>	16.318	1:04.232	<b>6</b>	17.951	1:03.903	<b>6</b>	19.349	1:04.360	<b>6</b>	20.213	1:03.997	<b>6</b>	21.644	1:05.609
<b>8</b>	16.902	1:04.422	<b>8</b>	18.710	1:04.078	<b>8</b>	19.787	1:04.039	<b>17</b>	47.116	1:05.143	<b>17</b>	48.482	1:05.544
<b>17</b>	40.983	1:04.467	<b>17</b>	43.405	1:04.692	<b>17</b>	45.106	1:04.663	<b>7</b>	58.716	1:06.587	<b>7</b>	1:00.815	1:06.277
<b>7</b>	48.951	1:06.233	<b>7</b>	52.563	1:05.882	<b>7</b>	55.262	1:05.661	<b>77</b>	59.690	1:06.973	<b>77</b>	1:01.554	1:06.042
<b>77</b>	49.470	1:05.904	<b>77</b>	52.954	1:05.754	<b>77</b>	55.850	1:05.858						

Weather / Track : Cloudy / Dry

Donington Park National  
 Circuit Length = 1.9790 miles  
 Start: 11:08 Flag 11:24 End: 11:25

# F3 Cup Championship

## RACE 10 - BEST SECTORS

SECTOR 1			SECTOR 2			SECTOR 3			IDEAL / BEST COMPARISON						
POS	NO	NAME	TIME	NO	NAME	TIME	NO	NAME	TIME	POS	NO	NAME	IDEAL	BEST	DIFF
													<b>PERFECT LAP</b>	<b>1:02.152</b>	
1	5	WILTSHIRE	18.479	9	DALY	32.445	9	DALY	11.228	1	9	DALY	1:02.234	1:02.270	0.036
2	9	DALY	18.561	1	SEBASTIANI	32.533	11	KELLY	11.313	2	5	WILTSHIRE	1:02.417	1:02.599	0.182
3	11	KELLY	18.618	5	WILTSHIRE	32.587	5	WILTSHIRE	11.351	3	11	KELLY	1:02.601	1:02.669	0.068
4	1	SEBASTIANI	18.690	11	KELLY	32.670	1	SEBASTIANI	11.421	4	1	SEBASTIANI	1:02.644	1:02.718	0.074
5	6	LINE	18.837	17	JEANS	33.200	8	BISHOP	11.593	5	8	BISHOP	1:03.719	1:03.972	0.253
6	8	BISHOP	18.859	8	BISHOP	33.267	6	LINE	11.615	6	6	LINE	1:03.748	1:03.903	0.155
7	17	JEANS	19.094	6	LINE	33.296	17	JEANS	11.868	7	17	JEANS	1:04.162	1:04.467	0.305
8	7	JEANS	19.211	19	CAREY	33.681	7	JEANS	11.878	8	19	CAREY	1:05.065	1:05.113	0.048
9	77	TIRONE	19.265	77	TIRONE	34.304	19	CAREY	11.943	9	7	JEANS	1:05.499	1:05.661	0.162
10	19	CAREY	19.441	7	JEANS	34.410	77	TIRONE	11.957	10	77	TIRONE	1:05.526	1:05.595	0.069

Weather / Track : Cloudy / Dry

Results can be found at [www.tsl-timing.com](http://www.tsl-timing.com)

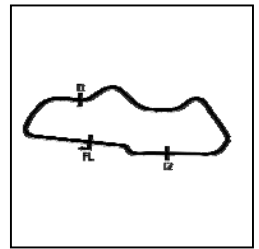
Donington Park National  
Circuit Length = 1.9790 miles  
Start: 11:08 Flag 11:24 End: 11:25

Printed - 11:26 Sunday, 22 April 2018



# F3 Cup Championship

## RACE 10 - SECTOR ANALYSIS



SECTOR 1 = FL to I1, SECTOR 2 = I1 to I2, SECTOR 3 = I2 to FL, DIFF = Difference To Personal Best Lap, P = Crossed Finish Line in Pit Lane, D = Time Disallowed

P1 9 Cup		Stephen DALY		Dallara F308			
IDEAL LAP TIME : 1:02.234		BEST LAP TIME : 1:02.270		DIFFERENCE : 0.036			
LAP	SECTOR 1	SECTOR 2	SECTOR 3	LAP TIME	MPH	DIFF	TIME OF DAY
1 -		34.396	12.061	1:10.752	100.69	8.482	11:09:20.147
2 -	19.090	33.384	11.836	1:04.310	110.78	2.040	11:10:24.457
3 -	19.154	32.649	11.543	1:03.346	112.47	1.076	11:11:27.803
4 -	18.739	32.725	11.577	1:03.041	113.01	0.771	11:12:30.844
5 -	18.800	32.677	11.522	1:02.999	113.09	0.729	11:13:33.843
6 -	18.676	32.964	11.609	1:03.249	112.64	0.979	11:14:37.092
7 -	<b>18.561</b>	32.727	11.489	1:02.777	113.49	0.507	11:15:39.869
8 -	18.590	32.685	11.481	1:02.756 (3)	113.52	0.486	11:16:42.625
9 -	18.627	32.914	11.412	1:02.953	113.17	0.683	11:17:45.578
10 -	18.648	32.888	11.411	1:02.947	113.18	0.677	11:18:48.525
11 -	18.616	32.811	<b>11.228</b>	1:02.655 (2)	113.71	0.385	11:19:51.180
12 -	18.573	<b>32.445</b>	11.252	<b>1:02.270 (1)</b>	<b>114.41</b>		<b>11:20:53.450</b>
13 -	18.684	32.956	11.322	1:02.962	113.15	0.692	11:21:56.412
14 -	18.692	33.000	11.441	1:03.133	112.85	0.863	11:22:59.545
15 -	18.755	33.416	12.007	1:04.178	111.01	1.908	11:24:03.723

P2 5 Cup		Stuart WILTSHIRE		Dallara F308			
IDEAL LAP TIME : 1:02.417		BEST LAP TIME : 1:02.599		DIFFERENCE : 0.182			
LAP	SECTOR 1	SECTOR 2	SECTOR 3	LAP TIME	MPH	DIFF	TIME OF DAY
1 -		34.745	11.928	1:11.110	100.19	8.511	11:09:20.505
2 -	19.006	33.443	11.798	1:04.247	110.89	1.648	11:10:24.752
3 -	19.041	33.496	11.706	1:04.243	110.90	1.644	11:11:28.995
4 -	18.950	32.886	11.726	1:03.562	112.08	0.963	11:12:32.557
5 -	18.925	33.090	11.675	1:03.690	111.86	1.091	11:13:36.247
6 -	18.705	32.810	11.516	1:03.031	113.03	0.432	11:14:39.278
7 -	18.801	32.902	11.478	1:03.181	112.76	0.582	11:15:42.459
8 -	18.798	32.929	11.399	1:03.126	112.86	0.527	11:16:45.585
9 -	18.662	32.956	<b>11.351</b>	1:02.969	113.14	0.370	11:17:48.554
10 -	18.852	33.079	11.439	1:03.370	112.42	0.771	11:18:51.924
11 -	18.727	32.962	11.432	1:03.121	112.87	0.522	11:19:55.045
12 -	<b>18.479</b>	32.705	11.415	<b>1:02.599 (1)</b>	<b>113.81</b>		<b>11:20:57.644</b>
13 -	18.604	32.878	11.480	1:02.962	113.15	0.363	11:22:00.606
14 -	18.767	32.721	11.456	1:02.944 (3)	113.19	0.345	11:23:03.550
15 -	18.855	<b>32.587</b>	11.362	1:02.804 (2)	113.44	0.205	11:24:06.354

P3 11 Cup		Shane KELLY		Dallara F308			
IDEAL LAP TIME : 1:02.601		BEST LAP TIME : 1:02.669		DIFFERENCE : 0.068			
LAP	SECTOR 1	SECTOR 2	SECTOR 3	LAP TIME	MPH	DIFF	TIME OF DAY
1 -		34.699	12.405	1:12.091	98.82	9.422	11:09:21.486
2 -	19.159	33.336	11.981	1:04.476	110.50	1.807	11:10:25.962
3 -	19.070	32.979	12.137	1:04.186	110.99	1.517	11:11:30.148
4 -	19.414	33.361	11.518	1:04.293	110.81	1.624	11:12:34.441
5 -	18.846	32.844	11.511	1:03.201	112.72	0.532	11:13:37.642
6 -	18.722	32.772	11.565	1:03.059	112.98	0.390	11:14:40.701
7 -	18.632	32.938	11.521	1:03.091	112.92	0.422	11:15:43.792
8 -	18.749	<b>32.670</b>	11.350	1:02.769 (3)	113.50	0.100	11:16:46.561
9 -	18.677	32.695	11.322	1:02.694 (2)	113.64	0.025	11:17:49.255
10 -	<b>18.618</b>	32.975	11.495	1:03.088	112.93	0.419	11:18:52.343
11 -	18.758	32.982	<b>11.313</b>	1:03.053	112.99	0.384	11:19:55.396
12 -	18.777	32.788	11.346	1:02.911	113.24	0.242	11:20:58.307
13 -	18.619	32.694	11.356	<b>1:02.669 (1)</b>	<b>113.68</b>		<b>11:22:00.976</b>
14 -	18.815	32.887	11.540	1:03.242	112.65	0.573	11:23:04.218
15 -	18.651	32.917	11.367	1:02.935	113.20	0.266	11:24:07.153

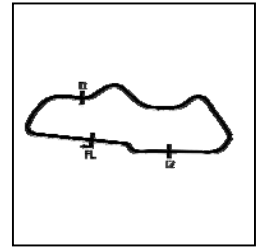
P4 1 Cup		Jacopo SEBASTIANI		Dallara F312			
IDEAL LAP TIME : 1:02.644		BEST LAP TIME : 1:02.718		DIFFERENCE : 0.074			
LAP	SECTOR 1	SECTOR 2	SECTOR 3	LAP TIME	MPH	DIFF	TIME OF DAY

Weather / Track : Cloudy / Dry

Donington Park National  
 Circuit Length = 1.9790 miles  
 Start: 11:08 Flag 11:24 End: 11:25

# F3 Cup Championship

## RACE 10 - SECTOR ANALYSIS



SECTOR 1 = FL to I1, SECTOR 2 = I1 to I2, SECTOR 3 = I2 to FL, DIFF = Difference To Personal Best Lap, P = Crossed Finish Line in Pit Lane, D = Time Disallowed

LAP	SECTOR 1	SECTOR 2	SECTOR 3	LAP TIME	MPH	DIFF	TIME OF DAY
1 -		34.899	12.145	1:11.681	99.39	8.963	11:09:21.076
2 -	19.192	33.259	11.659	1:04.110	111.13	1.392	11:10:25.186
3 -	18.843	33.880	12.132	1:04.855	109.85	2.137	11:11:30.041
4 -	19.338	32.771	11.733	1:03.842	111.59	1.124	11:12:33.883
5 -	18.912	34.465	11.625	1:05.002	109.60	2.284	11:13:38.885
6 -	18.847	33.031	11.630	1:03.508	112.18	0.790	11:14:42.393
7 -	18.815	33.006	11.656	1:03.477	112.23	0.759	11:15:45.870
8 -	18.827	32.795	<b>11.421</b>	1:03.043	113.01	0.325	11:16:48.913
9 -	<b>18.690</b>	<b>32.533</b>	11.495	<b>1:02.718 (1)</b>	<b>113.59</b>		<b>11:17:51.631</b>
10 -	18.751	32.599	11.476	1:02.826 (2)	113.40	0.108	11:18:54.457
11 -	18.832	32.537	11.657	1:03.026	113.04	0.308	11:19:57.483
12 -	18.744	32.721	11.447	1:02.912	113.24	0.194	11:21:00.395
13 -	18.719	32.759	11.488	1:02.966	113.15	0.248	11:22:03.361
14 -	18.762	32.765	11.494	1:03.021	113.05	0.303	11:23:06.382
15 -	18.823	32.539	11.494	1:02.856 (3)	113.34	0.138	11:24:09.238

P5 6 Cup George LINE			Dallara F308				
IDEAL LAP TIME : 1:03.748		BEST LAP TIME : 1:03.903		DIFFERENCE : 0.155			
LAP	SECTOR 1	SECTOR 2	SECTOR 3	LAP TIME	MPH	DIFF	TIME OF DAY
1 -		35.038	12.395	1:12.667	98.04	8.764	11:09:22.062
2 -	19.358	34.054	11.875	1:05.287	109.12	1.384	11:10:27.349
3 -	19.160	33.928	11.763	1:04.851	109.86	0.948	11:11:32.200
4 -	19.152	33.835	11.771	1:04.758	110.01	0.855	11:12:36.958
5 -	19.011	33.706	11.642	1:04.359	110.70	0.456	11:13:41.317
6 -	19.032	33.702	11.715	1:04.449	110.54	0.546	11:14:45.766
7 -	19.304	33.653	11.690	1:04.647	110.20	0.744	11:15:50.413
8 -	18.982	33.621	11.745	1:04.348	110.72	0.445	11:16:54.761
9 -	19.003	33.576	11.632	1:04.211 (3)	110.95	0.308	11:17:58.972
10 -	18.961	33.673	11.660	1:04.294	110.81	0.391	11:19:03.266
11 -	18.991	33.626	<b>11.615</b>	1:04.232	110.92	0.329	11:20:07.498
12 -	<b>18.837</b>	33.427	11.639	<b>1:03.903 (1)</b>	<b>111.49</b>		<b>11:21:11.401</b>
13 -	18.882	33.702	11.776	1:04.360	110.69	0.457	11:22:15.761
14 -	18.912	<b>33.296</b>	11.789	1:03.997 (2)	111.32	0.094	11:23:19.758
15 -	19.093	34.529	11.987	1:05.609	108.59	1.706	11:24:25.367

P6 17 Cup Patrick JEANS			Dallara F312				
IDEAL LAP TIME : 1:04.162		BEST LAP TIME : 1:04.467		DIFFERENCE : 0.305			
LAP	SECTOR 1	SECTOR 2	SECTOR 3	LAP TIME	MPH	DIFF	TIME OF DAY
1 -		36.720	12.200	1:15.046	94.93	10.579	11:09:24.441
2 -	20.138	35.269	12.059	1:07.466	105.60	2.999	11:10:31.907
3 -	19.329	34.613	12.113	1:06.055	107.85	1.588	11:11:37.962
4 -	19.359	41.109	13.469	1:13.937	96.36	9.470	11:12:51.899
5 -	20.230	35.054	12.472	1:07.756	105.15	3.289	11:13:59.655
6 -	19.860	34.236	12.199	1:06.295	107.46	1.828	11:15:05.950
7 -	19.548	34.364	12.193	1:06.105	107.77	1.638	11:16:12.055
8 -	19.375	33.786	12.030	1:05.191	109.28	0.724	11:17:17.246
9 -	19.310	34.249	12.021	1:05.580	108.64	1.113	11:18:22.826
10 -	19.369	33.622	11.879	1:04.870	109.82	0.403	11:19:27.696
11 -	19.373	<b>33.200</b>	11.894	<b>1:04.467 (1)</b>	<b>110.51</b>		<b>11:20:32.163</b>
12 -	19.333	33.429	11.930	1:04.692 (3)	110.13	0.225	11:21:36.855
13 -	19.408	33.387	<b>11.868</b>	1:04.663 (2)	110.18	0.196	11:22:41.518
14 -	<b>19.094</b>	34.072	11.977	1:05.143	109.36	0.676	11:23:46.661
15 -	19.435	33.948	12.161	1:05.544	108.70	1.077	11:24:52.205

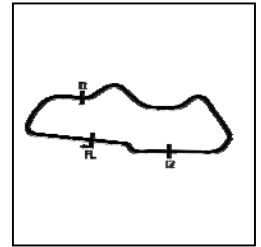
P7 7 Cup Phillip JEANS			Dallara F312				
IDEAL LAP TIME : 1:05.499		BEST LAP TIME : 1:05.661		DIFFERENCE : 0.162			
LAP	SECTOR 1	SECTOR 2	SECTOR 3	LAP TIME	MPH	DIFF	TIME OF DAY
1 -		37.824	12.943	1:17.544	91.87	11.883	11:09:26.939
2 -	20.081	36.061	12.808	1:08.950	103.33	3.289	11:10:35.889
3 -	20.026	36.403	12.486	1:08.915	103.38	3.254	11:11:44.804
4 -	19.972	35.388	12.808	1:08.168	104.51	2.507	11:12:52.972
5 -	19.705	35.556	12.713	1:07.974	104.81	2.313	11:14:00.946

Weather / Track : Cloudy / Dry

Donington Park National  
Circuit Length = 1.9790 miles  
Start: 11:08 Flag 11:24 End: 11:25

# F3 Cup Championship

## RACE 10 - SECTOR ANALYSIS



SECTOR 1 = FL to I1, SECTOR 2 = I1 to I2, SECTOR 3 = I2 to FL, DIFF = Difference To Personal Best Lap, P = Crossed Finish Line in Pit Lane, D = Time Disallowed

6 -	19.751	34.783	12.397	1:06.931	106.44	1.270	11:15:07.877
7 -	19.478	35.116	12.442	1:07.036	106.28	1.375	11:16:14.913
8 -	19.542	34.781	12.205	1:06.528	107.09	0.867	11:17:21.441
9 -	19.324	<b>34.410</b>	12.198	1:05.932 (3)	108.06	0.271	11:18:27.373
10 -	19.425	34.967	12.133	1:06.525	107.09	0.864	11:19:33.898
11 -	19.312	34.783	12.138	1:06.233	107.56	0.572	11:20:40.131
12 -	19.226	34.504	12.152	1:05.882 (2)	108.14	0.221	11:21:46.013
<b>13 -</b>	<b>19.211</b>	34.572	<b>11.878</b>	<b>1:05.661 (1)</b>	<b>108.50</b>		<b>11:22:51.674</b>
14 -	19.474	35.143	11.970	1:06.587	106.99	0.926	11:23:58.261
15 -	19.379	34.701	12.197	1:06.277	107.49	0.616	11:25:04.538

<b>P8</b>	<b>77 Cup</b>	<b>Roberto TIRONE</b>	<b>Dallara F308</b>				
IDEAL LAP TIME : 1:05.526		BEST LAP TIME : 1:05.595	DIFFERENCE : 0.069				

LAP	SECTOR 1	SECTOR 2	SECTOR 3	LAP TIME	MPH	DIFF	TIME OF DAY
1 -		37.513	12.946	1:18.040	91.29	12.445	11:09:27.435
2 -	20.129	36.124	12.494	1:08.747	103.63	3.152	11:10:36.182
3 -	19.960	37.015	12.500	1:09.475	102.54	3.880	11:11:45.657
4 -	19.560	35.750	12.585	1:07.895	104.93	2.300	11:12:53.552
5 -	19.524	35.591	12.563	1:07.678	105.27	2.083	11:14:01.230
6 -	19.703	35.260	12.237	1:07.200	106.02	1.605	11:15:08.430
7 -	19.640	36.649	12.237	1:08.526	103.96	2.931	11:16:16.956
8 -	19.514	34.557	12.017	1:06.088	107.80	0.493	11:17:23.044
<b>9 -</b>	<b>19.334</b>	<b>34.304</b>	<b>11.957</b>	<b>1:05.595 (1)</b>	<b>108.61</b>		<b>11:18:28.639</b>
10 -	19.490	34.468	12.149	1:06.107	107.77	0.512	11:19:34.746
11 -	19.296	34.484	12.124	1:05.904	108.10	0.309	11:20:40.650
12 -	19.374	34.388	11.992	1:05.754 (2)	108.35	0.159	11:21:46.404
13 -	19.399	34.426	12.033	1:05.858 (3)	108.18	0.263	11:22:52.262
14 -	19.271	35.303	12.399	1:06.973	106.38	1.378	11:23:59.235
15 -	<b>19.265</b>	34.730	12.047	1:06.042	107.88	0.447	11:25:05.277

<b>P9</b>	<b>8 Cup</b>	<b>Tony BISHOP</b>	<b>Dallara F311</b>				
IDEAL LAP TIME : 1:03.719		BEST LAP TIME : 1:03.972	DIFFERENCE : 0.253				

LAP	SECTOR 1	SECTOR 2	SECTOR 3	LAP TIME	MPH	DIFF	TIME OF DAY
1 -		35.229	12.387	1:13.054	97.52	9.082	11:09:22.449
2 -	19.192	34.150	12.143	1:05.485	108.79	1.513	11:10:27.934
3 -	18.962	33.922	11.778	1:04.662	110.18	0.690	11:11:32.596
4 -	18.968	33.800	12.584	1:05.352	109.01	1.380	11:12:37.948
<b>5 -</b>	<b>19.066</b>	<b>33.267</b>	11.639	<b>1:03.972 (1)</b>	<b>111.37</b>		<b>11:13:41.920</b>
6 -	18.880	33.645	11.619	1:04.144	111.07	0.172	11:14:46.064
7 -	19.413	33.718	11.724	1:04.855	109.85	0.883	11:15:50.919
8 -	18.928	33.340	12.027	1:04.295	110.81	0.323	11:16:55.214
9 -	18.961	33.560	11.663	1:04.184	111.00	0.212	11:17:59.398
10 -	18.914	33.727	11.621	1:04.262	110.86	0.290	11:19:03.660
11 -	<b>18.859</b>	33.970	<b>11.593</b>	1:04.422	110.59	0.450	11:20:08.082
12 -	19.116	33.356	11.606	1:04.078 (3)	111.18	0.106	11:21:12.160
13 -	18.875	33.289	11.875	1:04.039 (2)	111.25	0.067	11:22:16.199

<b>P10</b>	<b>19 Cup</b>	<b>Cian CAREY</b>	<b>Dallara F308</b>				
IDEAL LAP TIME : 1:05.065		BEST LAP TIME : 1:05.113	DIFFERENCE : 0.048				

LAP	SECTOR 1	SECTOR 2	SECTOR 3	LAP TIME	MPH	DIFF	TIME OF DAY
1 -		36.713	12.355	1:14.709	95.36	9.596	11:09:24.104
2 -	20.369	34.948	11.974	1:07.291	105.87	2.178	11:10:31.395
3 -	<b>19.441</b>	34.330	11.945	1:05.716 (3)	108.41	0.603	11:11:37.111
4 -	19.455	33.992	<b>11.943</b>	1:05.390 (2)	108.95	0.277	11:12:42.501
<b>5 -</b>	<b>19.450</b>	<b>33.681</b>	11.982	<b>1:05.113 (1)</b>	<b>109.41</b>		<b>11:13:47.614</b>
6 -	19.465	34.067	IN PIT	1:09.461 P	102.57	4.348	11:14:57.075

Weather / Track : Cloudy / Dry

Donington Park National  
 Circuit Length = 1.9790 miles  
 Start: 11:08 Flag 11:24 End: 11:25

**F3 Cup Championship**  
**RACE 14 - GRID (20 minutes)**

ROW 6	11	<b>21</b> James SIMONS	
			10
ROW 5	9	<b>8</b> Tony BISHOP	<b>19</b> Cian CAREY
			8
ROW 4	7	<b>7</b> Phillip JEANS	<b>77</b> Roberto TIRONE
			6
ROW 3	5	<b>6</b> George LINE	<b>17</b> Patrick JEANS
			4
ROW 2	3	<b>11</b> Shane KELLY	<b>1</b> Jacopo SEBASTIANI
			2
ROW 1	1	<b>9</b> Stephen DALY	<b>5</b> Stuart WILTSHIRE
		<b>Pole</b>	

Donington Park National  
 Circuit Length = 1.9790 miles

These results are provisional until the conclusion of any judicial and technical matters.

Clerk Of Course :		Timekeeper :	
-------------------	--	--------------	--

Results can be found at [www.tsl-timing.com](http://www.tsl-timing.com)

Printed - 11:28 Sunday, 22 April 2018



## F3 Cup Championship

### RACE 14 - CLASSIFICATION

POS	NO	CL	PIC NAME	ENTRY	LAPS	TIME	GAP	DIFF	MPH	BEST	ON
1	11	Cup	1 Shane KELLY	Dallara F308	19	20:12.329			111.54	1:02.862	10
2	5	Cup	2 Stuart WILTSHIRE	Dallara F308	19	20:14.028	1.699	1.699	111.39	1:02.790	18
3	19	Cup	3 Cian CAREY	Dallara F308	19	20:14.376	2.047	0.348	111.35	1:02.494	9
4	1	Cup	4 Jacopo SEBASTIANI	Dallara F312	19	20:16.331	4.002	1.955	111.17	1:02.581	13
5	9	Cup	5 Stephen DALY	Dallara F308	19	20:24.386	12.057	8.055	110.44	1:02.320	15
6	6	Cup	6 George LINE	Dallara F308	19	20:25.853	13.524	1.467	110.31	1:03.577	14
7	8	Cup	7 Tony BISHOP	Dallara F311	19	20:39.986	27.657	14.133	109.05	1:03.558	11
8	17	Cup	8 Patrick JEANS	Dallara F312	19	20:45.581	33.252	5.595	108.56	1:03.979	18
9	77	Cup	9 Roberto TIRONE	Dallara F308	19	21:09.319	56.990	23.738	106.53	1:05.573	16
10	7	Cup	10 Phillip JEANS	Dallara F312	19	21:09.998	57.669	0.679	106.48	1:04.985	16
FASTEST LAP											
	9	Cup	Stephen DALY	Dallara F308	15	1:02.320		114.32 mph		183.98 kph	

Weather / Track : Bright / Dry

These results are provisional until the conclusion of any judicial and technical matters.

Donington Park National  
 Circuit Length = 1.9790 miles  
 Start: 16:02 Flag 16:23 End: 16:24

Clerk Of Course :

Timekeeper :

Results can be found at [www.tsl-timing.com](http://www.tsl-timing.com)

Printed - 16:24 Sunday, 22 April 2018



# F3 Cup Championship

## RACE 14 - BEST SECTORS

SECTOR 1			SECTOR 2			SECTOR 3			IDEAL / BEST COMPARISON						
POS	NO	NAME	TIME	NO	NAME	TIME	NO	NAME	TIME	POS	NO	NAME	IDEAL	BEST	DIFF
													<b>PERFECT LAP</b>	<b>1:02.007</b>	
1	9	DALY	18.424	19	CAREY	32.403	19	CAREY	11.180	1	9	DALY	1:02.152	1:02.320	0.168
2	19	CAREY	18.640	1	SEBASTIANI	32.452	9	DALY	11.200	2	19	CAREY	1:02.223	1:02.494	0.271
3	1	SEBASTIANI	18.641	9	DALY	32.528	1	SEBASTIANI	11.224	3	1	SEBASTIANI	1:02.317	1:02.581	0.264
4	5	WILTSHIRE	18.649	5	WILTSHIRE	32.816	5	WILTSHIRE	11.232	4	5	WILTSHIRE	1:02.697	1:02.790	0.093
5	11	KELLY	18.650	11	KELLY	32.872	11	KELLY	11.300	5	11	KELLY	1:02.822	1:02.862	0.040
6	6	LINE	18.667	8	BISHOP	33.164	6	LINE	11.434	6	8	BISHOP	1:03.368	1:03.558	0.190
7	8	BISHOP	18.723	6	LINE	33.326	8	BISHOP	11.481	7	6	LINE	1:03.427	1:03.577	0.150
8	17	JEANS	18.841	17	JEANS	33.416	17	JEANS	11.693	8	17	JEANS	1:03.950	1:03.979	0.029
9	7	JEANS	19.057	7	JEANS	33.945	77	TIRONE	11.767	9	7	JEANS	1:04.822	1:04.985	0.163
10	77	TIRONE	19.161	77	TIRONE	34.453	7	JEANS	11.820	10	77	TIRONE	1:05.381	1:05.573	0.192

Weather / Track : Bright / Dry

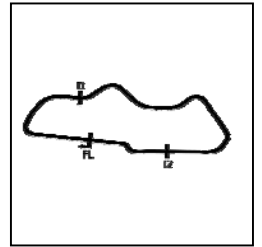
Results can be found at [www.tsl-timing.com](http://www.tsl-timing.com)

Donington Park National  
 Circuit Length = 1.9790 miles  
 Start: 16:02 Flag 16:23 End: 16:24

Printed - 16:26 Sunday, 22 April 2018

# F3 Cup Championship

## RACE 14 - SECTOR ANALYSIS



SECTOR 1 = FL to I1, SECTOR 2 = I1 to I2, SECTOR 3 = I2 to FL, DIFF = Difference To Personal Best Lap, P = Crossed Finish Line in Pit Lane, D = Time Disallowed

P1 11 Cup		Shane KELLY		Dallara F308			
IDEAL LAP TIME : 1:02.822		BEST LAP TIME : 1:02.862		DIFFERENCE : 0.040			
LAP	SECTOR 1	SECTOR 2	SECTOR 3	LAP TIME	MPH	DIFF	TIME OF DAY
1 -		34.672	12.398	1:11.540	99.58	8.678	16:04:01.417
2 -	19.451	33.552	11.772	1:04.775	109.99	1.913	16:05:06.192
3 -	18.913	33.518	11.656	1:04.087	111.17	1.225	16:06:10.279
4 -	18.905	33.337	11.573	1:03.815	111.64	0.953	16:07:14.094
5 -	18.760	33.263	11.441	1:03.464	112.26	0.602	16:08:17.558
6 -	18.936	33.169	11.367	1:03.472	112.24	0.610	16:09:21.030
7 -	18.789	33.146	11.382	1:03.317	112.52	0.455	16:10:24.347
8 -	18.742	33.089	11.436	1:03.267	112.61	0.405	16:11:27.614
9 -	18.811	33.093	11.371	1:03.275	112.59	0.413	16:12:30.889
10 -	18.690	<b>32.872</b>	<b>11.300</b>	<b>1:02.862 (1)</b>	<b>113.33</b>		<b>16:13:33.751</b>
11 -	18.658	32.941	11.378	1:02.977 (2)	113.13	0.115	16:14:36.728
12 -	18.680	33.249	11.452	1:03.381	112.40	0.519	16:15:40.109
13 -	<b>18.650</b>	33.052	11.422	1:03.124	112.86	0.262	16:16:43.233
14 -	18.655	32.961	11.420	1:03.036 (3)	113.02	0.174	16:17:46.269
15 -	18.714	33.112	11.387	1:03.213	112.70	0.351	16:18:49.482
16 -	18.747	33.154	11.358	1:03.259	112.62	0.397	16:19:52.741
17 -	18.780	33.101	11.387	1:03.268	112.61	0.406	16:20:56.009
18 -	18.733	33.006	11.413	1:03.152	112.81	0.290	16:21:59.161
19 -	18.805	32.890	11.350	1:03.045	113.00	0.183	16:23:02.206

P2 5 Cup		Stuart WILTSHIRE		Dallara F308			
IDEAL LAP TIME : 1:02.697		BEST LAP TIME : 1:02.790		DIFFERENCE : 0.093			
LAP	SECTOR 1	SECTOR 2	SECTOR 3	LAP TIME	MPH	DIFF	TIME OF DAY
1 -		34.793	12.530	1:11.651	99.43	8.861	16:04:01.528
2 -	19.713	33.835	11.752	1:05.300	109.10	2.510	16:05:06.828
3 -	19.150	33.253	11.716	1:04.119	111.11	1.329	16:06:10.947
4 -	18.813	33.254	11.438	1:03.505	112.19	0.715	16:07:14.452
5 -	18.781	33.329	11.476	1:03.586	112.04	0.796	16:08:18.038
6 -	18.888	33.224	11.379	1:03.491	112.21	0.701	16:09:21.529
7 -	19.083	33.022	11.396	1:03.501	112.19	0.711	16:10:25.030
8 -	18.740	33.087	11.471	1:03.298	112.55	0.508	16:11:28.328
9 -	18.841	32.936	11.354	1:03.131	112.85	0.341	16:12:31.459
10 -	18.692	32.988	11.419	1:03.099	112.91	0.309	16:13:34.558
11 -	18.801	33.189	11.464	1:03.454	112.28	0.664	16:14:38.012
12 -	18.651	33.602	11.464	1:03.717	111.81	0.927	16:15:41.729
13 -	18.996	<b>32.816</b>	11.478	1:03.290	112.57	0.500	16:16:45.019
14 -	19.094	32.925	11.396	1:03.415	112.34	0.625	16:17:48.434
15 -	18.678	33.020	<b>11.232</b>	1:02.930 (2)	113.21	0.140	16:18:51.364
16 -	<b>18.649</b>	33.041	11.328	1:03.018 (3)	113.05	0.228	16:19:54.382
17 -	18.738	33.410	11.329	1:03.477	112.23	0.687	16:20:57.859
18 -	18.698	32.817	11.275	<b>1:02.790 (1)</b>	<b>113.46</b>		<b>16:22:00.649</b>
19 -	18.865	33.015	11.376	1:03.256	112.63	0.466	16:23:03.905

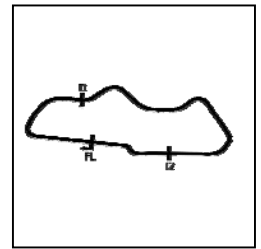
P3 19 Cup		Cian CAREY		Dallara F308			
IDEAL LAP TIME : 1:02.223		BEST LAP TIME : 1:02.494		DIFFERENCE : 0.271			
LAP	SECTOR 1	SECTOR 2	SECTOR 3	LAP TIME	MPH	DIFF	TIME OF DAY
1 -		35.190	12.527	1:13.278	97.22	10.784	16:04:03.155
2 -	19.217	34.159	12.085	1:05.461	108.83	2.967	16:05:08.616
3 -	18.905	32.965	12.306	1:04.176	111.01	1.682	16:06:12.792
4 -	19.373	33.586	11.673	1:04.632	110.23	2.138	16:07:17.424
5 -	18.791	33.055	11.570	1:03.416	112.34	0.922	16:08:20.840
6 -	18.867	32.879	11.516	1:03.262	112.62	0.768	16:09:24.102
7 -	18.736	32.848	11.571	1:03.155	112.81	0.661	16:10:27.257
8 -	18.704	32.790	11.373	1:02.867	113.32	0.373	16:11:30.124
9 -	18.700	<b>32.403</b>	11.391	<b>1:02.494 (1)</b>	<b>114.00</b>		<b>16:12:32.618</b>
10 -	18.678	32.527	11.530	1:02.735 (3)	113.56	0.241	16:13:35.353
11 -	18.730	33.304	11.305	1:03.339	112.48	0.845	16:14:38.692
12 -	18.795	33.929	11.371	1:04.095	111.15	1.601	16:15:42.787

Weather / Track : Bright / Dry

Donington Park National  
Circuit Length = 1.9790 miles  
Start: 16:02 Flag 16:23 End: 16:24

# F3 Cup Championship

## RACE 14 - SECTOR ANALYSIS



SECTOR 1 = FL to I1, SECTOR 2 = I1 to I2, SECTOR 3 = I2 to FL, DIFF = Difference To Personal Best Lap, P = Crossed Finish Line in Pit Lane, D = Time Disallowed

13 -	18.756	33.088	11.389	1:03.233	112.67	0.739	16:16:46.020
14 -	18.661	32.871	11.254	1:02.786	113.47	0.292	16:17:48.806
15 -	18.878	32.719	11.350	1:02.947	113.18	0.453	16:18:51.753
16 -	18.660	33.274	11.269	1:03.203	112.72	0.709	16:19:54.956
17 -	18.738	33.328	<b>11.180</b>	1:03.246	112.64	0.752	16:20:58.202
18 -	<b>18.640</b>	33.099	11.619	1:03.358	112.45	0.864	16:22:01.560
19 -	18.724	32.634	11.335	1:02.693 (2)	113.64	0.199	16:23:04.253

P4 1 Cup		Jacopo SEBASTIANI		Dallara F312			
IDEAL LAP TIME : 1:02.317		BEST LAP TIME : 1:02.581		DIFFERENCE : 0.264			
LAP	SECTOR 1	SECTOR 2	SECTOR 3	LAP TIME	MPH	DIFF	TIME OF DAY
1 -		35.199	12.147	1:12.221	98.64	9.640	16:04:02.098
2 -	19.491	34.261	11.838	1:05.590	108.62	3.009	16:05:07.688
3 -	19.100	33.567	12.574	1:05.241	109.20	2.660	16:06:12.929
4 -	19.391	34.215	11.716	1:05.322	109.06	2.741	16:07:18.251
5 -	19.225	33.194	11.806	1:04.225	110.93	1.644	16:08:22.476
6 -	19.103	33.135	11.440	1:03.678	111.88	1.097	16:09:26.154
7 -	<b>18.641</b>	32.797	11.629	1:03.067	112.96	0.486	16:10:29.221
8 -	18.761	32.806	11.611	1:03.178	112.77	0.597	16:11:32.399
9 -	18.896	33.172	11.653	1:03.721	111.80	1.140	16:12:36.120
10 -	18.788	32.620	11.520	1:02.928	113.21	0.347	16:13:39.048
11 -	18.695	32.591	11.496	1:02.782	113.48	0.201	16:14:41.830
12 -	18.713	32.815	11.396	1:02.924	113.22	0.343	16:15:44.754
13 -	18.711	<b>32.452</b>	11.418	<b>1:02.581 (1)</b>	<b>113.84</b>		<b>16:16:47.335</b>
14 -	18.713	32.476	11.498	1:02.687 (2)	113.65	0.106	16:17:50.022
15 -	18.723	33.856	11.731	1:04.310	110.78	1.729	16:18:54.332
16 -	19.000	33.154	11.475	1:03.629	111.97	1.048	16:19:57.961
17 -	18.709	32.784	11.292	1:02.785	113.47	0.204	16:21:00.746
18 -	18.741	32.738	<b>11.224</b>	1:02.703 (3)	113.62	0.122	16:22:03.449
19 -	18.709	32.624	11.426	1:02.759	113.52	0.178	16:23:06.208

P5 9 Cup		Stephen DALY		Dallara F308			
IDEAL LAP TIME : 1:02.152		BEST LAP TIME : 1:02.320		DIFFERENCE : 0.168			
LAP	SECTOR 1	SECTOR 2	SECTOR 3	LAP TIME	MPH	DIFF	TIME OF DAY
1 -		35.091	12.131	1:11.774	99.26	9.454	16:04:01.651
2 -	19.753	33.852	12.095	1:05.700	108.44	3.380	16:05:07.351
3 -	18.723	33.453	11.680	1:03.856	111.57	1.536	16:06:11.207
4 -	18.789	33.451	11.479	1:03.719	111.81	1.399	16:07:14.926
5 -	18.732	33.132	11.738	1:03.602	112.01	1.282	16:08:18.528
6 -	18.714	33.204	11.468	1:03.386	112.40	1.066	16:09:21.914
7 -	18.783	33.325	11.383	1:03.491	112.21	1.171	16:10:25.405
8 -	18.642	33.287	11.343	1:03.272	112.60	0.952	16:11:28.677
9 -	18.670	32.954	11.472	1:03.096	112.91	0.776	16:12:31.773
10 -	18.713	32.866	11.854	1:03.433	112.31	1.113	16:13:35.206
11 -	18.733	32.997	11.399	1:03.129	112.85	0.809	16:14:38.335
12 -	18.803	47.149	11.747	1:17.699	91.69	15.379	16:15:56.034
13 -	18.815	32.629	11.224	1:02.668	113.68	0.348	16:16:58.702
14 -	18.552	<b>32.528</b>	11.331	1:02.411 (2)	114.15	0.091	16:18:01.113
15 -	18.521	32.544	11.255	<b>1:02.320 (1)</b>	<b>114.32</b>		<b>16:19:03.433</b>
16 -	18.684	32.591	<b>11.200</b>	1:02.475 (3)	114.03	0.155	16:20:05.908
17 -	18.471	32.953	11.277	1:02.701	113.62	0.381	16:21:08.609
18 -	<b>18.424</b>	32.794	11.660	1:02.878	113.30	0.558	16:22:11.487
19 -	18.695	32.826	11.255	1:02.776	113.49	0.456	16:23:14.263

P6 6 Cup		George LINE		Dallara F308			
IDEAL LAP TIME : 1:03.427		BEST LAP TIME : 1:03.577		DIFFERENCE : 0.150			
LAP	SECTOR 1	SECTOR 2	SECTOR 3	LAP TIME	MPH	DIFF	TIME OF DAY
1 -		35.332	12.089	1:12.625	98.10	9.048	16:04:02.502
2 -	19.337	34.611	12.393	1:06.341	107.39	2.764	16:05:08.843
3 -	19.320	34.064	11.872	1:05.256	109.17	1.679	16:06:14.099
4 -	19.103	33.636	11.822	1:04.561	110.35	0.984	16:07:18.660
5 -	19.134	33.536	11.756	1:04.426	110.58	0.849	16:08:23.086

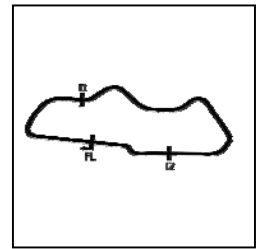
Weather / Track : Bright / Dry

Donington Park National  
Circuit Length = 1.9790 miles  
Start: 16:02 Flag 16:23 End: 16:24



# F3 Cup Championship

## RACE 14 - SECTOR ANALYSIS



SECTOR 1 = FL to I1, SECTOR 2 = I1 to I2, SECTOR 3 = I2 to FL, DIFF = Difference To Personal Best Lap, P = Crossed Finish Line in Pit Lane, D = Time Disallowed

6 -	18.838	33.612	11.508	1:03.958	111.39	0.381	16:09:27.044
7 -	18.787	33.395	11.621	1:03.803	111.66	0.226	16:10:30.847
8 -	18.861	33.350	11.573	1:03.784	111.69	0.207	16:11:34.631
9 -	18.834	33.388	11.636	1:03.858	111.57	0.281	16:12:38.489
10 -	18.743	<b>33.326</b>	11.567	1:03.636	111.95	0.059	16:13:42.125
11 -	<b>18.667</b>	33.504	11.493	1:03.664	111.91	0.087	16:14:45.789
12 -	18.721	33.464	11.460	1:03.645	111.94	0.068	16:15:49.434
13 -	18.757	33.412	<b>11.434</b>	1:03.603 (3)	112.01	0.026	16:16:53.037
14 -	18.704	33.358	11.515	<b>1:03.577 (1)</b>	<b>112.06</b>		<b>16:17:56.614</b>
15 -	18.746	33.421	11.634	1:03.801	111.66	0.224	16:19:00.415
16 -	18.763	33.407	11.443	1:03.613	111.99	0.036	16:20:04.028
17 -	18.760	33.388	11.441	1:03.589 (2)	112.04	0.012	16:21:07.617
18 -	18.675	33.329	11.721	1:03.725	111.80	0.148	16:22:11.342
19 -	19.094	33.434	11.860	1:04.388	110.65	0.811	16:23:15.730

<b>P7</b>	<b>8 Cup</b>	<b>Tony BISHOP</b>	<b>Dallara F311</b>				
IDEAL LAP TIME : 1:03.368		BEST LAP TIME : 1:03.558		DIFFERENCE : 0.190			

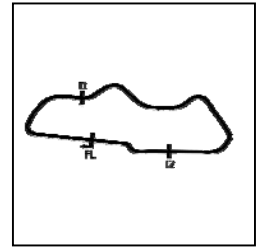
LAP	SECTOR 1	SECTOR 2	SECTOR 3	LAP TIME	MPH	DIFF	TIME OF DAY
1 -		36.058	12.296	1:13.775	96.57	10.217	16:04:03.652
2 -	19.094	34.138	12.327	1:05.559	108.67	2.001	16:05:09.211
3 -	19.180	34.061	12.311	1:05.552	108.68	1.994	16:06:14.763
4 -	19.101	33.419	11.866	1:04.386	110.65	0.828	16:07:19.149
5 -	19.128	33.782	11.737	1:04.647	110.20	1.089	16:08:23.796
6 -	19.118	33.208	11.685	1:04.011	111.30	0.453	16:09:27.807
7 -	19.082	33.189	11.588	1:03.859	111.56	0.301	16:10:31.666
8 -	18.997	33.298	11.554	1:03.849	111.58	0.291	16:11:35.515
9 -	18.883	33.281	11.502	1:03.666	111.90	0.108	16:12:39.181
10 -	18.946	<b>33.164</b>	11.610	1:03.720	111.81	0.162	16:13:42.901
11 -	18.794	33.208	11.556	<b>1:03.558 (1)</b>	<b>112.09</b>		<b>16:14:46.459</b>
12 -	18.763	33.459	11.633	1:03.855	111.57	0.297	16:15:50.314
13 -	18.758	33.346	11.500	1:03.604 (3)	112.01	0.046	16:16:53.918
14 -	18.827	33.337	11.547	1:03.711	111.82	0.153	16:17:57.629
15 -	18.793	33.196	11.622	1:03.611	112.00	0.053	16:19:01.240
16 -	18.750	33.381	<b>11.481</b>	1:03.612	112.00	0.054	16:20:04.852
17 -	<b>18.723</b>	33.325	11.532	1:03.580 (2)	112.05	0.022	16:21:08.432
18 -	19.297	33.290	11.599	1:04.186	110.99	0.628	16:22:12.618
19 -	18.928	45.014	13.303	1:17.245	92.23	13.687	16:23:29.863

<b>P8</b>	<b>17 Cup</b>	<b>Patrick JEANS</b>	<b>Dallara F312</b>				
IDEAL LAP TIME : 1:03.950		BEST LAP TIME : 1:03.979		DIFFERENCE : 0.029			

LAP	SECTOR 1	SECTOR 2	SECTOR 3	LAP TIME	MPH	DIFF	TIME OF DAY
1 -		37.291	12.057	1:15.145	94.81	11.166	16:04:05.022
2 -	19.408	34.369	12.196	1:05.973	107.99	1.994	16:05:10.995
3 -	19.451	34.287	12.023	1:05.761	108.34	1.782	16:06:16.756
4 -	19.220	34.408	11.982	1:05.610	108.59	1.631	16:07:22.366
5 -	19.391	33.750	11.924	1:05.065	109.50	1.086	16:08:27.431
6 -	19.261	34.171	11.770	1:05.202	109.27	1.223	16:09:32.633
7 -	19.219	34.158	11.805	1:05.182	109.30	1.203	16:10:37.815
8 -	19.230	34.454	11.936	1:05.620	108.57	1.641	16:11:43.435
9 -	19.261	34.756	11.888	1:05.905	108.10	1.926	16:12:49.340
10 -	19.183	33.939	11.772	1:04.894	109.78	0.915	16:13:54.234
11 -	19.057	34.153	11.943	1:05.153	109.35	1.174	16:14:59.387
12 -	<b>18.841</b>	33.627	11.874	1:04.342	110.73	0.363	16:16:03.729
13 -	18.939	33.684	11.977	1:04.600	110.28	0.621	16:17:08.329
14 -	19.157	34.061	11.931	1:05.149	109.35	1.170	16:18:13.478
15 -	19.010	33.935	11.862	1:04.807	109.93	0.828	16:19:18.285
16 -	19.019	33.740	11.811	1:04.570	110.33	0.591	16:20:22.855
17 -	18.964	33.647	<b>11.693</b>	1:04.304 (2)	110.79	0.325	16:21:27.159
18 -	18.858	<b>33.416</b>	11.705	<b>1:03.979 (1)</b>	<b>111.35</b>		<b>16:22:31.138</b>
19 -	18.891	33.595	11.834	1:04.320 (3)	110.76	0.341	16:23:35.458

# F3 Cup Championship

## RACE 14 - SECTOR ANALYSIS



SECTOR 1 = FL to I1, SECTOR 2 = I1 to I2, SECTOR 3 = I2 to FL, DIFF = Difference To Personal Best Lap, P = Crossed Finish Line in Pit Lane, D = Time Disallowed

P9		77 Cup		Roberto TIRONE		Dallara F308	
IDEAL LAP TIME : 1:05.381		BEST LAP TIME : 1:05.573		DIFFERENCE : 0.192			
LAP	SECTOR 1	SECTOR 2	SECTOR 3	LAP TIME	MPH	DIFF	TIME OF DAY
1 -		37.576	12.644	1:17.057	92.45	11.484	16:04:06.934
2 -	19.890	35.068	12.399	1:07.357	105.77	1.784	16:05:14.291
3 -	19.519	35.123	12.129	1:06.771	106.70	1.198	16:06:21.062
4 -	19.489	34.901	12.128	1:06.518	107.10	0.945	16:07:27.580
5 -	19.410	34.646	12.045	1:06.101	107.78	0.528	16:08:33.681
6 -	19.473	35.025	12.569	1:07.067	106.23	1.494	16:09:40.748
7 -	19.460	34.679	12.253	1:06.392	107.31	0.819	16:10:47.140
8 -	19.561	34.643	11.984	1:06.188	107.64	0.615	16:11:53.328
9 -	19.340	34.725	11.989	1:06.054	107.86	0.481	16:12:59.382
10 -	19.350	35.043	11.931	1:06.324	107.42	0.751	16:14:05.706
11 -	19.507	34.718	12.123	1:06.348	107.38	0.775	16:15:12.054
12 -	19.324	34.594	11.863	1:05.781	108.30	0.208	16:16:17.835
13 -	19.447	34.606	12.009	1:06.062	107.84	0.489	16:17:23.897
14 -	19.209	34.513	11.893	1:05.615 (2)	108.58	0.042	16:18:29.512
15 -	<b>19.161</b>	34.565	12.003	1:05.729 (3)	108.39	0.156	16:19:35.241
16 -	19.310	34.496	<b>11.767</b>	<b>1:05.573 (1)</b>	<b>108.65</b>		<b>16:20:40.814</b>
17 -	19.545	<b>34.453</b>	11.979	1:05.977	107.98	0.404	16:21:46.791
18 -	19.232	34.685	12.003	1:05.920	108.08	0.347	16:22:52.711
19 -	19.274	35.038	12.173	1:06.485	107.16	0.912	16:23:59.196

P10		7 Cup		Phillip JEANS		Dallara F312	
IDEAL LAP TIME : 1:04.822		BEST LAP TIME : 1:04.985		DIFFERENCE : 0.163			
LAP	SECTOR 1	SECTOR 2	SECTOR 3	LAP TIME	MPH	DIFF	TIME OF DAY
1 -		37.629	12.368	1:16.549	93.07	11.564	16:04:06.426
2 -	19.486	35.222	12.391	1:07.099	106.18	2.114	16:05:13.525
3 -	19.615	34.840	11.963	1:06.418	107.26	1.433	16:06:19.943
4 -	19.459	34.844	12.011	1:06.314	107.43	1.329	16:07:26.257
5 -	19.588	35.201	12.143	1:06.932	106.44	1.947	16:08:33.189
6 -	19.413	35.575	14.611	1:09.599	102.36	4.614	16:09:42.788
7 -	19.727	35.346	12.016	1:07.089	106.19	2.104	16:10:49.877
8 -	19.527	34.695	<b>11.820</b>	1:06.042	107.88	1.057	16:11:55.919
9 -	19.486	34.459	11.951	1:05.896	108.11	0.911	16:13:01.815
10 -	19.420	34.975	11.915	1:06.310	107.44	1.325	16:14:08.125
11 -	19.212	34.635	12.100	1:05.947	108.03	0.962	16:15:14.072
12 -	19.284	34.460	12.003	1:05.747	108.36	0.762	16:16:19.819
13 -	19.189	34.647	11.916	1:05.752	108.35	0.767	16:17:25.571
14 -	<b>19.057</b>	34.757	12.038	1:05.852	108.19	0.867	16:18:31.423
15 -	19.252	34.272	11.856	1:05.380 (2)	108.97	0.395	16:19:36.803
16 -	19.136	<b>33.945</b>	11.904	<b>1:04.985 (1)</b>	<b>109.63</b>		<b>16:20:41.788</b>
17 -	19.370	34.465	11.841	1:05.676 (3)	108.48	0.691	16:21:47.464
18 -	19.307	34.620	12.064	1:05.991	107.96	1.006	16:22:53.455
19 -	19.425	34.933	12.062	1:06.420	107.26	1.435	16:23:59.875

# F3 Cup Championship

## RACE 14 - LAP CHART

LAP 1 @ 16:04:01.417			LAP 2 @ 16:05:06.192			LAP 3 @ 16:06:10.279			LAP 4 @ 16:07:14.094			LAP 5 @ 16:08:17.558		
NO	BEHIND	LAP TIME	NO	BEHIND	LAP TIME	NO	BEHIND	LAP TIME	NO	BEHIND	LAP TIME	NO	BEHIND	LAP TIME
11		1:11.540	11		1:04.775	11		1:04.087	11		1:03.815	11		1:03.464
5	0.111	1:11.651	5	0.636	1:05.300	5	0.668	1:04.119	5	0.358	1:03.505	5	0.480	1:03.586
9	0.234	1:11.774	9	1.159	1:05.700	9	0.928	1:03.856	9	0.832	1:03.719	9	0.970	1:03.602
1	0.681	1:12.221	1	1.496	1:05.590	19	2.513	1:04.176	19	3.330	1:04.632	19	3.282	1:03.416
6	1.085	1:12.625	19	2.424	1:05.461	1	2.650	1:05.241	1	4.157	1:05.322	1	4.918	1:04.225
19	1.738	1:13.278	6	2.651	1:06.341	6	3.820	1:05.256	6	4.566	1:04.561	6	5.528	1:04.426
8	2.235	1:13.775	8	3.019	1:05.559	8	4.484	1:05.552	8	5.055	1:04.386	8	6.238	1:04.647
17	3.605	1:15.145	17	4.803	1:05.973	17	6.477	1:05.761	17	8.272	1:05.610	17	9.873	1:05.065
7	5.009	1:16.549	7	7.333	1:07.099	7	9.664	1:06.418	7	12.163	1:06.314	7	15.631	1:06.932
77	5.517	1:17.057	77	8.099	1:07.357	77	10.783	1:06.771	77	13.486	1:06.518	77	16.123	1:06.101

Weather / Track : Bright / Dry

Donington Park National  
 Circuit Length = 1.9790 miles  
 Start: 16:02 Flag 16:23 End: 16:24

# F3 Cup Championship

## RACE 14 - LAP CHART

LAP 6 @ 16:09:21.030			LAP 7 @ 16:10:24.347			LAP 8 @ 16:11:27.614			LAP 9 @ 16:12:30.889			LAP 10 @ 16:13:33.751		
NO	BEHIND	LAP TIME	NO	BEHIND	LAP TIME	NO	BEHIND	LAP TIME	NO	BEHIND	LAP TIME	NO	BEHIND	LAP TIME
11		1:03.472	11		1:03.317	11		1:03.267	11		1:03.275	11		1:02.862
5	0.499	1:03.491	5	0.683	1:03.501	5	0.714	1:03.298	5	0.570	1:03.131	5	0.807	1:03.099
9	0.884	1:03.386	9	1.058	1:03.491	9	1.063	1:03.272	9	0.884	1:03.096	9	1.455	1:03.433
19	3.072	1:03.262	19	2.910	1:03.155	19	2.510	1:02.867	19	1.729	1:02.494	19	1.602	1:02.735
1	5.124	1:03.678	1	4.874	1:03.067	1	4.785	1:03.178	1	5.231	1:03.721	1	5.297	1:02.928
6	6.014	1:03.958	6	6.500	1:03.803	6	7.017	1:03.784	6	7.600	1:03.858	6	8.374	1:03.636
8	6.777	1:04.011	8	7.319	1:03.859	8	7.901	1:03.849	8	8.292	1:03.666	8	9.150	1:03.720
17	11.603	1:05.202	17	13.468	1:05.182	17	15.821	1:05.620	17	18.451	1:05.905	17	20.483	1:04.894
77	19.718	1:07.067	77	22.793	1:06.392	77	25.714	1:06.188	77	28.493	1:06.054	77	31.955	1:06.324
7	21.758	1:09.599	7	25.530	1:07.089	7	28.305	1:06.042	7	30.926	1:05.896	7	34.374	1:06.310

Weather / Track : Bright / Dry

Donington Park National  
 Circuit Length = 1.9790 miles  
 Start: 16:02 Flag 16:23 End: 16:24

# F3 Cup Championship

## RACE 14 - LAP CHART

LAP 11 @ 16:14:36.728			LAP 12 @ 16:15:40.109			LAP 13 @ 16:16:43.233			LAP 14 @ 16:17:46.269			LAP 15 @ 16:18:49.482		
NO	BEHIND	LAP TIME	NO	BEHIND	LAP TIME	NO	BEHIND	LAP TIME	NO	BEHIND	LAP TIME	NO	BEHIND	LAP TIME
11		1:02.977	11		1:03.381	11		1:03.124	11		1:03.036	11		1:03.213
5	1.284	1:03.454	5	1.620	1:03.717	5	1.786	1:03.290	5	2.165	1:03.415	5	1.882	1:02.930
9	1.607	1:03.129	19	2.678	1:04.095	19	2.787	1:03.233	19	2.537	1:02.786	19	2.271	1:02.947
19	1.964	1:03.339	1	4.645	1:02.924	1	4.102	1:02.581	1	3.753	1:02.687	1	4.850	1:04.310
1	5.102	1:02.782	6	9.325	1:03.645	6	9.804	1:03.603	6	10.345	1:03.577	6	10.933	1:03.801
6	9.061	1:03.664	8	10.205	1:03.855	8	10.685	1:03.604	8	11.360	1:03.711	8	11.758	1:03.611
8	9.731	1:03.558	9	15.925	1:17.699	9	15.469	1:02.668	9	14.844	1:02.411	9	13.951	1:02.320
17	22.659	1:05.153	17	23.620	1:04.342	17	25.096	1:04.600	17	27.209	1:05.149	17	28.803	1:04.807
77	35.326	1:06.348	77	37.726	1:05.781	77	40.664	1:06.062	77	43.243	1:05.615	77	45.759	1:05.729
7	37.344	1:05.947	7	39.710	1:05.747	7	42.338	1:05.752	7	45.154	1:05.852	7	47.321	1:05.380

Weather / Track : Bright / Dry

Donington Park National  
 Circuit Length = 1.9790 miles  
 Start: 16:02 Flag 16:23 End: 16:24

# F3 Cup Championship

## RACE 14 - LAP CHART

LAP 16 @ 16:19:52.741			LAP 17 @ 16:20:56.009			LAP 18 @ 16:21:59.161			LAP 19 @ 16:23:02.206		
NO	BEHIND	LAP TIME	NO	BEHIND	LAP TIME	NO	BEHIND	LAP TIME	NO	BEHIND	LAP TIME
11		1:03.259	11		1:03.268	11		1:03.152	11		1:03.045
5	1.641	1:03.018	5	1.850	1:03.477	5	1.488	1:02.790	5	1.699	1:03.256
19	2.215	1:03.203	19	2.193	1:03.246	19	2.399	1:03.358	19	2.047	1:02.693
1	5.220	1:03.629	1	4.737	1:02.785	1	4.288	1:02.703	1	4.002	1:02.759
6	11.287	1:03.613	6	11.608	1:03.589	6	12.181	1:03.725	9	12.057	1:02.776
8	12.111	1:03.612	8	12.423	1:03.580	9	12.326	1:02.878	6	13.524	1:04.388
9	13.167	1:02.475	9	12.600	1:02.701	8	13.457	1:04.186	8	27.657	1:17.245
17	30.114	1:04.570	17	31.150	1:04.304	17	31.977	1:03.979	17	33.252	1:04.320
77	48.073	1:05.573	77	50.782	1:05.977	77	53.550	1:05.920	77	56.990	1:06.485
7	49.047	1:04.985	7	51.455	1:05.676	7	54.294	1:05.991	7	57.669	1:06.420

Weather / Track : Bright / Dry

Results can be found at [www.tsl-timing.com](http://www.tsl-timing.com)

Page 4 of 4

Donington Park National  
 Circuit Length = 1.9790 miles  
 Start: 16:02 Flag 16:23 End: 16:24

Printed - 16:26 Sunday, 22 April 2018