



F3 Cup Championship

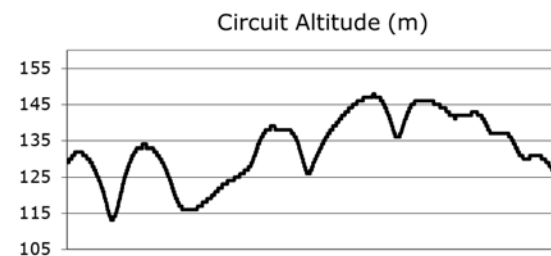
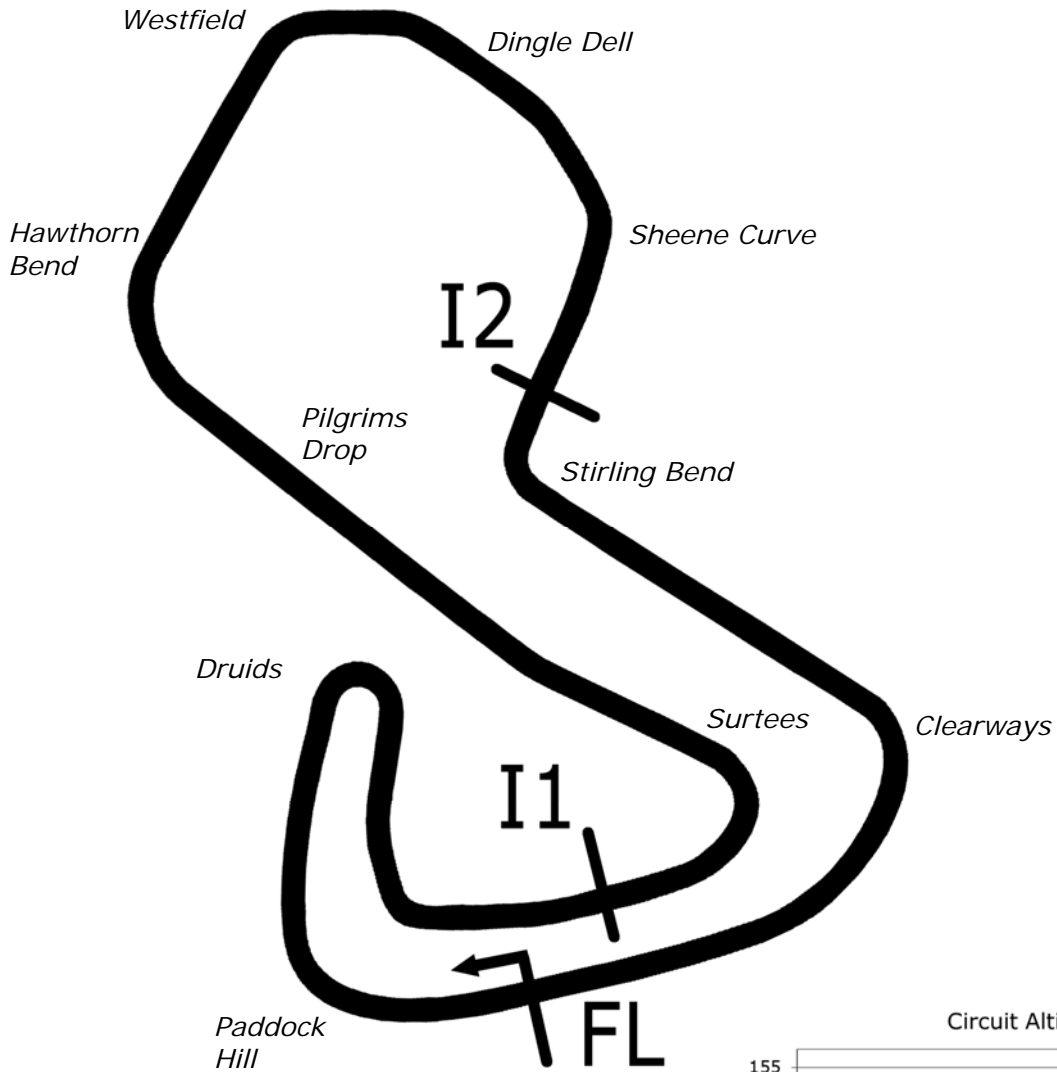
Brands Hatch GP Circuit

19th & 20th May 2018



Results Provided by Timing Solutions Ltd
www.tsl-timing.com

Brands Hatch GP



Length	2.4332 miles	3916.0 m	
FL		51.36032 N	0.26032 E
I1	1116m	51.35934 N	0.25955 E
I2	2928m	51.35532 N	0.26250 E
Pit Entry	3646m	51.35911 N	0.25743 E
Pit Exit	26m after FL	51.36027 N	0.26078 E
Pit Entry-Pit Exit 277m, 16.6s @60kph, 12.4s @80kph			

All results available at www.tsl-timing.com



F3 Cup Championship

QUALIFYING - RACE 1 - CLASSIFICATION

POS	NO	CL	PIC NAME	ENTRY	TIME	ON	LAPS	GAP	DIFF	MPH
1	1	Cup	1 Jacopo SEBASTIANI	F312	1:19.913	12	15			109.61
2	19	Cup	2 Cian CAREY	F308	1:19.967	10	15	0.054	0.054	109.54
3	5	Cup	3 Stuart WILTSHIRE	F308	1:20.171	10	14	0.258	0.204	109.26
4	11	Cup	4 Shane KELLY	F308	1:20.676	12	15	0.763	0.505	108.58
5	8	Cup	5 Tony BISHOP	F311	1:20.948	14	14	1.035	0.272	108.21
6	12	INV	1 Tristan CHARPENTIER	MSV FA-016	1:22.241	13	14	2.328	1.293	106.51
7	6	Cup	6 George LINE	F308	1:22.301	13	13	2.388	0.060	106.43
8	10	Cup	7 Baptiste LEONARD	F312	1:24.560	10	13	4.647	2.259	103.59
9	18	Cup	8 David GILLETT	F308	1:24.952	11	13	5.039	0.392	103.11
10	99	Cup	9 Martin DALY	F308	1:24.994	14	14	5.081	0.042	103.06
11	9	Cup	10 Stephen FITZPATRICK	F311	1:25.370	13	13	5.457	0.376	102.61
12	7	Cup	11 Phillip JEANS	F312	1:25.383	10	14	5.470	0.013	102.59
13	77	Cup	12 Roberto TIRONE	F308	1:26.572	13	13	6.659	1.189	101.18
14	21	Cup	13 James SIMONS	F310	1:33.289	12	12	13.376	6.717	93.90

Weather / Track : Sunny / Dry

These results are provisional until the conclusion of any judicial and technical matters.

Brands Hatch GP

Circuit Length = 2.4332 miles

Start: 10:03 Flag 10:23 End: 10:25

Clerk Of Course :

Timekeeper :



F3 Cup Championship

QUALIFYING - RACE 10 - 2ND FASTEST CLASSIFICATION

POS	NO	CL	PIC NAME	ENTRY	TIME	ON	LAPS	GAP	DIFF	MPH
1	19	Cup	1 Cian CAREY	F308	1:20.174	12	15			109.26
2	1	Cup	2 Jacopo SEBASTIANI	F312	1:20.263	8	15	0.089	0.089	109.13
3	5	Cup	3 Stuart WILTSHIRE	F308	1:20.679	13	14	0.505	0.416	108.57
4	11	Cup	4 Shane KELLY	F308	1:20.716	7	15	0.542	0.037	108.52
5	8	Cup	5 Tony BISHOP	F311	1:21.265	7	14	1.091	0.549	107.79
6	12	INV	1 Tristan CHARPENTIER	MSV FA-016	1:22.408	14	14	2.234	1.143	106.29
7	6	Cup	6 George LINE	F308	1:22.448	10	13	2.274	0.040	106.24
8	18	Cup	7 David GILLETT	F308	1:25.060	13	13	4.886	2.612	102.98
9	10	Cup	8 Baptiste LEONARD	F312	1:25.102	9	13	4.928	0.042	102.93
10	99	Cup	9 Martin DALY	F308	1:25.818	13	14	5.644	0.716	102.07
11	9	Cup	10 Stephen FITZPATRICK	F311	1:25.844	7	13	5.670	0.026	102.04
12	7	Cup	11 Phillip JEANS	F312	1:26.213	13	14	6.039	0.369	101.60
13	77	Cup	12 Roberto TIRONE	F308	1:27.202	12	13	7.028	0.989	100.45
14	21	Cup	13 James SIMONS	F310	1:34.692	9	12	14.518	7.490	92.50

Weather / Track : Sunny / Dry

These results are provisional until the conclusion of any judicial and technical matters.

Brands Hatch GP

Circuit Length = 2.4332 miles

Start: 10:03 Flag 10:23 End: 10:25

Clerk Of Course :

Timekeeper :

F3 Cup Championship

QUALIFYING - RACE 1 & 10 - BEST SECTORS

SECTOR 1			SECTOR 2			SECTOR 3			IDEAL / BEST COMPARISON						
POS	NO	NAME	TIME	NO	NAME	TIME	NO	NAME	TIME	POS	NO	NAME	IDEAL	BEST	DIFF
													PERFECT LAP	1:19.527	
1	1	SEBASTIANI	25.070	19	CAREY	35.221	19	CAREY	19.236	1	19	CAREY	1:19.562	1:19.967	0.405
2	19	CAREY	25.105	5	WILTSHIRE	35.368	1	SEBASTIANI	19.385	2	1	SEBASTIANI	1:19.881	1:19.913	0.032
3	8	BISHOP	25.311	1	SEBASTIANI	35.426	5	WILTSHIRE	19.460	3	5	WILTSHIRE	1:20.171	1:20.171	0.000
4	5	WILTSHIRE	25.343	8	BISHOP	35.658	11	KELLY	19.604	4	8	BISHOP	1:20.635	1:20.948	0.313
5	6	LINE	25.567	6	LINE	36.296	12	CHARPENTIER	19.656	5	6	LINE	1:21.846	1:22.301	0.455
6	12	CHARPENTIER	25.813	12	CHARPENTIER	36.681	8	BISHOP	19.666	6	12	CHARPENTIER	1:22.150	1:22.241	0.091
7	10	LEONARD	26.108	10	LEONARD	37.654	6	LINE	19.983	7	10	LEONARD	1:24.125	1:24.560	0.435
8	9	FITZPATRICK	26.339	18	GILLETT	37.685	99	DALY	20.286	8	99	DALY	1:24.708	1:24.994	0.286
9	99	DALY	26.341	7	JEANS	37.774	10	LEONARD	20.363	9	18	GILLETT	1:24.868	1:24.952	0.084
10	18	GILLETT	26.603	99	DALY	38.081	18	GILLETT	20.580	10	9	FITZPATRICK	1:25.083	1:25.370	0.287
11	7	JEANS	26.830	9	FITZPATRICK	38.113	9	FITZPATRICK	20.631	11	7	JEANS	1:25.265	1:25.383	0.118
12	21	SIMONS	29.457	21	SIMONS	42.022	7	JEANS	20.661	12	21	SIMONS	1:33.289	1:33.289	0.000
13							77	TIRONE	20.666	13	77	TIRONE		1:26.572	
14							21	SIMONS	21.810	14	11	KELLY		1:20.676	

Weather / Track : Sunny / Dry

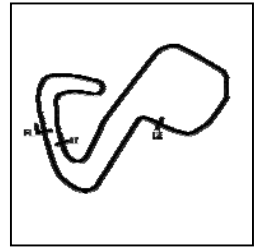
Results can be found at www.tsl-timing.com

Brands Hatch GP
 Circuit Length = 2.4332 miles
 Start: 10:03 Flag 10:23 End: 10:25

Printed - 10:30 Saturday, 19 May 2018

F3 Cup Championship

QUALIFYING - RACE 1 & 10 - SECTOR ANALYSIS



SECTOR 1 = FL to I1, SECTOR 2 = I1 to I2, SECTOR 3 = I2 to FL, DIFF = Difference To Personal Best Lap, P = Crossed Finish Line in Pit Lane, D = Time Disallowed

P1		1 Cup		Jacopo SEBASTIANI		F312	
IDEAL LAP TIME : 1:19.881		BEST LAP TIME : 1:19.913		DIFFERENCE : 0.032			
LAP	SECTOR 1	SECTOR 2	SECTOR 3	LAP TIME	MPH	DIFF	TIME OF DAY
1 -	OUTLAP	44.683	21.691	1:43.898	84.31	23.985	10:05:25.963
2 -	27.284	38.902	20.559	1:26.745	100.98	6.832	10:06:52.708
3 -	25.862	37.241	20.208	1:23.311	105.14	3.398	10:08:16.019
4 -	25.421	36.493	19.779	1:21.693	107.22	1.780	10:09:37.712
5 -	25.352	36.148	19.535	1:21.035	108.09	1.122	10:10:58.747
6 -	25.213	36.272	19.907	1:21.392	107.62	1.479	10:12:20.139
7 -	25.244	35.488	19.989	1:20.721 (3)	108.51	0.808	10:13:40.860
8 -	25.226	35.426	19.611	1:20.263 (2)	109.13	0.350	10:15:01.123
9 -	25.088	35.452	20.637	1:21.177	107.91	1.264	10:16:22.300
10 -	25.821	36.885	22.559	1:25.265	102.73	5.352	10:17:47.565
11 -	25.304	36.868	20.347	1:22.519	106.15	2.606	10:19:10.084
12 -	25.070	35.458	19.385	1:19.913 (1)	109.61		10:20:29.997
13 -	26.028	38.598	21.668	1:26.294	101.51	6.381	10:21:56.291
14 -	25.221	40.112	20.323	1:25.656	102.26	5.743	10:23:21.947
15 -	25.627	36.116	19.674	1:21.417	107.59	1.504	10:24:43.364

P2		19 Cup		Cian CAREY		F308	
IDEAL LAP TIME : 1:19.562		BEST LAP TIME : 1:19.967		DIFFERENCE : 0.405			
LAP	SECTOR 1	SECTOR 2	SECTOR 3	LAP TIME	MPH	DIFF	TIME OF DAY
1 -	OUTLAP	42.853	22.285	1:40.525	87.14	20.558	10:05:27.972
2 -	27.678	40.419	21.053	1:29.150	98.25	9.183	10:06:57.122
3 -	26.573	38.146	20.192	1:24.911	103.16	4.944	10:08:22.033
4 -	25.851	36.895	19.707	1:22.453	106.24	2.486	10:09:44.486
5 -	25.484	36.480	19.642	1:21.606	107.34	1.639	10:11:06.092
6 -	25.430	35.928	19.521	1:20.879	108.30	0.912	10:12:26.971
7 -	26.065	36.377	19.755	1:22.197	106.57	2.230	10:13:49.168
8 -	25.249	35.683	19.459	1:20.391 (3)	108.96	0.424	10:15:09.559
9 -	26.022	36.824	19.611	1:22.457	106.23	2.490	10:16:32.016
10 -	25.207	35.524	19.236	1:19.967 (1)	109.54		10:17:51.983
11 -	25.912	37.263	20.327	1:23.502	104.90	3.535	10:19:15.485
12 -	25.146	35.635	19.393	1:20.174 (2)	109.26	0.207	10:20:35.659
13 -	25.105	36.436	21.004	1:22.545	106.12	2.578	10:21:58.204
14 -	26.694	42.462	20.418	1:29.574	97.79	9.607	10:23:27.778
15 -	25.113	35.221	22.220	1:22.554	106.11	2.587	10:24:50.332

P3		5 Cup		Stuart WILTSHIRE		F308	
IDEAL LAP TIME : 1:20.171		BEST LAP TIME : 1:20.171		DIFFERENCE : 0.000			
LAP	SECTOR 1	SECTOR 2	SECTOR 3	LAP TIME	MPH	DIFF	TIME OF DAY
1 -	OUTLAP	44.317	21.548	1:42.326	85.60	22.155	10:05:23.600
2 -	26.559	37.647	20.276	1:24.482	103.68	4.311	10:06:48.082
3 -	25.861	36.727	19.881	1:22.469	106.21	2.298	10:08:10.551
4 -	25.718	36.154	19.594	1:21.466	107.52	1.295	10:09:32.017
5 -	25.373	35.870	19.560	1:20.803	108.40	0.632	10:10:52.820
6 -	25.549	36.524	19.646	1:21.719	107.19	1.548	10:12:14.539
7 -	25.856	35.781	19.854	1:21.491	107.49	1.320	10:13:36.030
8 -	25.429	35.549	19.726	1:20.704 (3)	108.54	0.533	10:14:56.734
9 -	25.697	36.083	20.181	1:21.961	106.87	1.790	10:16:18.695
10 -	25.343	35.368	19.460	1:20.171 (1)	109.26		10:17:38.866
11 -	25.878	44.564	22.764	1:33.206	93.98	13.035	10:19:12.072
12 -	25.378	39.507	23.063	1:27.948	99.60	7.777	10:20:40.020
13 -	25.441	35.713	19.525	1:20.679 (2)	108.57	0.508	10:22:00.699
14 -	26.109	42.754	20.202	1:29.065	98.35	8.894	10:23:29.764

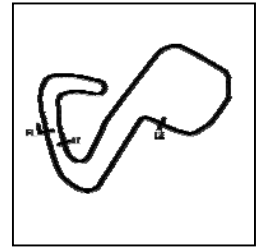
P4		11 Cup		Shane KELLY		F308	
IDEAL LAP TIME :		BEST LAP TIME : 1:20.676		DIFFERENCE :			
LAP	SECTOR 1	SECTOR 2	SECTOR 3	LAP TIME	MPH	DIFF	TIME OF DAY
1 -	OUTLAP		22.390	1:45.272	83.21	24.596	10:05:19.359

Weather / Track : Sunny / Dry

Brands Hatch GP
Circuit Length = 2.4332 miles
Start: 10:03 Flag 10:23 End: 10:25

F3 Cup Championship

QUALIFYING - RACE 1 & 10 - SECTOR ANALYSIS



SECTOR 1 = FL to I1, SECTOR 2 = I1 to I2, SECTOR 3 = I2 to FL, DIFF = Difference To Personal Best Lap, P = Crossed Finish Line in Pit Lane, D = Time Disallowed

2 -	20.848	1:25.920	101.95	5.244	10:06:45.279
3 -	20.045	1:22.873	105.70	2.197	10:08:08.152
4 -	19.659	1:21.555	107.41	0.879	10:09:29.707
5 -	19.731	1:21.514	107.46	0.838	10:10:51.221
6 -	19.801	1:21.542	107.42	0.866	10:12:12.763
7 -	19.644	1:20.716 (2)	108.52	0.040	10:13:33.479
8 -	19.604	1:21.253	107.80	0.577	10:14:54.732
9 -	20.597	1:21.480	107.50	0.804	10:16:16.212
10 -	20.205	1:21.102 (3)	108.01	0.426	10:17:37.314
11 -	20.778	1:36.083	91.16	15.407	10:19:13.397
12 -	19.648	1:20.676 (1)	108.58		10:20:34.073
13 -	21.060	1:23.621	104.75	2.945	10:21:57.694
14 -	20.073	1:22.391	106.32	1.715	10:23:20.085
15 -	19.802	1:21.641	107.29	0.965	10:24:41.726

P5 8 Cup Tony BISHOP		F311					
IDEAL LAP TIME : 1:20.635		BEST LAP TIME : 1:20.948		DIFFERENCE : 0.313			
LAP	SECTOR 1	SECTOR 2	SECTOR 3	LAP TIME	MPH	DIFF	TIME OF DAY
1 -	OUTLAP	46.346	22.976	1:47.250	81.67	26.302	10:05:33.800
2 -	30.237	41.864	21.232	1:33.333	93.85	12.385	10:07:07.133
3 -	27.568	38.483	21.226	1:27.277	100.36	6.329	10:08:34.410
4 -	26.087	37.413	20.571	1:24.071	104.19	3.123	10:09:58.481
5 -	25.778	36.519	20.207	1:22.504	106.17	1.556	10:11:20.985
6 -	25.521	36.421	20.077	1:22.019	106.80	1.071	10:12:43.004
7 -	25.311	36.112	19.842	1:21.265 (2)	107.79	0.317	10:14:04.269
8 -	26.558	38.153	20.132	1:24.843	103.24	3.895	10:15:29.112
9 -	25.615	36.214	20.227	1:22.056	106.75	1.108	10:16:51.168
10 -	25.495	35.914	20.053	1:21.462	107.53	0.514	10:18:12.630
11 -	25.933	36.158	20.066	1:22.157	106.62	1.209	10:19:34.787
12 -	25.579	36.123	19.748	1:21.450 (3)	107.54	0.502	10:20:56.237
13 -	25.524	36.861	19.666	1:22.051	106.76	1.103	10:22:18.288
14 -	25.496	35.658	19.794	1:20.948 (1)	108.21		10:23:39.236

P6 12 INV Tristan CHARPENTIER		MSV FA-016					
IDEAL LAP TIME : 1:22.150		BEST LAP TIME : 1:22.241		DIFFERENCE : 0.091			
LAP	SECTOR 1	SECTOR 2	SECTOR 3	LAP TIME	MPH	DIFF	TIME OF DAY
1 -	OUTLAP	43.849	21.918	1:39.429	88.10	17.188	10:05:37.304
2 -	31.994	40.073	20.994	1:33.061	94.13	10.820	10:07:10.365
3 -	27.436	38.551	20.552	1:26.539	101.22	4.298	10:08:36.904
4 -	26.484	37.756	20.209	1:24.449	103.72	2.208	10:10:01.353
5 -	26.127	37.423	19.935	1:23.485	104.92	1.244	10:11:24.838
6 -	26.150	37.176	19.969	1:23.295	105.16	1.054	10:12:48.133
7 -	26.007	37.117	19.910	1:23.034	105.49	0.793	10:14:11.167
8 -	25.887	37.331	20.421	1:23.639	104.73	1.398	10:15:34.806
9 -	25.848	36.988	19.752	1:22.588	106.06	0.347	10:16:57.394
10 -	25.854	36.731	20.037	1:22.622	106.02	0.381	10:18:20.016
11 -	25.813	36.893	19.805	1:22.511 (3)	106.16	0.270	10:19:42.527
12 -	25.857	36.848	19.823	1:22.528	106.14	0.287	10:21:05.055
13 -	25.848	36.681	19.712	1:22.241 (1)	106.51		10:22:27.296
14 -	25.876	36.876	19.656	1:22.408 (2)	106.29	0.167	10:23:49.704

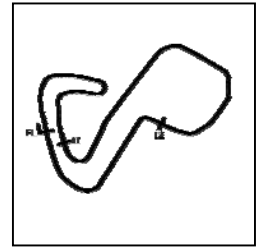
P7 6 Cup George LINE		F308					
IDEAL LAP TIME : 1:21.846		BEST LAP TIME : 1:22.301		DIFFERENCE : 0.455			
LAP	SECTOR 1	SECTOR 2	SECTOR 3	LAP TIME	MPH	DIFF	TIME OF DAY
1 -	OUTLAP	44.229	23.400	1:41.853	86.00	19.552	10:05:45.291
2 -	28.528	40.410	21.301	1:30.239	97.07	7.938	10:07:15.530
3 -	27.378	43.188	24.405	1:34.971	92.23	12.670	10:08:50.501
4 -	27.164	37.821	20.374	1:25.359	102.62	3.058	10:10:15.860
5 -	26.903	40.090	IN PIT	3:12.197 P	45.57	1:49.896	10:13:28.057
6 -	OUTLAP	38.773	20.188	1:28.563	98.91	6.262	10:14:56.620
7 -	26.464	36.569	19.983	1:23.016	105.51	0.715	10:16:19.636
8 -	26.618	36.588	20.038	1:23.244	105.23	0.943	10:17:42.880

Weather / Track : Sunny / Dry

Brands Hatch GP
Circuit Length = 2.4332 miles
Start: 10:03 Flag 10:23 End: 10:25

F3 Cup Championship

QUALIFYING - RACE 1 & 10 - SECTOR ANALYSIS



SECTOR 1 = FL to I1, SECTOR 2 = I1 to I2, SECTOR 3 = I2 to FL, DIFF = Difference To Personal Best Lap, P = Crossed Finish Line in Pit Lane, D = Time Disallowed

9 -	25.857	37.057	19.985	1:22.899 (3)	105.66	0.598	10:19:05.779
10 -	25.567	36.569	20.312	1:22.448 (2)	106.24	0.147	10:20:28.227
11 -	26.780	38.616	21.384	1:26.780	100.94	4.479	10:21:55.007
12 -	25.957	37.308	20.300	1:23.565	104.82	1.264	10:23:18.572
13 -	25.727	36.296	20.278	1:22.301 (1)	106.43		10:24:40.873

P8 10 Cup		Baptiste LEONARD		F312			
IDEAL LAP TIME : 1:24.125		BEST LAP TIME : 1:24.560		DIFFERENCE : 0.435			
LAP	SECTOR 1	SECTOR 2	SECTOR 3	LAP TIME	MPH	DIFF	TIME OF DAY
1 -	OUTLAP	50.490	25.154	1:51.586	78.50	27.026	10:05:46.699
2 -	28.702	42.778	22.237	1:33.717	93.47	9.157	10:07:20.416
3 -	27.574	40.773	22.496	1:30.843	96.42	6.283	10:08:51.259
4 -	28.007	40.510	21.491	1:30.008	97.32	5.448	10:10:21.267
5 -	26.741	39.478	21.442	1:27.661	99.92	3.101	10:11:48.928
6 -	26.714	39.056	21.580	1:27.350	100.28	2.790	10:13:16.278
7 -	26.459	38.905	20.991	1:26.355 (3)	101.43	1.795	10:14:42.633
8 -	26.317	42.818	21.263	1:30.398	96.90	5.838	10:16:13.031
9 -	26.123	37.654	21.325	1:25.102 (2)	102.93	0.542	10:17:38.133
10 -	26.186	38.011	20.363	1:24.560 (1)	103.59		10:19:02.693
11 -	26.108	38.633	21.700	1:26.441	101.33	1.881	10:20:29.134
12 -	27.741	41.480	21.549	1:30.770	96.50	6.210	10:21:59.904
13 -	29.490	41.649	21.431	1:32.570	94.62	8.010	10:23:32.474

P9 18 Cup		David GILLETT		F308			
IDEAL LAP TIME : 1:24.868		BEST LAP TIME : 1:24.952		DIFFERENCE : 0.084			
LAP	SECTOR 1	SECTOR 2	SECTOR 3	LAP TIME	MPH	DIFF	TIME OF DAY
1 -	OUTLAP	46.501	23.099	1:44.880	83.52	19.928	10:05:34.486
2 -	1:06.674	42.935	22.541	2:12.150	66.28	47.198	10:07:46.636
3 -	28.398	39.381	21.404	1:29.183	98.22	4.231	10:09:15.819
4 -	27.398	40.147	22.710	1:30.255	97.05	5.303	10:10:46.074
5 -	26.947	38.302	21.397	1:26.646	101.09	1.694	10:12:12.720
6 -	28.628	38.511	21.590	1:28.729	98.72	3.777	10:13:41.449
7 -	27.182	38.756	21.258	1:27.196	100.46	2.244	10:15:08.645
8 -	26.855	38.258	21.292	1:26.405	101.38	1.453	10:16:35.050
9 -	28.154	38.659	21.351	1:28.164	99.35	3.212	10:18:03.214
10 -	26.929	37.896	20.898	1:25.723 (3)	102.18	0.771	10:19:28.937
11 -	26.603	37.685	20.664	1:24.952 (1)	103.11		10:20:53.889
12 -	27.015	39.142	21.486	1:27.643	99.94	2.691	10:22:21.532
13 -	26.754	37.726	20.580	1:25.060 (2)	102.98	0.108	10:23:46.592

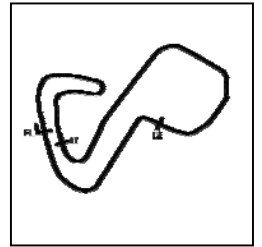
P10 99 Cup		Martin DALY		F308			
IDEAL LAP TIME : 1:24.708		BEST LAP TIME : 1:24.994		DIFFERENCE : 0.286			
LAP	SECTOR 1	SECTOR 2	SECTOR 3	LAP TIME	MPH	DIFF	TIME OF DAY
1 -	OUTLAP	44.819	22.619	1:42.452	85.50	17.458	10:05:38.778
2 -	31.323	41.534	21.696	1:34.553	92.64	9.559	10:07:13.331
3 -	27.810	40.978	21.643	1:30.431	96.86	5.437	10:08:43.762
4 -	27.918	39.710	21.355	1:28.983	98.44	3.989	10:10:12.745
5 -	27.326	40.418	21.530	1:29.274	98.12	4.280	10:11:42.019
6 -	27.533	39.782	21.286	1:28.601	98.86	3.607	10:13:10.620
7 -	26.976	39.643	21.339	1:27.958	99.59	2.964	10:14:38.578
8 -	27.207	39.534	20.820	1:27.561	100.04	2.567	10:16:06.139
9 -	27.064	39.178	21.206	1:27.448	100.17	2.454	10:17:33.587
10 -	27.823	38.841	20.581	1:27.245	100.40	2.251	10:19:00.832
11 -	26.797	39.204	20.867	1:26.868 (3)	100.84	1.874	10:20:27.700
12 -	26.873	41.791	21.061	1:29.725	97.62	4.731	10:21:57.425
13 -	27.076	38.081	20.661	1:25.818 (2)	102.07	0.824	10:23:23.243
14 -	26.341	38.367	20.286	1:24.994 (1)	103.06		10:24:48.237

Weather / Track : Sunny / Dry

Brands Hatch GP
Circuit Length = 2.4332 miles
Start: 10:03 Flag 10:23 End: 10:25

F3 Cup Championship

QUALIFYING - RACE 1 & 10 - SECTOR ANALYSIS



SECTOR 1 = FL to I1, SECTOR 2 = I1 to I2, SECTOR 3 = I2 to FL, DIFF = Difference To Personal Best Lap, P = Crossed Finish Line in Pit Lane, D = Time Disallowed

P11		9 Cup		Stephen FITZPATRICK		F311	
IDEAL LAP TIME : 1:25.083		BEST LAP TIME : 1:25.370		DIFFERENCE : 0.287			
LAP	SECTOR 1	SECTOR 2	SECTOR 3	LAP TIME	MPH	DIFF	TIME OF DAY
1 -	OUTLAP	47.776	24.198	1:47.560	81.44	22.190	10:05:47.618
2 -	30.125	41.873	22.071	1:34.069	93.12	8.699	10:07:21.687
3 -	27.960	40.500	22.533	1:30.993	96.26	5.623	10:08:52.680
4 -	27.460	40.448	23.425	1:31.333	95.91	5.963	10:10:24.013
5 -	27.205	39.168	21.072	1:27.445	100.17	2.075	10:11:51.458
6 -	26.932	38.174	20.894	1:26.000 (3)	101.85	0.630	10:13:17.458
7 -	26.873	38.278	20.693	1:25.844 (2)	102.04	0.474	10:14:43.302
8 -	26.746	45.728	23.768	1:36.242	91.01	10.872	10:16:19.544
9 -	28.234	40.425	22.035	1:30.694	96.58	5.324	10:17:50.238
10 -	27.502	40.587	21.410	1:29.499	97.87	4.129	10:19:19.737
11 -	27.338	38.465	20.631	1:26.434	101.34	1.064	10:20:46.171
12 -	27.200	39.384	20.821	1:27.405	100.22	2.035	10:22:13.576
13 -	26.339	38.113	20.918	1:25.370 (1)	102.61		10:23:38.946

P12		7 Cup		Phillip JEANS		F312	
IDEAL LAP TIME : 1:25.265		BEST LAP TIME : 1:25.383		DIFFERENCE : 0.118			
LAP	SECTOR 1	SECTOR 2	SECTOR 3	LAP TIME	MPH	DIFF	TIME OF DAY
1 -	OUTLAP	47.005	24.388	1:52.219	78.06	26.836	10:05:36.856
2 -	32.879	41.366	22.329	1:36.574	90.70	11.191	10:07:13.430
3 -	28.714	41.623	26.230	1:36.567	90.71	11.184	10:08:49.997
4 -	28.801	38.892	20.993	1:28.686	98.77	3.303	10:10:18.683
5 -	26.983	38.370	22.143	1:27.496	100.11	2.113	10:11:46.179
6 -	26.866	38.694	20.771	1:26.331	101.46	0.948	10:13:12.510
7 -	26.879	39.156	20.906	1:26.941	100.75	1.558	10:14:39.451
8 -	27.052	39.221	20.971	1:27.244	100.40	1.861	10:16:06.695
9 -	27.091	39.019	20.890	1:27.000	100.68	1.617	10:17:33.695
10 -	26.948	37.774	20.661	1:25.383 (1)	102.59		10:18:59.078
11 -	26.936	38.106	21.225	1:26.267 (3)	101.54	0.884	10:20:25.345
12 -	26.830	39.459	21.207	1:27.496	100.11	2.113	10:21:52.841
13 -	27.225	37.822	21.166	1:26.213 (2)	101.60	0.830	10:23:19.054
14 -	27.797	39.030	29.367	1:36.194	91.06	10.811	10:24:55.248

P13		77 Cup		Roberto TIRONE		F308	
IDEAL LAP TIME :		BEST LAP TIME : 1:26.572		DIFFERENCE :			
LAP	SECTOR 1	SECTOR 2	SECTOR 3	LAP TIME	MPH	DIFF	TIME OF DAY
1 -	OUTLAP		23.258	1:50.735	79.10	24.163	10:05:33.518
2 -			22.226	1:36.486	90.78	9.914	10:07:10.004
3 -			21.683	1:33.430	93.75	6.858	10:08:43.434
4 -			21.181	1:31.685	95.54	5.113	10:10:15.119
5 -			20.983	1:28.384	99.11	1.812	10:11:43.503
6 -			20.960	1:27.645 (3)	99.94	1.073	10:13:11.148
7 -			20.793	1:27.707	99.87	1.135	10:14:38.855
8 -		IN PIT		2:41.609 P	54.20	1:15.037	10:17:20.464
9 -	OUTLAP		21.559	1:36.261	91.00	9.689	10:18:56.725
10 -			20.914	1:28.088	99.44	1.516	10:20:24.813
11 -			20.698	1:28.538	98.93	1.966	10:21:53.351
12 -			20.842	1:27.202 (2)	100.45	0.630	10:23:20.553
13 -			20.666	1:26.572 (1)	101.18		10:24:47.125

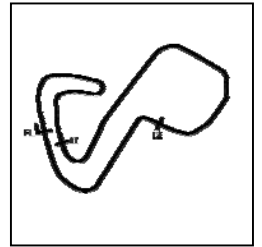
P14		21 Cup		James SIMONS		F310	
IDEAL LAP TIME : 1:33.289		BEST LAP TIME : 1:33.289		DIFFERENCE : 0.000			
LAP	SECTOR 1	SECTOR 2	SECTOR 3	LAP TIME	MPH	DIFF	TIME OF DAY
1 -	OUTLAP	50.080	25.807	1:54.563	76.46	21.274	10:05:46.549
2 -	32.475	45.916	23.888	1:42.279	85.64	8.990	10:07:28.828
3 -	30.617	45.322	23.242	1:39.181	88.32	5.892	10:09:08.009
4 -	30.530	44.558	23.607	1:38.695	88.75	5.406	10:10:46.704
5 -	29.986	43.550	23.015	1:36.551	90.72	3.262	10:12:23.255

Weather / Track : Sunny / Dry

Brands Hatch GP
Circuit Length = 2.4332 miles
Start: 10:03 Flag 10:23 End: 10:25

F3 Cup Championship

QUALIFYING - RACE 1 & 10 - SECTOR ANALYSIS



SECTOR 1 = FL to I1, SECTOR 2 = I1 to I2, SECTOR 3 = I2 to FL, DIFF = Difference To Personal Best Lap, P = Crossed Finish Line in Pit Lane, D = Time Disallowed

6 -	30.663	43.949	22.982	1:37.594	89.75	4.305	10:14:00.849
7 -	30.127	43.244	22.768	1:36.139	91.11	2.850	10:15:36.988
8 -	29.980	43.148	22.455	1:35.583	91.64	2.294	10:17:12.571
9 -	30.043	42.291	22.358	1:34.692 (2)	92.50	1.403	10:18:47.263
10 -	29.739	42.547	22.469	1:34.755 (3)	92.44	1.466	10:20:22.018
11 -	29.487	44.406	23.172	1:37.065	90.24	3.776	10:21:59.083
12 -	29.457	42.022	21.810	1:33.289 (1)	93.90		10:23:32.372

F3 Cup Championship

RACE 1 - GRID (20 minutes)

ROW 7	13	1:26.572	77 Roberto TIRONE	14	1:33.289	21 James SIMONS	
ROW 6	11	1:25.370	9 Stephen FITZPATRICK	12	1:25.383	7 Phillip JEANS	
ROW 5	9	1:24.952	18 David GILLETT	10	1:24.994	99 Martin DALY	
ROW 4	7	1:22.301	6 George LINE	8	1:24.560	10 Baptiste LEONARD	
ROW 3	5	1:20.948	8 Tony BISHOP	6	1:22.241	12 Tristan CHARPENTIER	
ROW 2	3	1:20.171	5 Stuart WILTSHIRE	4	1:20.676	11 Shane KELLY	
ROW 1	1	1:19.913	1 Jacopo SEBASTIANI	2	1:19.967	19 Cian CAREY	
Pole							


Brands Hatch GP
Circuit Length = 2.4332 miles

These results are provisional until the conclusion of any judicial and technical matters.

Clerk Of Course :		Timekeeper :	
-------------------	--	--------------	--

F3 Cup Championship

RACE 10 - GRID (20 minutes)

ROW 7	13	1:27.202 77 Roberto TIRONE	14	1:34.692 21 James SIMONS
ROW 6	11	1:25.844 9 Stephen FITZPATRICK	12	1:26.213 7 Phillip JEANS
ROW 5	9	1:25.102 10 Baptiste LEONARD	10	1:25.818 99 Martin DALY
ROW 4	7	1:22.448 6 George LINE	8	1:25.060 18 David GILLETT
ROW 3	5	1:21.265 8 Tony BISHOP	6	1:22.408 12 Tristan CHARPENTIER
ROW 2	3	1:20.679 5 Stuart WILTSHIRE	4	1:20.716 11 Shane KELLY
ROW 1	1	1:20.174 19 Cian CAREY	2	1:20.263 1 Jacopo SEBASTIANI
Pole				
				

Brands Hatch GP
Circuit Length = 2.4332 miles

These results are provisional until the conclusion of any judicial and technical matters.

Clerk Of Course :		Timekeeper :
-------------------	--	--------------



F3 Cup Championship

RACE 1 - CLASSIFICATION

POS	NO	CL	PIC NAME	ENTRY	LAPS	TIME	GAP	DIFF	MPH	BEST	ON
1	5	Cup	1 Stuart WILTSHIRE	F308	15	20:27.445			107.04	1:20.893	5
2	1	Cup	2 Jacopo SEBASTIANI	F312	15	20:27.844	0.399	0.399	107.01	1:20.487	6
3	19	Cup	3 Cian CAREY	F308	15	20:29.257	1.812	1.413	106.89	1:20.464	12
4	11	Cup	4 Shane KELLY	F308	15	20:29.548	2.103	0.291	106.86	1:20.136	10
5	6	Cup	5 George LINE	F308	15	20:55.896	28.451	26.348	104.62	1:22.302	3
6	12	INV	1 Tristan CHARPENTIER	MSV FA-016	15	21:02.981	35.536	7.085	104.03	1:22.901	7
7	10	Cup	6 Baptiste LEONARD	F312	15	21:04.457	37.012	1.476	103.91	1:22.769	10
8	18	Cup	7 David GILLET	F308	15	21:25.013	57.568	20.556	102.25	1:23.822	4
9	99	Cup	8 Martin DALY	F308	15	21:42.909	1:15.464	17.896	100.84	1:24.900	13
10	9	Cup	9 Stephen FITZPATRICK	F311	15	21:51.346	1:23.901	8.437	100.20	1:24.112	8
11	7	Cup	10 Phillip JEANS	F312	14	20:32.789	1 Lap	1 Lap	99.47	1:26.381	6
12	21	Cup	11 James SIMONS	F310	13	20:47.612	2 Laps	1 Lap	91.27	1:34.161	2

NOT CLASSIFIED

DNF	8	Cup	Tony BISHOP	F311	13	18:06.617	2 Laps		104.80	1:21.576	6
DNF	77	Cup	Roberto TIRONE	F308	13	19:03.697	2 Laps	57.080	99.57	1:26.154	7

FASTEST LAP

11	Cup	Shane KELLY	F308	10	1:20.136	109.31 mph	175.92 kph
12	INV	Tristan CHARPENTIER	MSV FA-016	7	1:22.901	105.66 mph	170.05 kph

Cars 11 and 77 - Intermittent transponder - please check fitting

Weather / Track : Sunny / Dry

These results are provisional until the conclusion of any judicial and technical matters.

Brands Hatch GP

Circuit Length = 2.4332 miles

Start: 12:59 Flag 13:20 End: 13:21

Clerk Of Course :		Timekeeper :	
-------------------	--	--------------	--

F3 Cup Championship

RACE 1 - LAP CHART

LAP 1 @ 13:01:17.441			LAP 2 @ 13:02:39.049			LAP 3 @ 13:04:00.550			LAP 4 @ 13:05:21.570			LAP 5 @ 13:06:42.463		
NO	BEHIND	LAP TIME	NO	BEHIND	LAP TIME	NO	BEHIND	LAP TIME	NO	BEHIND	LAP TIME	NO	BEHIND	LAP TIME
5		1:27.809	5		1:21.608	5		1:21.501	5		1:21.020	5		1:20.893
1	2.307	1:30.116	1	3.060	1:22.361	1	2.860	1:21.301	1	2.683	1:20.843	1	2.844	1:21.054
19	2.705	1:30.514	19	3.310	1:22.213	19	3.829	1:22.020	19	4.148	1:21.339	19	4.512	1:21.257
6	2.760	1:30.569	11	4.476	1:23.213	11	4.286	1:21.311	11	4.797	1:21.531	11	4.984	1:21.080
11	2.871	1:30.680	6	5.099	1:23.947	6	5.900	1:22.302	6	7.256	1:22.376	6	9.021	1:22.658
12	5.423	1:33.232	12	8.645	1:24.830	12	10.663	1:23.519	8	13.491	1:23.311	8	14.667	1:22.069
8	6.333	1:34.142	8	9.431	1:24.706	8	11.200	1:23.270	12	14.778	1:25.135	12	17.530	1:23.645
10	6.884	1:34.693	10	9.830	1:24.554	10	12.707	1:24.378	10	15.423	1:23.736	10	18.268	1:23.738
18	7.506	1:35.315	18	10.253	1:24.355	18	13.117	1:24.365	18	15.919	1:23.822	18	19.633	1:24.607
7	10.385	1:38.194	99	14.602	1:25.515	99	18.916	1:25.815	99	23.677	1:25.781	99	28.555	1:25.771
99	10.695	1:38.504	7	15.929	1:27.152	7	20.922	1:26.494	7	26.861	1:26.959	7	33.042	1:27.074
77	11.049	1:38.858	77	16.705	1:27.264	77	21.678	1:26.474	77	27.007	1:26.349	77	33.470	1:27.356
9	16.912	1:44.721	9	24.120	1:28.816	9	29.953	1:27.334	9	34.713	1:25.780	9	39.451	1:25.631
21	17.195	1:45.004	21	29.748	1:34.161	21	42.824	1:34.577	21	56.807	1:35.003	21	1:10.256	1:34.342

Weather / Track : Sunny / Dry

Results can be found at www.tsl-timing.com

Page 1 of 3

Brands Hatch GP
 Circuit Length = 2.4332 miles
 Start: 12:59 Flag 13:20 End: 13:21

Printed - 13:22 Saturday, 19 May 2018

F3 Cup Championship

RACE 1 - LAP CHART

LAP 6 @ 13:08:03.427			LAP 7 @ 13:09:25.657			LAP 8 @ 13:10:46.953			LAP 9 @ 13:12:08.392			LAP 10 @ 13:13:29.423		
NO	BEHIND	LAP TIME	NO	BEHIND	LAP TIME	NO	BEHIND	LAP TIME	NO	BEHIND	LAP TIME	NO	BEHIND	LAP TIME
5		1:20.964	5		1:22.230	5		1:21.296	5		1:21.439	5		1:21.031
1	2.367	1:20.487	1	1.816	1:21.679	1	1.607	1:21.087	1	0.674	1:20.506	1	0.596	1:20.953
19	4.610	1:21.062	21	1 Lap	1:34.804	19	3.951	1:21.835	19	3.110	1:20.598	19	2.905	1:20.826
11	4.926	1:20.906	19	3.412	1:21.032	11	4.400	1:21.597	11	4.451	1:21.490	11	3.556	1:20.136
6	10.992	1:22.935	11	4.099	1:21.403	6	13.573	1:23.138	6	14.747	1:22.613	6	16.232	1:22.516
8	15.279	1:21.576	6	11.731	1:22.969	8	15.658	1:22.285	8	15.849	1:21.630	8	16.617	1:21.799
12	19.656	1:23.090	8	14.669	1:21.620	21	1 Lap	1:35.257	12	25.423	1:24.752	12	27.521	1:23.129
10	20.591	1:23.287	12	20.327	1:22.901	12	22.110	1:23.079	10	26.151	1:24.644	10	27.889	1:22.769
18	24.750	1:26.081	10	21.259	1:22.898	10	22.946	1:22.983	21	1 Lap	1:36.903	18	39.608	1:26.196
99	32.865	1:25.274	18	27.313	1:24.793	18	30.784	1:24.767	18	34.443	1:25.098	21	1 Lap	1:35.926
7	38.459	1:26.381	99	36.832	1:26.197	99	42.334	1:26.798	99	47.486	1:26.591	99	52.020	1:25.565
77	38.804	1:26.298	7	42.662	1:26.433	7	48.082	1:26.716	77	53.445	1:26.720	77	59.348	1:26.934
9	45.075	1:26.588	77	42.728	1:26.154	77	48.164	1:26.732	7	53.484	1:26.841	9	59.888	1:26.978
			9	47.474	1:24.629	9	50.290	1:24.112	9	53.941	1:25.090	7	1:00.688	1:28.235

Weather / Track : Sunny / Dry

F3 Cup Championship

RACE 1 - LAP CHART

LAP 11 @ 13:14:50.556			LAP 12 @ 13:16:12.024			LAP 13 @ 13:17:33.208			LAP 14 @ 13:18:55.088			LAP 15 @ 13:20:17.077		
NO	BEHIND	LAP TIME	NO	BEHIND	LAP TIME	NO	BEHIND	LAP TIME	NO	BEHIND	LAP TIME	NO	BEHIND	LAP TIME
5		1:21.133	5		1:21.468	5		1:21.184	5		1:21.880	5		1:21.989
1	0.372	1:20.909	1	0.695	1:21.791	1	0.517	1:21.006	1	0.376	1:21.739	1	0.399	1:22.012
19	2.786	1:21.014	19	1.782	1:20.464	19	1.426	1:20.828	19	1.620	1:22.074	19	1.812	1:22.181
11	3.083	1:20.660	11	2.183	1:20.568	11	2.105	1:21.106	11	2.097	1:21.872	11	2.103	1:21.995
6	18.424	1:23.325	6	20.891	1:23.935	6	22.929	1:23.222	21	2 Laps	1:35.367	7	1 Lap	1:28.427
8	18.617	1:23.133	8	21.033	1:23.884	8	23.041	1:23.192	6	24.981	1:23.932	21	2 Laps	1:36.035
12	29.563	1:23.175	12	31.220	1:23.125	12	33.325	1:23.289	12	34.530	1:23.085	6	28.451	1:25.459
10	30.037	1:23.281	10	31.903	1:23.334	10	34.166	1:23.447	10	35.853	1:23.567	12	35.536	1:22.995
18	43.902	1:25.427	18	47.180	1:24.746	18	50.460	1:24.464	18	53.599	1:25.019	10	37.012	1:23.148
99	59.173	1:28.286	99	1:03.311	1:25.606	99	1:07.027	1:24.900	99	1:10.698	1:25.551	18	57.568	1:25.958
21	1 Lap	1:35.311	9	1:10.040	1:25.446	9	1:15.407	1:26.551	9	1:19.475	1:25.948	99	1:15.464	1:26.755
9	1:06.062	1:27.307	21	1 Lap	1:34.922	77	1:20.121	1:27.422				9	1:23.901	1:26.415
77	1:06.324	1:28.109	77	1:13.883	1:29.027	7	1:20.786	1:27.721						
7	1:06.972	1:27.417	7	1:14.249	1:28.745									

Weather / Track : Sunny / Dry

Results can be found at www.tsl-timing.com

Page 3 of 3

Brands Hatch GP
 Circuit Length = 2.4332 miles
 Start: 12:59 Flag 13:20 End: 13:21

Printed - 13:22 Saturday, 19 May 2018

F3 Cup Championship

RACE 1 - BEST SECTORS

SECTOR 1			SECTOR 2			SECTOR 3			IDEAL / BEST COMPARISON						
POS	NO	NAME	TIME	NO	NAME	TIME	NO	NAME	TIME	POS	NO	NAME	IDEAL	BEST	DIFF
													PERFECT LAP	1:20.001	
1	1	SEBASTIANI	25.271	1	SEBASTIANI	35.528	11	KELLY	19.202	1	1	SEBASTIANI	1:20.227	1:20.487	0.260
2	19	CAREY	25.375	19	CAREY	35.570	5	WILTSHIRE	19.267	2	19	CAREY	1:20.271	1:20.464	0.193
3	5	WILTSHIRE	25.426	5	WILTSHIRE	35.733	19	CAREY	19.326	3	5	WILTSHIRE	1:20.426	1:20.893	0.467
4	10	LEONARD	25.445	8	BISHOP	35.866	1	SEBASTIANI	19.428	4	8	BISHOP	1:21.335	1:21.576	0.241
5	8	BISHOP	25.476	6	LINE	36.484	12	CHARPENTIER	19.766	5	6	LINE	1:22.201	1:22.302	0.101
6	6	LINE	25.867	18	GILLETT	36.914	10	LEONARD	19.770	6	10	LEONARD	1:22.325	1:22.769	0.444
7	12	CHARPENTIER	26.110	9	FITZPATRICK	36.952	6	LINE	19.850	7	12	CHARPENTIER	1:22.829	1:22.901	0.072
8	99	DALY	26.272	12	CHARPENTIER	36.953	8	BISHOP	19.993	8	9	FITZPATRICK	1:23.651	1:24.112	0.461
9	18	GILLETT	26.283	10	LEONARD	37.110	99	DALY	20.205	9	18	GILLETT	1:23.651	1:23.822	0.171
10	9	FITZPATRICK	26.340	99	DALY	38.090	77	TIRONE	20.342	10	99	DALY	1:24.567	1:24.900	0.333
11	7	JEANS	26.964	7	JEANS	38.284	9	FITZPATRICK	20.359	11	7	JEANS	1:25.959	1:26.381	0.422
12	21	SIMONS	28.986	21	SIMONS	42.428	18	GILLETT	20.454	12	21	SIMONS	1:33.274	1:34.161	0.887
13							7	JEANS	20.711	13	77	TIRONE		1:26.154	
14							21	SIMONS	21.860	14	11	KELLY		1:20.136	

Weather / Track : Sunny / Dry

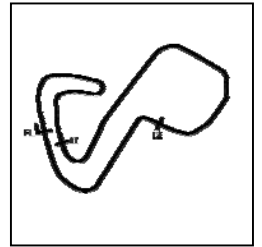
Results can be found at www.tsl-timing.com

Brands Hatch GP
 Circuit Length = 2.4332 miles
 Start: 12:59 Flag 13:20 End: 13:21

Printed - 13:23 Saturday, 19 May 2018

F3 Cup Championship

RACE 1 - SECTOR ANALYSIS



SECTOR 1 = FL to I1, SECTOR 2 = I1 to I2, SECTOR 3 = I2 to FL, DIFF = Difference To Personal Best Lap, P = Crossed Finish Line in Pit Lane, D = Time Disallowed

P1		5 Cup		Stuart WILTSHIRE		F308	
IDEAL LAP TIME : 1:20.426		BEST LAP TIME : 1:20.893		DIFFERENCE : 0.467			
LAP	SECTOR 1	SECTOR 2	SECTOR 3	LAP TIME	MPH	DIFF	TIME OF DAY
1 -		36.859	19.696	1:27.809	99.76	6.916	13:01:17.441
2 -	25.729	36.271	19.608	1:21.608	107.34	0.715	13:02:39.049
3 -	25.744	36.175	19.582	1:21.501	107.48	0.608	13:04:00.550
4 -	25.667	36.086	19.267	1:21.020 (3)	108.11	0.127	13:05:21.570
5 -	25.428	35.955	19.510	1:20.893 (1)	108.28		13:06:42.463
6 -	25.588	35.733	19.643	1:20.964 (2)	108.19	0.071	13:08:03.427
7 -	25.654	36.163	20.413	1:22.230	106.52	1.337	13:09:25.657
8 -	25.651	36.005	19.640	1:21.296	107.75	0.403	13:10:46.953
9 -	25.751	36.097	19.591	1:21.439	107.56	0.546	13:12:08.392
10 -	25.741	35.817	19.473	1:21.031	108.10	0.138	13:13:29.423
11 -	25.658	36.001	19.474	1:21.133	107.96	0.240	13:14:50.556
12 -	25.938	35.961	19.569	1:21.468	107.52	0.575	13:16:12.024
13 -	25.756	35.927	19.501	1:21.184	107.90	0.291	13:17:33.208
14 -	25.426	36.970	19.484	1:21.880	106.98	0.987	13:18:55.088
15 -	26.181	36.410	19.398	1:21.989	106.84	1.096	13:20:17.077

P2		1 Cup		Jacopo SEBASTIANI		F312	
IDEAL LAP TIME : 1:20.227		BEST LAP TIME : 1:20.487		DIFFERENCE : 0.260			
LAP	SECTOR 1	SECTOR 2	SECTOR 3	LAP TIME	MPH	DIFF	TIME OF DAY
1 -		36.988	20.981	1:30.116	97.20	9.629	13:01:19.748
2 -	25.904	36.624	19.833	1:22.361	106.35	1.874	13:02:42.109
3 -	25.554	36.041	19.706	1:21.301	107.74	0.814	13:04:03.410
4 -	25.394	35.794	19.655	1:20.843 (3)	108.35	0.356	13:05:24.253
5 -	25.566	35.776	19.712	1:21.054	108.07	0.567	13:06:45.307
6 -	25.271	35.663	19.553	1:20.487 (1)	108.83		13:08:05.794
7 -	25.441	35.776	20.462	1:21.679	107.24	1.192	13:09:27.473
8 -	25.408	36.010	19.669	1:21.087	108.03	0.600	13:10:48.560
9 -	25.550	35.528	19.428	1:20.506 (2)	108.80	0.019	13:12:09.066
10 -	25.666	35.657	19.630	1:20.953	108.20	0.466	13:13:30.019
11 -	25.688	35.640	19.581	1:20.909	108.26	0.422	13:14:50.928
12 -	25.827	36.175	19.789	1:21.791	107.10	1.304	13:16:12.719
13 -	25.514	35.912	19.580	1:21.006	108.13	0.519	13:17:33.725
14 -	25.465	36.796	19.478	1:21.739	107.16	1.252	13:18:55.464
15 -	26.098	36.329	19.585	1:22.012	106.81	1.525	13:20:17.476

P3		19 Cup		Cian CAREY		F308	
IDEAL LAP TIME : 1:20.271		BEST LAP TIME : 1:20.464		DIFFERENCE : 0.193			
LAP	SECTOR 1	SECTOR 2	SECTOR 3	LAP TIME	MPH	DIFF	TIME OF DAY
1 -		37.724	20.917	1:30.514	96.77	10.050	13:01:20.146
2 -	26.012	36.419	19.782	1:22.213	106.55	1.749	13:02:42.359
3 -	25.891	36.520	19.609	1:22.020	106.80	1.556	13:04:04.379
4 -	25.407	36.355	19.577	1:21.339	107.69	0.875	13:05:25.718
5 -	25.646	36.179	19.432	1:21.257	107.80	0.793	13:06:46.975
6 -	25.375	35.983	19.704	1:21.062	108.06	0.598	13:08:08.037
7 -	25.634	35.995	19.403	1:21.032	108.10	0.568	13:09:29.069
8 -	25.995	36.369	19.471	1:21.835	107.04	1.371	13:10:50.904
9 -	25.458	35.727	19.413	1:20.598 (2)	108.68	0.134	13:12:11.502
10 -	25.657	35.775	19.394	1:20.826 (3)	108.37	0.362	13:13:32.328
11 -	25.588	35.981	19.445	1:21.014	108.12	0.550	13:14:53.342
12 -	25.498	35.570	19.396	1:20.464 (1)	108.86		13:16:13.806
13 -	25.603	35.899	19.326	1:20.828	108.37	0.364	13:17:34.634
14 -	25.553	36.977	19.544	1:22.074	106.73	1.610	13:18:56.708
15 -	25.810	36.782	19.589	1:22.181	106.59	1.717	13:20:18.889

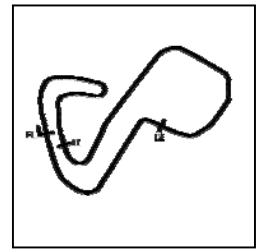
P4		11 Cup		Shane KELLY		F308	
IDEAL LAP TIME :		BEST LAP TIME : 1:20.136		DIFFERENCE :			
LAP	SECTOR 1	SECTOR 2	SECTOR 3	LAP TIME	MPH	DIFF	TIME OF DAY

Weather / Track : Sunny / Dry

Brands Hatch GP
Circuit Length = 2.4332 miles
Start: 12:59 Flag 13:20 End: 13:21

F3 Cup Championship

RACE 1 - SECTOR ANALYSIS



SECTOR 1 = FL to I1, SECTOR 2 = I1 to I2, SECTOR 3 = I2 to FL, DIFF = Difference To Personal Best Lap, P = Crossed Finish Line in Pit Lane, D = Time Disallowed

1 -	20.255	1:30.680	96.60	10.544	13:01:20.312
2 -	20.105	1:23.213	105.27	3.077	13:02:43.525
3 -	19.669	1:21.311	107.73	1.175	13:04:04.836
4 -	19.505	1:21.531	107.44	1.395	13:05:26.367
5 -	19.510	1:21.080	108.03	0.944	13:06:47.447
6 -	19.526	1:20.906	108.27	0.770	13:08:08.353
7 -	19.776	1:21.403	107.61	1.267	13:09:29.756
8 -	19.494	1:21.597	107.35	1.461	13:10:51.353
9 -	19.576	1:21.490	107.49	1.354	13:12:12.843
10 -	19.202	1:20.136 (1)	109.31		13:13:32.979
11 -	19.481	1:20.660 (3)	108.60	0.524	13:14:53.639
12 -	19.274	1:20.568 (2)	108.72	0.432	13:16:14.207
13 -	19.412	1:21.106	108.00	0.970	13:17:35.313
14 -	19.637	1:21.872	106.99	1.736	13:18:57.185
15 -	19.525	1:21.995	106.83	1.859	13:20:19.180

P5 6 Cup George LINE		F308					
IDEAL LAP TIME : 1:22.201		BEST LAP TIME : 1:22.302		DIFFERENCE : 0.101			
LAP	SECTOR 1	SECTOR 2	SECTOR 3	LAP TIME	MPH	DIFF	TIME OF DAY
1 -		37.261	20.620	1:30.569	96.72	8.267	13:01:20.201
2 -	26.873	36.800	20.274	1:23.947	104.34	1.645	13:02:44.148
3 -	25.900	36.552	19.850	1:22.302 (1)	106.43		13:04:06.450
4 -	25.867	36.530	19.979	1:22.376 (2)	106.33	0.074	13:05:28.826
5 -	25.952	36.665	20.041	1:22.658	105.97	0.356	13:06:51.484
6 -	26.006	36.847	20.082	1:22.935	105.62	0.633	13:08:14.419
7 -	26.209	36.785	19.975	1:22.969	105.57	0.667	13:09:37.388
8 -	25.974	36.587	20.577	1:23.138	105.36	0.836	13:11:00.526
9 -	26.121	36.484	20.008	1:22.613	106.03	0.311	13:12:23.139
10 -	25.892	36.535	20.089	1:22.516 (3)	106.15	0.214	13:13:45.655
11 -	25.968	37.168	20.189	1:23.325	105.12	1.023	13:15:08.980
12 -	26.482	37.267	20.186	1:23.935	104.36	1.633	13:16:32.915
13 -	26.289	36.727	20.206	1:23.222	105.25	0.920	13:17:56.137
14 -	26.670	37.077	20.185	1:23.932	104.36	1.630	13:19:20.069
15 -	26.468	38.283	20.708	1:25.459	102.50	3.157	13:20:45.528

P6 12 INV Tristan CHARPENTIER		MSV FA-016					
IDEAL LAP TIME : 1:22.829		BEST LAP TIME : 1:22.901		DIFFERENCE : 0.072			
LAP	SECTOR 1	SECTOR 2	SECTOR 3	LAP TIME	MPH	DIFF	TIME OF DAY
1 -		39.330	20.237	1:33.232	93.95	10.331	13:01:22.864
2 -	26.502	38.155	20.173	1:24.830	103.26	1.929	13:02:47.694
3 -	26.262	37.350	19.907	1:23.519	104.88	0.618	13:04:11.213
4 -	26.142	38.864	20.129	1:25.135	102.89	2.234	13:05:36.348
5 -	26.380	37.281	19.984	1:23.645	104.72	0.744	13:06:59.993
6 -	26.202	37.034	19.854	1:23.090	105.42	0.189	13:08:23.083
7 -	26.151	36.953	19.797	1:22.901 (1)	105.66		13:09:45.984
8 -	26.110	37.051	19.918	1:23.079 (3)	105.43	0.178	13:11:09.063
9 -	26.201	38.785	19.766	1:24.752	103.35	1.851	13:12:33.815
10 -	26.164	37.175	19.790	1:23.129	105.37	0.228	13:13:56.944
11 -	26.161	37.165	19.849	1:23.175	105.31	0.274	13:15:20.119
12 -	26.213	37.028	19.884	1:23.125	105.38	0.224	13:16:43.244
13 -	26.113	37.167	20.009	1:23.289	105.17	0.388	13:18:06.533
14 -	26.191	37.007	19.887	1:23.085	105.43	0.184	13:19:29.618
15 -	26.112	36.998	19.885	1:22.995 (2)	105.54	0.094	13:20:52.613

P7 10 Cup Baptiste LEONARD		F312					
IDEAL LAP TIME : 1:22.325		BEST LAP TIME : 1:22.769		DIFFERENCE : 0.444			
LAP	SECTOR 1	SECTOR 2	SECTOR 3	LAP TIME	MPH	DIFF	TIME OF DAY
1 -		39.948	20.627	1:34.693	92.50	11.924	13:01:24.325
2 -	26.144	37.871	20.539	1:24.554	103.60	1.785	13:02:48.879
3 -	26.119	37.791	20.468	1:24.378	103.81	1.609	13:04:13.257
4 -	26.285	37.151	20.300	1:23.736	104.61	0.967	13:05:36.993
5 -	26.128	37.488	20.122	1:23.738	104.61	0.969	13:07:00.731

Weather / Track : Sunny / Dry

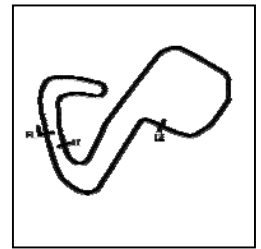
Brands Hatch GP

Circuit Length = 2.4332 miles

Start: 12:59 Flag 13:20 End: 13:21

F3 Cup Championship

RACE 1 - SECTOR ANALYSIS



SECTOR 1 = FL to I1, SECTOR 2 = I1 to I2, SECTOR 3 = I2 to FL, DIFF = Difference To Personal Best Lap, P = Crossed Finish Line in Pit Lane, D = Time Disallowed

6 -	25.811	37.297	20.179	1:23.287	105.17	0.518	13:08:24.018
7 -	25.626	37.125	20.147	1:22.898 (2)	105.67	0.129	13:09:46.916
8 -	25.540	37.110	20.333	1:22.983 (3)	105.56	0.214	13:11:09.899
9 -	25.625	39.128	19.891	1:24.644	103.49	1.875	13:12:34.543
10 -	25.630	37.369	19.770	1:22.769 (1)	105.83		13:13:57.312
11 -	25.960	37.429	19.892	1:23.281	105.18	0.512	13:15:20.593
12 -	26.010	37.418	19.906	1:23.334	105.11	0.565	13:16:43.927
13 -	25.672	37.655	20.120	1:23.447	104.97	0.678	13:18:07.374
14 -	25.544	37.648	20.375	1:23.567	104.82	0.798	13:19:30.941
15 -	25.445	37.450	20.253	1:23.148	105.35	0.379	13:20:54.089

P8 18 Cup		David GILLETT		F308			
IDEAL LAP TIME : 1:23.651		BEST LAP TIME : 1:23.822		DIFFERENCE : 0.171			
LAP	SECTOR 1	SECTOR 2	SECTOR 3	LAP TIME	MPH	DIFF	TIME OF DAY
1 -		39.277	21.029	1:35.315	91.90	11.493	13:01:24.947
2 -	26.673	37.228	20.454	1:24.355 (2)	103.84	0.533	13:02:49.302
3 -	26.421	37.325	20.619	1:24.365 (3)	103.83	0.543	13:04:13.667
4 -	26.414	36.914	20.494	1:23.822 (1)	104.50		13:05:37.489
5 -	26.283	37.307	21.017	1:24.607	103.53	0.785	13:07:02.096
6 -	27.591	37.547	20.943	1:26.081	101.76	2.259	13:08:28.177
7 -	26.679	37.360	20.754	1:24.793	103.30	0.971	13:09:52.970
8 -	26.521	37.481	20.765	1:24.767	103.34	0.945	13:11:17.737
9 -	26.880	37.363	20.855	1:25.098	102.93	1.276	13:12:42.835
10 -	26.933	38.425	20.838	1:26.196	101.62	2.374	13:14:09.031
11 -	26.680	37.711	21.036	1:25.427	102.54	1.605	13:15:34.458
12 -	26.731	37.399	20.616	1:24.746	103.36	0.924	13:16:59.204
13 -	26.611	37.339	20.514	1:24.464	103.71	0.642	13:18:23.668
14 -	26.445	37.736	20.838	1:25.019	103.03	1.197	13:19:48.687
15 -	26.582	38.640	20.736	1:25.958	101.90	2.136	13:21:14.645

P9 99 Cup		Martin DALY		F308			
IDEAL LAP TIME : 1:24.567		BEST LAP TIME : 1:24.900		DIFFERENCE : 0.333			
LAP	SECTOR 1	SECTOR 2	SECTOR 3	LAP TIME	MPH	DIFF	TIME OF DAY
1 -		40.571	21.034	1:38.504	88.92	13.604	13:01:28.136
2 -	26.492	38.529	20.494	1:25.515 (3)	102.43	0.615	13:02:53.651
3 -	26.884	38.453	20.478	1:25.815	102.07	0.915	13:04:19.466
4 -	26.877	38.386	20.518	1:25.781	102.11	0.881	13:05:45.247
5 -	26.611	38.366	20.794	1:25.771	102.13	0.871	13:07:11.018
6 -	26.597	38.249	20.428	1:25.274 (2)	102.72	0.374	13:08:36.292
7 -	26.746	38.459	20.992	1:26.197	101.62	1.297	13:10:02.489
8 -	26.618	39.444	20.736	1:26.798	100.92	1.898	13:11:29.287
9 -	26.651	38.922	21.018	1:26.591	101.16	1.691	13:12:55.878
10 -	26.527	38.575	20.463	1:25.565	102.37	0.665	13:14:21.443
11 -	26.614	40.276	21.396	1:28.286	99.22	3.386	13:15:49.729
12 -	26.789	38.612	20.205	1:25.606	102.32	0.706	13:17:15.335
13 -	26.338	38.090	20.472	1:24.900 (1)	103.17		13:18:40.235
14 -			20.531	1:25.551	102.39	0.651	13:20:05.786
15 -	26.272	39.809	20.674	1:26.755	100.97	1.855	13:21:32.541

P10 9 Cup		Stephen FITZPATRICK		F311			
IDEAL LAP TIME : 1:23.651		BEST LAP TIME : 1:24.112		DIFFERENCE : 0.461			
LAP	SECTOR 1	SECTOR 2	SECTOR 3	LAP TIME	MPH	DIFF	TIME OF DAY
1 -		42.573	22.280	1:44.721	83.64	20.609	13:01:34.353
2 -	28.509	39.380	20.927	1:28.816	98.62	4.704	13:03:03.169
3 -	27.506	38.763	21.065	1:27.334	100.30	3.222	13:04:30.503
4 -	26.762	38.478	20.540	1:25.780	102.11	1.668	13:05:56.283
5 -	26.965	38.250	20.416	1:25.631	102.29	1.519	13:07:21.914
6 -	27.708	38.466	20.414	1:26.588	101.16	2.476	13:08:48.502
7 -	26.479	37.727	20.423	1:24.629 (2)	103.50	0.517	13:10:13.131
8 -	26.801	36.952	20.359	1:24.112 (1)	104.14		13:11:37.243
9 -	26.678	37.958	20.454	1:25.090 (3)	102.94	0.978	13:13:02.333
10 -	27.271	38.990	20.717	1:26.978	100.71	2.866	13:14:29.311

Weather / Track : Sunny / Dry

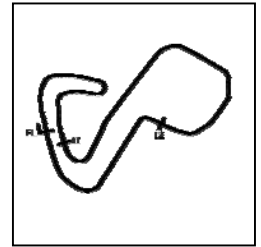
Brands Hatch GP

Circuit Length = 2.4332 miles

Start: 12:59 Flag 13:20 End: 13:21

F3 Cup Championship

RACE 1 - SECTOR ANALYSIS



SECTOR 1 = FL to I1, SECTOR 2 = I1 to I2, SECTOR 3 = I2 to FL, DIFF = Difference To Personal Best Lap, P = Crossed Finish Line in Pit Lane, D = Time Disallowed

11 -	27.012	39.268	21.027	1:27.307	100.33	3.195	13:15:56.618
12 -	26.340	38.489	20.617	1:25.446	102.51	1.334	13:17:22.064
13 -	28.095	37.840	20.616	1:26.551	101.21	2.439	13:18:48.615
14 -	26.944	38.239	20.765	1:25.948	101.92	1.836	13:20:14.563
15 -	26.604	38.963	20.848	1:26.415	101.36	2.303	13:21:40.978

P11 7 Cup Phillip JEANS		F312					
IDEAL LAP TIME : 1:25.959		BEST LAP TIME : 1:26.381					
		DIFFERENCE : 0.422					
LAP	SECTOR 1	SECTOR 2	SECTOR 3	LAP TIME	MPH	DIFF	TIME OF DAY
1 -		40.409	21.501	1:38.194	89.20	11.813	13:01:27.826
2 -	27.650	38.622	20.880	1:27.152	100.51	0.771	13:02:54.978
3 -	27.142	38.334	21.018	1:26.494 (3)	101.27	0.113	13:04:21.472
4 -	27.300	38.605	21.054	1:26.959	100.73	0.578	13:05:48.431
5 -	27.758	38.504	20.812	1:27.074	100.60	0.693	13:07:15.505
6 -	27.033	38.337	21.011	1:26.381 (1)	101.40		13:08:41.886
7 -	27.123	38.448	20.862	1:26.433 (2)	101.34	0.052	13:10:08.319
8 -	27.464	38.284	20.968	1:26.716	101.01	0.335	13:11:35.035
9 -	27.420	38.427	20.994	1:26.841	100.87	0.460	13:13:01.876
10 -	28.541	38.671	21.023	1:28.235	99.27	1.854	13:14:30.111
11 -	26.964	39.218	21.235	1:27.417	100.20	1.036	13:15:57.528
12 -	27.575	39.136	22.034	1:28.745	98.70	2.364	13:17:26.273
13 -	27.948	38.950	20.823	1:27.721	99.86	1.340	13:18:53.994
14 -	27.197	40.519	20.711	1:28.427	99.06	2.046	13:20:22.421

P12 21 Cup James SIMONS		F310					
IDEAL LAP TIME : 1:33.274		BEST LAP TIME : 1:34.161					
		DIFFERENCE : 0.887					
LAP	SECTOR 1	SECTOR 2	SECTOR 3	LAP TIME	MPH	DIFF	TIME OF DAY
1 -		43.357	22.850	1:45.004	83.42	10.843	13:01:34.636
2 -	29.424	42.498	22.239	1:34.161 (1)	93.03		13:03:08.797
3 -	29.359	42.804	22.414	1:34.577 (3)	92.62	0.416	13:04:43.374
4 -	29.505	43.002	22.496	1:35.003	92.20	0.842	13:06:18.377
5 -	29.532	42.428	22.382	1:34.342 (2)	92.85	0.181	13:07:52.719
6 -	29.314	42.714	22.776	1:34.804	92.39	0.643	13:09:27.523
7 -	29.757	42.597	22.903	1:35.257	91.96	1.096	13:11:02.780
8 -	30.163	44.276	22.464	1:36.903	90.39	2.742	13:12:39.683
9 -	29.843	43.477	22.606	1:35.926	91.31	1.765	13:14:15.609
10 -	29.407	42.987	22.917	1:35.311	91.90	1.150	13:15:50.920
11 -	29.479	43.119	22.324	1:34.922	92.28	0.761	13:17:25.842
12 -	29.982	43.525	21.860	1:35.367	91.85	1.206	13:19:01.209
13 -	28.986	43.818	23.231	1:36.035	91.21	1.874	13:20:37.244

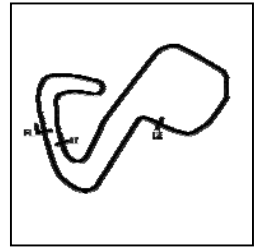
P13 8 Cup Tony BISHOP		F311					
IDEAL LAP TIME : 1:21.335		BEST LAP TIME : 1:21.576					
		DIFFERENCE : 0.241					
LAP	SECTOR 1	SECTOR 2	SECTOR 3	LAP TIME	MPH	DIFF	TIME OF DAY
1 -		39.582	20.752	1:34.142	93.04	12.566	13:01:23.774
2 -	26.120	38.011	20.575	1:24.706	103.41	3.130	13:02:48.480
3 -	26.065	37.007	20.198	1:23.270	105.19	1.694	13:04:11.750
4 -	25.798	37.518	19.995	1:23.311	105.14	1.735	13:05:35.061
5 -	25.704	36.140	20.225	1:22.069	106.73	0.493	13:06:57.130
6 -	25.655	35.928	19.993	1:21.576 (1)	107.38		13:08:18.706
7 -	25.574	35.960	20.086	1:21.620 (2)	107.32	0.044	13:09:40.326
8 -	25.476	35.959	20.850	1:22.285	106.45	0.709	13:11:02.611
9 -	25.722	35.866	20.042	1:21.630 (3)	107.31	0.054	13:12:24.241
10 -	25.671	36.126	20.002	1:21.799	107.08	0.223	13:13:46.040
11 -	26.112	36.926	20.095	1:23.133	105.37	1.557	13:15:09.173
12 -	26.528	37.298	20.058	1:23.884	104.42	2.308	13:16:33.057
13 -	26.598	36.572	20.022	1:23.192	105.29	1.616	13:17:56.249

Weather / Track : Sunny / Dry

Brands Hatch GP
 Circuit Length = 2.4332 miles
 Start: 12:59 Flag 13:20 End: 13:21

F3 Cup Championship

RACE 1 - SECTOR ANALYSIS



SECTOR 1 = FL to I1, SECTOR 2 = I1 to I2, SECTOR 3 = I2 to FL, DIFF = Difference To Personal Best Lap, P = Crossed Finish Line in Pit Lane, D = Time Disallowed

P14 77 Cup		Roberto TIRONE		F308			
IDEAL LAP TIME :		BEST LAP TIME : 1:26.154		DIFFERENCE :			
LAP	SECTOR 1	SECTOR 2	SECTOR 3	LAP TIME	MPH	DIFF	TIME OF DAY
1 -		20.954		1:38.858	88.61	12.704	13:01:28.490
2 -		20.538		1:27.264	100.38	1.110	13:02:55.754
3 -		20.430		1:26.474	101.30	0.320	13:04:22.228
4 -		20.577		1:26.349 (3)	101.44	0.195	13:05:48.577
5 -		20.609		1:27.356	100.27	1.202	13:07:15.933
6 -		20.547		1:26.298 (2)	101.50	0.144	13:08:42.231
7 -		20.462		1:26.154 (1)	101.67		13:10:08.385
8 -		20.363		1:26.732	100.99	0.578	13:11:35.117
9 -		20.342		1:26.720	101.01	0.566	13:13:01.837
10 -		20.472		1:26.934	100.76	0.780	13:14:28.771
11 -		21.641		1:28.109	99.42	1.955	13:15:56.880
12 -		21.963		1:29.027	98.39	2.873	13:17:25.907
13 -		20.568		1:27.422	100.20	1.268	13:18:53.329

Weather / Track : Sunny / Dry

Results can be found at www.tsl-timing.com

Page 5 of 5

Brands Hatch GP
Circuit Length = 2.4332 miles
Start: 12:59 Flag 13:20 End: 13:21

Printed - 13:22 Saturday, 19 May 2018

F3 Cup Championship

RACE 10 - CLASSIFICATION

POS	NO	CL	PIC NAME	ENTRY	LAPS	TIME	GAP	DIFF	MPH	BEST	ON
1	19	Cup	1 Cian CAREY	F308	15	20:38.212			106.11	1:20.987	14
2	5	Cup	2 Stuart WILTSHIRE	F308	15	20:39.074	0.862	0.862	106.04	1:21.186	8
3	8*	Cup	3 Tony BISHOP	F311	15	20:44.972	6.760	5.898	105.54	1:20.759	10
4	12	INV	1 Tristan CHARPENTIER	MSV FA-016	15	20:56.017	17.805	11.045	104.61	1:22.358	13
5	6	Cup	4 George LINE	F308	15	21:19.251	41.039	23.234	102.71	1:23.646	4
6	10	Cup	5 Baptiste LEONARD	F312	15	21:19.290	41.078	0.039	102.71	1:22.450	13
7	18	Cup	6 David GILLETT	F308	15	21:34.452	56.240	15.162	101.50	1:24.865	14
8	99	Cup	7 Martin DALY	F308	15	21:40.868	1:02.656	6.416	101.00	1:24.479	15
9	7	Cup	8 Phillip JEANS	F312	15	21:46.230	1:08.018	5.362	100.59	1:24.604	14
10	21	Cup	9 James SIMONS	F310	13	20:50.536	2 Laps	2 Laps	91.06	1:32.800	12

NOT CLASSIFIED

DNF	9	Cup	Stephen FITZPATRICK	F311	13	19:08.755	2 Laps		99.13	1:24.028	12
DNF	1	Cup	Jacopo SEBASTIANI	F312	0						
DNF	11	Cup	Shane KELLY	F308	0						
DNF	77	Cup	Roberto TIRONE	F308	0						

FASTEST LAP

8	Cup	Tony BISHOP	F311	10	1:20.759	108.46 mph	174.56 kph
12	INV	Tristan CHARPENTIER	MSV FA-016	13	1:22.358	106.36 mph	171.17 kph

Car 8 - 5 Second penalty applied for exceeding track limits ref MSA reg Q14.4.2

Weather / Track : Bright / Dry

These results are provisional until the conclusion of any judicial and technical matters.

Brands Hatch GP

Circuit Length = 2.4332 miles

Start: 12:26 Flag 12:47 End: 12:48

Clerk Of Course :	Timekeeper :
-------------------	--------------

F3 Cup Championship

RACE 10 - LAP CHART

LAP 1 @ 12:28:23.012			LAP 2 @ 12:29:46.344			LAP 3 @ 12:31:09.037			LAP 4 @ 12:32:30.972			LAP 5 @ 12:33:53.062		
NO	BEHIND	LAP TIME	NO	BEHIND	LAP TIME	NO	BEHIND	LAP TIME	NO	BEHIND	LAP TIME	NO	BEHIND	LAP TIME
19		1:31.852	19		1:23.332	19		1:22.693	19		1:21.935	19		1:22.090
5	0.174	1:32.026	5	0.308	1:23.466	5	0.555	1:22.940	5	0.772	1:22.152	5	0.582	1:21.900
8	1.884	1:33.736	8	3.279	1:24.727	8	2.248	1:21.662	8	2.110	1:21.797	8	1.786	1:21.766
12	2.705	1:34.557	12	5.100	1:25.727	12	6.196	1:23.789	12	7.511	1:23.250	12	8.172	1:22.751
18	4.029	1:35.881	18	6.911	1:26.214	6	9.142	1:24.398	6	10.853	1:23.646	6	12.542	1:23.779
6	4.817	1:36.669	6	7.437	1:25.952	18	10.974	1:26.756	18	14.773	1:25.734	18	18.845	1:26.162
10	5.388	1:37.240	99	12.601	1:27.534	99	16.501	1:26.593	10	21.415	1:26.525	10	23.269	1:23.944
99	8.399	1:40.251	10	13.475	1:31.419	10	16.825	1:26.043	99	22.476	1:27.910	99	26.783	1:26.397
7	10.279	1:42.131	7	14.966	1:28.019	7	19.561	1:27.288	7	24.903	1:27.277	7	29.068	1:26.255
9	18.133	1:49.985	9	26.489	1:31.688	9	32.512	1:28.716	9	38.245	1:27.668	9	43.108	1:26.953
21	22.145	1:53.997	21	36.255	1:37.442	21	50.028	1:36.466	21	1:03.365	1:35.272	21	1:16.270	1:34.995

Weather / Track : Bright / Dry

Results can be found at www.tsl-timing.com

Page 1 of 3

Brands Hatch GP
 Circuit Length = 2.4332 miles
 Start: 12:26 Flag 12:47 End: 12:48

Printed - 12:49 Sunday, 20 May 2018

F3 Cup Championship

RACE 10 - LAP CHART

LAP 6 @ 12:35:14.766			LAP 7 @ 12:36:37.617			LAP 8 @ 12:37:58.971			LAP 9 @ 12:39:20.512			LAP 10 @ 12:40:41.986		
NO	BEHIND	LAP TIME	NO	BEHIND	LAP TIME	NO	BEHIND	LAP TIME	NO	BEHIND	LAP TIME	NO	BEHIND	LAP TIME
19		1:21.704	19		1:22.851	19		1:21.354	19		1:21.541	19		1:21.474
5	0.537	1:21.659	5	0.880	1:23.194	5	0.712	1:21.186	5	0.775	1:21.604	5	0.522	1:21.221
8	2.014	1:21.932	8	2.888	1:23.725	8	2.787	1:21.253	8	2.741	1:21.495	8	2.026	1:20.759
12	9.126	1:22.658	21	1 Lap	1:34.522	12	10.827	1:23.473	12	11.788	1:22.502	12	12.744	1:22.430
6	14.945	1:24.107	12	8.708	1:22.433	21	1 Lap	1:33.098	6	24.275	1:25.896	6	27.864	1:25.063
18	22.679	1:25.538	6	16.203	1:24.109	6	19.920	1:25.071	21	1 Lap	1:34.305	10	34.252	1:23.142
10	25.558	1:23.993	18	24.941	1:25.113	18	28.502	1:24.915	18	32.481	1:25.520	18	37.040	1:26.033
99	30.732	1:25.653	10	26.235	1:23.528	10	28.618	1:23.737	10	32.584	1:25.507	21	1 Lap	1:34.707
7	33.196	1:25.832	99	33.652	1:25.771	99	38.423	1:26.125	99	42.405	1:25.523	99	46.211	1:25.280
9	47.316	1:25.912	7	36.293	1:25.948	7	40.783	1:25.844	7	44.850	1:25.608	7	48.340	1:24.964
			9	49.578	1:25.113	9	55.327	1:27.103	9	1:00.359	1:26.573	9	1:03.390	1:24.505

Weather / Track : Bright / Dry

Results can be found at www.tsl-timing.com

Page 2 of 3

Brands Hatch GP
 Circuit Length = 2.4332 miles
 Start: 12:26 Flag 12:47 End: 12:48

Printed - 12:49 Sunday, 20 May 2018

F3 Cup Championship

RACE 10 - LAP CHART

LAP 11 @ 12:42:03.606			LAP 12 @ 12:43:24.658			LAP 13 @ 12:44:46.012			LAP 14 @ 12:46:06.999			LAP 15 @ 12:47:29.372		
NO	BEHIND	LAP TIME	NO	BEHIND	LAP TIME	NO	BEHIND	LAP TIME	NO	BEHIND	LAP TIME	NO	BEHIND	LAP TIME
19		1:21.620	19		1:21.052	19		1:21.354	19		1:20.987	19		1:22.373
5	0.293	1:21.391	5	0.640	1:21.399	5	0.621	1:21.335	5	0.978	1:21.344	5	0.862	1:22.257
8	1.550	1:21.144	8	1.535	1:21.037	8	1.780	1:21.599	8	1.875	1:21.082	8	1.760	1:22.258
12	13.698	1:22.574	12	15.183	1:22.537	12	16.187	1:22.358	12	17.641	1:22.441	21	2 Laps	1:35.497
6	30.792	1:24.548	6	34.237	1:24.497	6	36.854	1:23.971	6	39.515	1:23.648	12	17.805	1:22.537
10	35.652	1:23.020	10	37.134	1:22.534	10	38.230	1:22.450	10	39.856	1:22.613	6	41.039	1:23.897
18	41.397	1:25.977	18	46.153	1:25.808	18	49.831	1:25.032	18	53.709	1:24.865	10	41.078	1:23.595
99	49.907	1:25.316	99	53.562	1:24.707	99	56.886	1:24.678	99	1:00.550	1:24.651	18	56.240	1:24.904
7	52.916	1:26.196	7	57.188	1:25.324	7	1:01.015	1:25.181	7	1:04.632	1:24.604	99	1:02.656	1:24.479
21	1 Lap	1:33.616	21	1 Lap	1:33.819	9	1:13.903	1:24.638				7	1:08.018	1:25.759
9	1:07.643	1:25.873	9	1:10.619	1:24.028	21	1 Lap	1:32.800						

Weather / Track : Bright / Dry

Results can be found at www.tsl-timing.com

Page 3 of 3

Brands Hatch GP
 Circuit Length = 2.4332 miles
 Start: 12:26 Flag 12:47 End: 12:48

Printed - 12:49 Sunday, 20 May 2018

F3 Cup Championship

RACE 10 - BEST SECTORS

SECTOR 1			SECTOR 2			SECTOR 3			IDEAL / BEST COMPARISON						
POS	NO	NAME	TIME	NO	NAME	TIME	NO	NAME	TIME	POS	NO	NAME	IDEAL	BEST	DIFF
													PERFECT LAP	1:20.586	
1	8	BISHOP	25.396	8	BISHOP	35.778	5	WILTSHIRE	19.412	1	8	BISHOP	1:20.744	1:20.759	0.015
2	19	CAREY	25.485	5	WILTSHIRE	35.787	19	CAREY	19.473	2	19	CAREY	1:20.855	1:20.987	0.132
3	10	LEONARD	25.671	19	CAREY	35.897	8	BISHOP	19.570	3	5	WILTSHIRE	1:20.938	1:21.186	0.248
4	5	WILTSHIRE	25.739	12	CHARPENTIER	36.580	12	CHARPENTIER	19.704	4	12	CHARPENTIER	1:22.203	1:22.358	0.155
5	12	CHARPENTIER	25.919	10	LEONARD	36.720	9	FITZPATRICK	19.740	5	10	LEONARD	1:22.349	1:22.450	0.101
6	6	LINE	26.248	9	FITZPATRICK	36.850	10	LEONARD	19.958	6	9	FITZPATRICK	1:22.849	1:24.028	1.179
7	9	FITZPATRICK	26.259	6	LINE	36.977	6	LINE	20.139	7	6	LINE	1:23.364	1:23.646	0.282
8	99	DALY	26.380	18	GILLETT	37.109	99	DALY	20.290	8	99	DALY	1:24.134	1:24.479	0.345
9	7	JEANS	26.619	7	JEANS	37.430	7	JEANS	20.424	9	18	GILLETT	1:24.327	1:24.865	0.538
10	18	GILLETT	26.635	99	DALY	37.464	18	GILLETT	20.583	10	7	JEANS	1:24.473	1:24.604	0.131
11	21	SIMONS	28.901	21	SIMONS	41.749	21	SIMONS	21.816	11	21	SIMONS	1:32.466	1:32.800	0.334
12															
13															
14															

Weather / Track : Bright / Dry

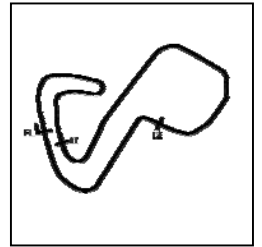
Results can be found at www.tsl-timing.com

Brands Hatch GP
 Circuit Length = 2.4332 miles
 Start: 12:26 Flag 12:47 End: 12:48

Printed - 12:50 Sunday, 20 May 2018

F3 Cup Championship

RACE 10 - SECTOR ANALYSIS



SECTOR 1 = FL to I1, SECTOR 2 = I1 to I2, SECTOR 3 = I2 to FL, DIFF = Difference To Personal Best Lap, P = Crossed Finish Line in Pit Lane, D = Time Disallowed

P1		19 Cup		Cian CAREY		F308	
IDEAL LAP TIME : 1:20.855		BEST LAP TIME : 1:20.987		DIFFERENCE : 0.132			
LAP	SECTOR 1	SECTOR 2	SECTOR 3	LAP TIME	MPH	DIFF	TIME OF DAY
1 -		38.110	20.420	1:31.852	95.36	10.865	12:28:23.012
2 -	26.283	37.004	20.045	1:23.332	105.11	2.345	12:29:46.344
3 -	26.303	36.624	19.766	1:22.693	105.93	1.706	12:31:09.037
4 -	25.845	36.404	19.686	1:21.935	106.91	0.948	12:32:30.972
5 -	25.981	36.466	19.643	1:22.090	106.71	1.103	12:33:53.062
6 -	25.723	36.384	19.597	1:21.704	107.21	0.717	12:35:14.766
7 -	25.818	37.378	19.655	1:22.851	105.73	1.864	12:36:37.617
8 -	25.616	36.080	19.658	1:21.354 (3)	107.67	0.367	12:37:58.971
9 -	25.754	36.178	19.609	1:21.541	107.42	0.554	12:39:20.512
10 -	25.964	36.019	19.491	1:21.474	107.51	0.487	12:40:41.986
11 -	25.782	36.161	19.677	1:21.620	107.32	0.633	12:42:03.606
12 -	25.668	35.897	19.487	1:21.052 (2)	108.07	0.065	12:43:24.658
13 -	25.638	36.102	19.614	1:21.354 (3)	107.67	0.367	12:44:46.012
14 -	25.485	36.029	19.473	1:20.987 (1)	108.16		12:46:06.999
15 -	26.549	36.154	19.670	1:22.373	106.34	1.386	12:47:29.372

P2		5 Cup		Stuart WILTSHIRE		F308	
IDEAL LAP TIME : 1:20.938		BEST LAP TIME : 1:21.186		DIFFERENCE : 0.248			
LAP	SECTOR 1	SECTOR 2	SECTOR 3	LAP TIME	MPH	DIFF	TIME OF DAY
1 -		37.187	20.288	1:32.026	95.18	10.840	12:28:23.186
2 -	26.745	36.722	19.999	1:23.466	104.95	2.280	12:29:46.652
3 -	26.267	36.778	19.895	1:22.940	105.61	1.754	12:31:09.592
4 -	25.978	36.395	19.779	1:22.152	106.62	0.966	12:32:31.744
5 -	26.026	36.199	19.675	1:21.900	106.95	0.714	12:33:53.644
6 -	26.258	35.919	19.482	1:21.659	107.27	0.473	12:35:15.303
7 -	25.967	37.517	19.710	1:23.194	105.29	2.008	12:36:38.497
8 -	25.956	35.818	19.412	1:21.186 (1)	107.89		12:37:59.683
9 -	25.948	35.787	19.869	1:21.604	107.34	0.418	12:39:21.287
10 -	25.739	36.048	19.434	1:21.221 (2)	107.85	0.035	12:40:42.508
11 -	25.978	35.857	19.556	1:21.391	107.62	0.205	12:42:03.899
12 -	25.984	35.972	19.443	1:21.399	107.61	0.213	12:43:25.298
13 -	25.915	35.788	19.632	1:21.335 (3)	107.70	0.149	12:44:46.633
14 -	25.979	35.896	19.469	1:21.344	107.68	0.158	12:46:07.977
15 -	26.204	36.040	20.013	1:22.257	106.49	1.071	12:47:30.234

P3		8 Cup		Tony BISHOP		F311	
IDEAL LAP TIME : 1:20.744		BEST LAP TIME : 1:20.759		DIFFERENCE : 0.015			
LAP	SECTOR 1	SECTOR 2	SECTOR 3	LAP TIME	MPH	DIFF	TIME OF DAY
1 -		37.589	20.452	1:33.736	93.45	12.977	12:28:24.896
2 -	27.908	36.899	19.920	1:24.727	103.38	3.968	12:29:49.623
3 -	25.816	35.940	19.906	1:21.662	107.26	0.903	12:31:11.285
4 -	25.625	36.129	20.043	1:21.797	107.09	1.038	12:32:33.082
5 -	25.593	36.426	19.747	1:21.766	107.13	1.007	12:33:54.848
6 -	25.742	36.375	19.815	1:21.932	106.91	1.173	12:35:16.780
7 -	25.891	37.987	19.847	1:23.725	104.62	2.966	12:36:40.505
8 -	25.617	35.940	19.696	1:21.253	107.80	0.494	12:38:01.758
9 -	25.801	35.791	19.903	1:21.495	107.48	0.736	12:39:23.253
10 -	25.396	35.778	19.585	1:20.759 (1)	108.46		12:40:44.012
11 -	25.516	35.892	19.736	1:21.144	107.95	0.385	12:42:05.156
12 -	25.518	35.949	19.570	1:21.037 (2)	108.09	0.278	12:43:26.193
13 -	25.777	36.214	19.608	1:21.599	107.35	0.840	12:44:47.792
14 -	25.477	35.982	19.623	1:21.082 (3)	108.03	0.323	12:46:08.874
15 -	26.396	36.004	19.858	1:22.258	106.49	1.499	12:47:31.132

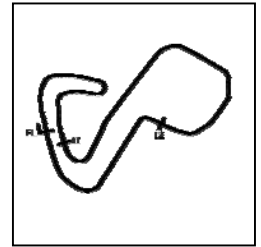
P4		12 INV		Tristan CHARPENTIER		MSV FA-016	
IDEAL LAP TIME : 1:22.203		BEST LAP TIME : 1:22.358		DIFFERENCE : 0.155			
LAP	SECTOR 1	SECTOR 2	SECTOR 3	LAP TIME	MPH	DIFF	TIME OF DAY

Weather / Track : Bright / Dry

Brands Hatch GP
Circuit Length = 2.4332 miles
Start: 12:26 Flag 12:47 End: 12:48

F3 Cup Championship

RACE 10 - SECTOR ANALYSIS



SECTOR 1 = FL to I1, SECTOR 2 = I1 to I2, SECTOR 3 = I2 to FL, DIFF = Difference To Personal Best Lap, P = Crossed Finish Line in Pit Lane, D = Time Disallowed

1 -		38.195	20.251	1:34.557	92.64	12.199	12:28:25.717
2 -	27.818	37.914	19.995	1:25.727	102.18	3.369	12:29:51.444
3 -	26.586	37.203	20.000	1:23.789	104.54	1.431	12:31:15.233
4 -	26.236	37.082	19.932	1:23.250	105.22	0.892	12:32:38.483
5 -	26.108	36.895	19.748	1:22.751	105.85	0.393	12:34:01.234
6 -	26.068	36.771	19.819	1:22.658	105.97	0.300	12:35:23.892
7 -	25.975	36.634	19.824	1:22.433 (3)	106.26	0.075	12:36:46.325
8 -	26.623	37.089	19.761	1:23.473	104.94	1.115	12:38:09.798
9 -	25.979	36.732	19.791	1:22.502	106.17	0.144	12:39:32.300
10 -	26.104	36.603	19.723	1:22.430 (2)	106.27	0.072	12:40:54.730
11 -	26.115	36.645	19.814	1:22.574	106.08	0.216	12:42:17.304
12 -	26.059	36.774	19.704	1:22.537	106.13	0.179	12:43:39.841
13 -	26.022	36.627	19.709	1:22.358 (1)	106.36		12:45:02.199
14 -	25.919	36.709	19.813	1:22.441	106.25	0.083	12:46:24.640
15 -	26.122	36.580	19.835	1:22.537	106.13	0.179	12:47:47.177

P5 6 Cup George LINE		F308	
IDEAL LAP TIME : 1:23.364	BEST LAP TIME : 1:23.646	DIFFERENCE : 0.282	

LAP	SECTOR 1	SECTOR 2	SECTOR 3	LAP TIME	MPH	DIFF	TIME OF DAY
1 -		38.331	20.973	1:36.669	90.61	13.023	12:28:27.829
2 -	27.417	37.750	20.785	1:25.952	101.91	2.306	12:29:53.781
3 -	26.977	37.282	20.139	1:24.398	103.79	0.752	12:31:18.179
4 -	26.272	37.037	20.337	1:23.646 (1)	104.72		12:32:41.825
5 -	26.423	37.041	20.315	1:23.779 (3)	104.55	0.133	12:34:05.604
6 -	26.443	37.230	20.434	1:24.107	104.15	0.461	12:35:29.711
7 -	26.475	37.315	20.319	1:24.109	104.14	0.463	12:36:53.820
8 -	26.752	37.688	20.631	1:25.071	102.97	1.425	12:38:18.891
9 -	27.243	38.010	20.643	1:25.896	101.98	2.250	12:39:44.787
10 -	26.679	37.782	20.602	1:25.063	102.98	1.417	12:41:09.850
11 -	26.690	37.363	20.495	1:24.548	103.60	0.902	12:42:34.398
12 -	26.527	37.598	20.372	1:24.497	103.67	0.851	12:43:58.895
13 -	26.248	37.221	20.502	1:23.971	104.31	0.325	12:45:22.866
14 -	26.502	36.977	20.169	1:23.648 (2)	104.72	0.002	12:46:46.514
15 -	26.552	36.977	20.368	1:23.897	104.41	0.251	12:48:10.411

P6 10 Cup Baptiste LEONARD		F312	
IDEAL LAP TIME : 1:22.349	BEST LAP TIME : 1:22.450	DIFFERENCE : 0.101	

LAP	SECTOR 1	SECTOR 2	SECTOR 3	LAP TIME	MPH	DIFF	TIME OF DAY
1 -		38.424	20.818	1:37.240	90.08	14.790	12:28:28.400
2 -	27.282	43.647	20.490	1:31.419	95.82	8.969	12:29:59.819
3 -	26.871	38.643	20.529	1:26.043	101.80	3.593	12:31:25.862
4 -	26.916	39.188	20.421	1:26.525	101.24	4.075	12:32:52.387
5 -	26.010	37.548	20.386	1:23.944	104.35	1.494	12:34:16.331
6 -	26.139	37.543	20.311	1:23.993	104.29	1.543	12:35:40.324
7 -	25.931	37.423	20.174	1:23.528	104.87	1.078	12:37:03.852
8 -	25.900	37.401	20.436	1:23.737	104.61	1.287	12:38:27.589
9 -	27.215	37.785	20.507	1:25.507	102.44	3.057	12:39:53.096
10 -	26.311	36.796	20.035	1:23.142	105.36	0.692	12:41:16.238
11 -	25.701	37.151	20.168	1:23.020	105.51	0.570	12:42:39.258
12 -	25.801	36.775	19.958	1:22.534 (2)	106.13	0.084	12:44:01.792
13 -	25.682	36.720	20.048	1:22.450 (1)	106.24		12:45:24.242
14 -	25.671	36.831	20.111	1:22.613 (3)	106.03	0.163	12:46:46.855
15 -	26.593			1:23.595	104.78	1.145	12:48:10.450

P7 18 Cup David GILLETT		F308	
IDEAL LAP TIME : 1:24.327	BEST LAP TIME : 1:24.865	DIFFERENCE : 0.538	

LAP	SECTOR 1	SECTOR 2	SECTOR 3	LAP TIME	MPH	DIFF	TIME OF DAY
1 -		38.060	20.821	1:35.881	91.36	11.016	12:28:27.041
2 -	27.939	37.407	20.868	1:26.214	101.60	1.349	12:29:53.255
3 -	27.900	37.916	20.940	1:26.756	100.97	1.891	12:31:20.011
4 -	27.074	37.708	20.952	1:25.734	102.17	0.869	12:32:45.745
5 -	27.044	37.898	21.220	1:26.162	101.66	1.297	12:34:11.907

Brands Hatch GP

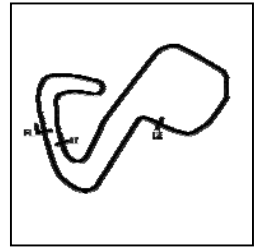
Circuit Length = 2.4332 miles

Start: 12:26 Flag 12:47 End: 12:48

Weather / Track : Bright / Dry

F3 Cup Championship

RACE 10 - SECTOR ANALYSIS



SECTOR 1 = FL to I1, SECTOR 2 = I1 to I2, SECTOR 3 = I2 to FL, DIFF = Difference To Personal Best Lap, P = Crossed Finish Line in Pit Lane, D = Time Disallowed

6 -	26.886	37.657	20.995	1:25.538	102.40	0.673	12:35:37.445
7 -	26.952	37.476	20.685	1:25.113	102.92	0.248	12:37:02.558
8 -	26.847	37.209	20.859	1:24.915 (3)	103.16	0.050	12:38:27.473
9 -	27.027	37.612	20.881	1:25.520	102.43	0.655	12:39:52.993
10 -	27.504	37.698	20.831	1:26.033	101.81	1.168	12:41:19.026
11 -	27.149	38.016	20.812	1:25.977	101.88	1.112	12:42:45.003
12 -	27.415	37.597	20.796	1:25.808	102.08	0.943	12:44:10.811
13 -	26.635	37.497	20.900	1:25.032	103.01	0.167	12:45:35.843
14 -	26.750	37.532	20.583	1:24.865 (1)	103.22		12:47:00.708
15 -	26.727	37.109	21.068	1:24.904 (2)	103.17	0.039	12:48:25.612

P8 99 Cup		Martin DALY		F308			
IDEAL LAP TIME : 1:24.134		BEST LAP TIME : 1:24.479		DIFFERENCE : 0.345			
LAP	SECTOR 1	SECTOR 2	SECTOR 3	LAP TIME	MPH	DIFF	TIME OF DAY
1 -		40.238	21.138	1:40.251	87.37	15.772	12:28:31.411
2 -	27.202	39.473	20.859	1:27.534	100.07	3.055	12:29:58.945
3 -	26.991	38.960	20.642	1:26.593	101.16	2.114	12:31:25.538
4 -	26.819	40.240	20.851	1:27.910	99.64	3.431	12:32:53.448
5 -	26.781	38.814	20.802	1:26.397	101.39	1.918	12:34:19.845
6 -	26.855	38.246	20.552	1:25.653	102.27	1.174	12:35:45.498
7 -			20.608	1:25.771	102.13	1.292	12:37:11.269
8 -	26.779	38.438	20.908	1:26.125	101.71	1.646	12:38:37.394
9 -	26.581	38.511	20.431	1:25.523	102.42	1.044	12:40:02.917
10 -	26.880	37.968	20.432	1:25.280	102.71	0.801	12:41:28.197
11 -			20.290	1:25.316	102.67	0.837	12:42:53.513
12 -			20.545	1:24.707	103.41	0.228	12:44:18.220
13 -	26.494	37.683	20.501	1:24.678 (3)	103.44	0.199	12:45:42.898
14 -	26.433	37.891	20.327	1:24.651 (2)	103.48	0.172	12:47:07.549
15 -	26.380	37.464	20.635	1:24.479 (1)	103.69		12:48:32.028

P9 7 Cup		Phillip JEANS		F312			
IDEAL LAP TIME : 1:24.473		BEST LAP TIME : 1:24.604		DIFFERENCE : 0.131			
LAP	SECTOR 1	SECTOR 2	SECTOR 3	LAP TIME	MPH	DIFF	TIME OF DAY
1 -		40.322	21.317	1:42.131	85.77	17.527	12:28:33.291
2 -	27.634	39.273	21.112	1:28.019	99.52	3.415	12:30:01.310
3 -	27.431	39.038	20.819	1:27.288	100.35	2.684	12:31:28.598
4 -	27.417	38.830	21.030	1:27.277	100.36	2.673	12:32:55.875
5 -	26.909	38.625	20.721	1:26.255	101.55	1.651	12:34:22.130
6 -	27.010	38.002	20.820	1:25.832	102.05	1.228	12:35:47.962
7 -	26.693	38.422	20.833	1:25.948	101.92	1.344	12:37:13.910
8 -	26.997	38.235	20.612	1:25.844	102.04	1.240	12:38:39.754
9 -	27.061	37.794	20.753	1:25.608	102.32	1.004	12:40:05.362
10 -	26.707	37.819	20.438	1:24.964 (2)	103.10	0.360	12:41:30.326
11 -	26.910	38.814	20.472	1:26.196	101.62	1.592	12:42:56.522
12 -	26.658	38.155	20.511	1:25.324	102.66	0.720	12:44:21.846
13 -	27.118	37.639	20.424	1:25.181 (3)	102.83	0.577	12:45:47.027
14 -	26.619	37.430	20.555	1:24.604 (1)	103.53		12:47:11.631
15 -	26.685	38.003	21.071	1:25.759	102.14	1.155	12:48:37.390

P10 21 Cup		James SIMONS		F310			
IDEAL LAP TIME : 1:32.466		BEST LAP TIME : 1:32.800		DIFFERENCE : 0.334			
LAP	SECTOR 1	SECTOR 2	SECTOR 3	LAP TIME	MPH	DIFF	TIME OF DAY
1 -		44.906	23.247	1:53.997	76.84	21.197	12:28:45.157
2 -	31.182	43.672	22.588	1:37.442	89.89	4.642	12:30:22.599
3 -	30.165	43.542	22.759	1:36.466	90.80	3.666	12:31:59.065
4 -	29.560	43.175	22.537	1:35.272	91.94	2.472	12:33:34.337
5 -	29.718	42.932	22.345	1:34.995	92.21	2.195	12:35:09.332
6 -	29.370	43.336	21.816	1:34.522	92.67	1.722	12:36:43.854
7 -	29.042	41.749	22.307	1:33.098 (2)	94.09	0.298	12:38:16.952
8 -	29.149	42.877	22.279	1:34.305	92.88	1.505	12:39:51.257
9 -	30.396	42.030	22.281	1:34.707	92.49	1.907	12:41:25.964
10 -	29.253	42.396	21.967	1:33.616 (3)	93.57	0.816	12:42:59.580

Weather / Track : Bright / Dry

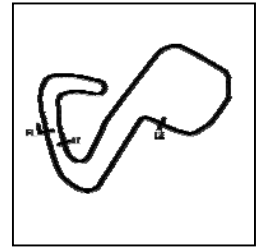
Brands Hatch GP

Circuit Length = 2.4332 miles

Start: 12:26 Flag 12:47 End: 12:48

F3 Cup Championship

RACE 10 - SECTOR ANALYSIS



SECTOR 1 = FL to I1, SECTOR 2 = I1 to I2, SECTOR 3 = I2 to FL, DIFF = Difference To Personal Best Lap, P = Crossed Finish Line in Pit Lane, D = Time Disallowed

11 -	29.390	42.382	22.047	1:33.819	93.36	1.019	12:44:33.399
12 -	28.901	41.955	21.944	1:32.800 (1)	94.39		12:46:06.199
13 -	31.153	42.094	22.250	1:35.497	91.72	2.697	12:47:41.696

P11	9 Cup	Stephen FITZPATRICK	F311
IDEAL LAP TIME : 1:22.849		BEST LAP TIME : 1:24.028	DIFFERENCE : 1.179

LAP	SECTOR 1	SECTOR 2	SECTOR 3	LAP TIME	MPH	DIFF	TIME OF DAY
1 -		43.883	22.084	1:49.985	79.64	25.957	12:28:41.145
2 -	29.452	40.956	21.280	1:31.688	95.53	7.660	12:30:12.833
3 -	28.530	39.432	20.754	1:28.716	98.74	4.688	12:31:41.549
4 -	27.411	39.387	20.870	1:27.668	99.92	3.640	12:33:09.217
5 -	27.567	38.706	20.680	1:26.953	100.74	2.925	12:34:36.170
6 -	27.175	38.306	20.431	1:25.912	101.96	1.884	12:36:02.082
7 -	26.949	37.560	20.604	1:25.113	102.92	1.085	12:37:27.195
8 -	26.743	37.807	22.553	1:27.103	100.56	3.075	12:38:54.298
9 -	27.716	38.376	20.481	1:26.573	101.18	2.545	12:40:20.871
10 -	26.547	37.669	20.289	1:24.505 (2)	103.66	0.477	12:41:45.376
11 -	27.240	37.991	20.642	1:25.873	102.00	1.845	12:43:11.249
12 -	26.576	37.238	20.214	1:24.028 (1)	104.24		12:44:35.277
13 -	27.133	37.765	19.740	1:24.638 (3)	103.49	0.610	12:45:59.915