



# F3 CUP CHAMPIONSHIP

Donington Park National

6<sup>th</sup>/ 7<sup>th</sup> April 2019



Results Provided by Timing Solutions Ltd  
[www.tsl-timing.com](http://www.tsl-timing.com)

# MSVR Club Car Championships - Donington Park National - 6th/7th April 2019

## F3 Cup Championship

### QUALIFYING - RACE 2 - CLASSIFICATION

POS	NO	CL	PIC NAME	ENTRY	TIME	ON	LAPS	GAP	DIFF	MPH
1	28	INV	1 Stefano LEANEY	Dallara F317	1:02.104	12	12			114.72
2	11	Cup	1 Shane KELLY	Dallara F308	1:03.646	12	12	1.542	1.542	111.94
3	1	Cup	2 Cian CAREY	Dallara F311	1:03.733	7	13	1.629	0.087	111.78
4	5	Cup	3 George LINE	Dallara F310	1:04.235	12	12	2.131	0.502	110.91
5	27	Cup	4 Tony BISHOP	Dallara F314	1:04.708	12	12	2.604	0.473	110.10
6	91	Cup	5 Jonathon HUGHES	Dallara F312	1:05.281	13	13	3.177	0.573	109.13
7	2	Cup	6 Stuart WILTSHIRE	Dallara F308	1:06.122	8	12	4.018	0.841	107.74
8	10	Cup	7 Darragh DALY	Dallara F308	1:06.820	8	8	4.716	0.698	106.62
9	17	Cup	8 Patrick JEANS	Dallara F312	1:08.046	4	5	5.942	1.226	104.70
10	7	Cup	9 Phillip JEANS	Dallara F312	1:08.253	12	12	6.149	0.207	104.38
11	9	Cup	10 Stephen FITZPATRICK	Dallara F308	1:08.553	12	12	6.449	0.300	103.92
12	6	Cup	11 Adrian HOLEY	Dallara F308	1:09.657	12	12	7.553	1.104	102.28
13	77	Cup	12 Roberto TIRONE	Dallara F308	1:10.270	12	12	8.166	0.613	101.38
14	21	Cup	13 James SIMONS	Dallara F310	1:13.558	4	4	11.454	3.288	96.85

Car 1 has no working timing transponder - please fix before racing

Weather / Track : Cloudy / Dry

These results are provisional until the conclusion of any judicial and technical matters.

Donington Park National  
Circuit Length = 1.9790 miles  
Start: 09:30 Flag 09:45 End: 09:46

Clerk Of Course :		Timekeeper :	
-------------------	--	--------------	--

# MSVR Club Car Championships - Donington Park National - 6th/7th April 2019

## F3 Cup Championship

### QUALIFYING - RACE 6 - 2ND FASTEST CLASSIFICATION

POS	NO	CL	PIC NAME	ENTRY	TIME	ON	LAPS	GAP	DIFF	MPH
1	28	INV	1 Stefano LEANEY	Dallara F317	1:02.641	6	12			113.73
2	1	Cup	1 Cian CAREY	Dallara F311	1:03.805	13	13	1.164	1.164	111.66
3	11	Cup	2 Shane KELLY	Dallara F308	1:04.367	6	12	1.726	0.562	110.68
4	5	Cup	3 George LINE	Dallara F310	1:04.536	8	12	1.895	0.169	110.39
5	91	Cup	4 Jonathon HUGHES	Dallara F312	1:05.290	8	13	2.649	0.754	109.12
6	27	Cup	5 Tony BISHOP	Dallara F314	1:05.305	8	12	2.664	0.015	109.09
7	2	Cup	6 Stuart WILTSHIRE	Dallara F308	1:06.382	7	12	3.741	1.077	107.32
8	10	Cup	7 Darragh DALY	Dallara F308	1:07.554	5	8	4.913	1.172	105.46
9	7	Cup	8 Phillip JEANS	Dallara F312	1:09.255	6	12	6.614	1.701	102.87
10	9	Cup	9 Stephen FITZPATRICK	Dallara F308	1:09.509	11	12	6.868	0.254	102.49
11	77	Cup	10 Roberto TIRONE	Dallara F308	1:10.771	6	12	8.130	1.262	100.67
12	6	Cup	11 Adrian HOLEY	Dallara F308	1:11.363	6	12	8.722	0.592	99.83
13	17	Cup	12 Patrick JEANS	Dallara F312	1:12.254	3	5	9.613	0.891	98.60
14	21	Cup	13 James SIMONS	Dallara F310			4			

Car 1 has no working timing transponder - please fix before racing

Weather / Track : Cloudy / Dry

These results are provisional until the conclusion of any judicial and technical matters.

Donington Park National  
Circuit Length = 1.9790 miles  
Start: 09:30 Flag 09:45 End: 09:46

Clerk Of Course :		Timekeeper :	
-------------------	--	--------------	--

# MSVR Club Car Championships - Donington Park National - 6th/7th April 2019

## F3 Cup Championship

### QUALIFYING - RACE 2 - LAP ANALYSIS

DIFF = Difference To Personal Best Lap

P1 28 Stefano LEANEY				
LAP	LAP TIME	DIFF	MPH	TIME OF DAY
1 -				09:31:54.080
2 -	1:12.085	9.981	98.83	09:33:06.165
3 -	1:04.662	2.558	110.18	09:34:10.827
4 -	1:04.097	1.993	111.15	09:35:14.924
5 -	1:03.751 (3)	1.647	111.75	09:36:18.675
6 -	1:02.641 (2)	0.537	113.73	09:37:21.316
7 -	1:05.254	3.150	109.18	09:38:26.570
8 -	1:10.364	8.260	101.25	09:39:36.934
9 -	1:47.071	44.967	66.54	09:41:24.005
10 -	2:03.846	1:01.742	57.52	09:43:27.851
11 -	1:04.001	1.897	111.32	09:44:31.852
12 -	1:02.104 (1)		114.72	09:45:33.956

P2 11 Shane KELLY				
LAP	LAP TIME	DIFF	MPH	TIME OF DAY
1 -				09:30:47.126
2 -	1:48.454	44.808	65.69	09:32:35.580
3 -	1:07.500	3.854	105.55	09:33:43.080
4 -	1:06.482	2.836	107.16	09:34:49.562
5 -	1:05.529	1.883	108.72	09:35:55.091
6 -	1:04.367 (2)	0.721	110.68	09:36:59.458
7 -	1:05.126	1.480	109.39	09:38:04.584
8 -	1:04.724 (3)	1.078	110.07	09:39:09.308
9 -	2:13.374	1:09.728	53.41	09:41:22.682
10 -	2:03.955	1:00.309	57.47	09:43:26.637
11 -	1:05.603	1.957	108.60	09:44:32.240
12 -	1:03.646 (1)		111.94	09:45:35.886

P3 1 Cian CAREY				
LAP	LAP TIME	DIFF	MPH	TIME OF DAY
1 -				09:30:33.300
2 -	1:17.509	13.776	91.92	09:31:50.809
3 -	1:09.121	5.388	103.07	09:32:59.930
4 -	1:05.921	2.188	108.07	09:34:05.851
5 -	1:05.169	1.436	109.32	09:35:11.020
6 -	1:06.268	2.535	107.51	09:36:17.288
7 -	1:03.733 (1)		111.78	09:37:21.021
8 -	1:06.886	3.153	106.51	09:38:27.907
9 -	1:09.439	5.706	102.60	09:39:37.346
10 -	1:47.560	43.827	66.23	09:41:24.906
11 -	2:03.343	59.610	57.76	09:43:28.249
12 -	1:04.395 (3)	0.662	110.63	09:44:32.644
13 -	1:03.805 (2)	0.072	111.66	09:45:36.449

P4 5 George LINE				
LAP	LAP TIME	DIFF	MPH	TIME OF DAY
1 -				09:30:28.523
2 -	1:25.170	20.935	83.65	09:31:53.693
3 -	1:14.963	10.728	95.04	09:33:08.656
4 -	1:06.657	2.422	106.88	09:34:15.313
5 -	1:05.838	1.603	108.21	09:35:21.151
6 -	1:05.228	0.993	109.22	09:36:26.379
7 -	1:08.174	3.939	104.50	09:37:34.553
8 -	1:04.536 (2)	0.301	110.39	09:38:39.089
9 -	1:12.987 P	8.752	97.61	09:39:52.076
10 -	4:02.359	2:58.124	29.39	09:43:54.435
11 -	1:05.173 (3)	0.938	109.31	09:44:59.608
12 -	1:04.235 (1)		110.91	09:46:03.843

DIFF = Difference To Personal Best Lap

P5 27 Tony BISHOP				
LAP	LAP TIME	DIFF	MPH	TIME OF DAY
1 -				09:30:27.740
2 -	1:25.579	20.871	83.25	09:31:53.319
3 -	1:15.170	10.462	94.78	09:33:08.489
4 -	1:11.130	6.422	100.16	09:34:19.619
5 -	1:07.070	2.362	106.22	09:35:26.689
6 -	1:06.467	1.759	107.19	09:36:33.156
7 -	1:05.405 (3)	0.697	108.93	09:37:38.561
8 -	1:05.305 (2)	0.597	109.09	09:38:43.866
9 -	1:10.895 P	6.187	100.49	09:39:54.761
10 -	3:53.994	2:49.286	30.44	09:43:48.755
11 -	1:05.665	0.957	108.49	09:44:54.420
12 -	1:04.708 (1)		110.10	09:45:59.128

P6 91 Jonathon HUGHES				
LAP	LAP TIME	DIFF	MPH	TIME OF DAY
1 -				09:30:39.069
2 -	1:23.578	18.297	85.24	09:32:02.647
3 -	1:11.582	6.301	99.53	09:33:14.229
4 -	1:12.118	6.837	98.79	09:34:26.347
5 -	1:08.201	2.920	104.46	09:35:34.548
6 -	1:06.577	1.296	107.01	09:36:41.125
7 -	1:05.775 (3)	0.494	108.31	09:37:46.900
8 -	1:05.290 (2)	0.009	109.12	09:38:52.190
9 -	1:07.136	1.855	106.12	09:39:59.326
10 -	1:32.449	27.168	77.06	09:41:31.775
11 -	2:05.065	59.784	56.96	09:43:36.840
12 -	1:09.047	3.766	103.18	09:44:45.887
13 -	1:05.281 (1)		109.13	09:45:51.168

P7 2 Stuart WILTSHIRE				
LAP	LAP TIME	DIFF	MPH	TIME OF DAY
1 -				09:30:26.486
2 -	1:22.687	16.565	86.16	09:31:49.173
3 -	1:12.517	6.395	98.24	09:33:01.690
4 -	1:08.604	2.482	103.85	09:34:10.294
5 -	1:07.807	1.685	105.07	09:35:18.101
6 -	1:07.459	1.337	105.61	09:36:25.560
7 -	1:06.382 (2)	0.260	107.32	09:37:31.942
8 -	1:06.122 (1)		107.74	09:38:38.064
9 -	1:13.100 P	6.978	97.46	09:39:51.164
10 -	3:54.377	2:48.255	30.39	09:43:45.541
11 -	1:06.831	0.709	106.60	09:44:52.372
12 -	1:06.432 (3)	0.310	107.24	09:45:58.804

P8 10 Darragh DALY				
LAP	LAP TIME	DIFF	MPH	TIME OF DAY
1 -				09:30:31.106
2 -	1:28.835	22.015	80.20	09:31:59.941
3 -	1:11.824	5.004	99.19	09:33:11.765
4 -	1:08.258 (3)	1.438	104.37	09:34:20.023
5 -	1:07.554 (2)	0.734	105.46	09:35:27.577
6 -	1:09.941 P	3.121	101.86	09:36:37.518
7 -	8:13.871	7:07.051	14.42	09:44:51.389
8 -	1:06.820 (1)		106.62	09:45:58.209

Weather / Track : Cloudy / Dry

Donington Park National  
Circuit Length = 1.9790 miles  
Start: 09:30 Flag 09:45 End: 09:46

# MSVR Club Car Championships - Donington Park National - 6th/7th April 2019

## F3 Cup Championship

### QUALIFYING - RACE 2 - LAP ANALYSIS

DIFF = Difference To Personal Best Lap

<b>P9 17 Patrick JEANS</b>				
LAP	LAP TIME	DIFF	MPH	TIME OF DAY
1 -				09:30:33.642
2 -	1:27.684 (3)	19.638	81.25	09:32:01.326
3 -	1:12.254 (2)	4.208	98.60	09:33:13.580
4 -	<b>1:08.046 (1)</b>		<b>104.70</b>	<b>09:34:21.626</b>
5 -	2:33.278 P	1:25.232	46.48	09:36:54.904

<b>P10 7 Phillip JEANS</b>				
LAP	LAP TIME	DIFF	MPH	TIME OF DAY
1 -				09:30:32.457
2 -	1:32.085	23.832	77.37	09:32:04.542
3 -	1:18.685	10.432	90.54	09:33:23.227
4 -	1:12.327	4.074	98.50	09:34:35.554
5 -	1:10.228	1.975	101.45	09:35:45.782
6 -	1:09.255 (2)	1.002	102.87	09:36:55.037
7 -	1:09.329 (3)	1.076	102.76	09:38:04.366
8 -	<b>2:03.692</b>	55.439	57.59	<b>09:40:08.058</b>
9 -	<b>1:24.971</b>	16.718	83.84	<b>09:41:33.029</b>
10 -	2:09.326	1:01.073	55.09	09:43:42.355
11 -	1:14.017	5.764	96.25	09:44:56.372
12 -	<b>1:08.253 (1)</b>		<b>104.38</b>	<b>09:46:04.625</b>

<b>P11 9 Stephen FITZPATRICK</b>				
LAP	LAP TIME	DIFF	MPH	TIME OF DAY
1 -				09:30:38.426
2 -	1:26.261	17.708	82.59	09:32:04.687
3 -	1:12.112	3.559	98.79	09:33:16.799
4 -	1:33.670	25.117	76.06	09:34:50.469
5 -	1:10.807	2.254	100.62	09:36:01.276
6 -	1:09.935	1.382	101.87	09:37:11.211
7 -	1:09.529 (3)	0.976	102.47	09:38:20.740
8 -	<b>1:17.375</b>	8.822	92.07	<b>09:39:38.115</b>
9 -	<b>1:47.372</b>	38.819	66.35	<b>09:41:25.487</b>
10 -	2:07.040	58.487	56.08	09:43:32.527
11 -	1:09.509 (2)	0.956	102.49	09:44:42.036
12 -	<b>1:08.553 (1)</b>		<b>103.92</b>	<b>09:45:50.589</b>

<b>P12 6 Adrian HOLEY</b>				
LAP	LAP TIME	DIFF	MPH	TIME OF DAY
1 -				09:30:41.036
2 -	1:31.284	21.627	78.04	09:32:12.320
3 -	1:20.861	11.204	88.10	09:33:33.181
4 -	1:18.300	8.643	90.99	09:34:51.481
5 -	1:13.530	3.873	96.89	09:36:05.011
6 -	1:11.363 (2)	1.706	99.83	09:37:16.374
7 -	1:12.764	3.107	97.91	09:38:29.138
8 -	<b>1:11.847 (3)</b>	2.190	99.16	<b>09:39:40.985</b>
9 -	<b>1:46.458</b>	36.801	66.92	<b>09:41:27.443</b>
10 -	2:07.016	57.359	56.09	09:43:34.459
11 -	1:13.961	4.304	96.32	09:44:48.420
12 -	<b>1:09.657 (1)</b>		<b>102.28</b>	<b>09:45:58.077</b>

<b>P13 77 Roberto TIRONE</b>				
LAP	LAP TIME	DIFF	MPH	TIME OF DAY
1 -				09:30:44.630
2 -	1:25.177	14.907	83.64	09:32:09.807
3 -	1:18.705	8.435	90.52	09:33:28.512
4 -	1:14.011	3.741	96.26	09:34:42.523
5 -	1:13.542	3.272	96.87	09:35:56.065

DIFF = Difference To Personal Best Lap

6 -	1:10.771 (2)	0.501	100.67	09:37:06.836
7 -	1:11.205 (3)	0.935	100.05	09:38:18.041
8 -	<b>1:17.601</b>	7.331	91.81	<b>09:39:35.642</b>
9 -	<b>1:47.659</b>	37.389	66.17	<b>09:41:23.301</b>
10 -	2:04.518	54.248	57.21	09:43:27.819
11 -	1:12.222	1.952	98.64	09:44:40.041
12 -	<b>1:10.270 (1)</b>		<b>101.38</b>	<b>09:45:50.311</b>

<b>P14 21 James SIMONS</b>				
LAP	LAP TIME	DIFF	MPH	TIME OF DAY
1 -				09:30:43.605
2 -	1:36.392 P	22.834	73.91	09:32:19.997
3 -	2:47.812	1:34.254	42.45	09:35:07.809
4 -	<b>1:13.558 (1)</b>		<b>96.85</b>	<b>09:36:21.367</b>

Weather / Track : Cloudy / Dry

# MSVR Club Car Championships - Donington Park National - 6th/7th April 2019

## F3 Cup Championship

### QUALIFYING - RACE 2 - STATISTICS

**Competitors Started** 14  
**Planned Start** 2019-04-06 @ 09:35:00.000  
**Actual Start** 2019-04-06 @ 09:30:04.904  
**Finish Time** 2019-04-06 @ 09:45:07.254  
**Track Length** 1.9790mi.  
**Total Laps** 151  
**Total Distance Covered** 298.8391mi.

#### Session Fastest Lap History

NO	CL	NAME	LAP TIME	TIME OF DAY	LAP	VEHICLE
2	Cup	Stuart WILTSHIRE	1:22.687	09:31:49.208	2	Dallara F308
1	Cup	Cian CAREY	1:17.509	09:31:50.809	2	Dallara F311
1	Cup	Cian CAREY	1:09.121	09:32:59.930	3	Dallara F311
11	Cup	Shane KELLY	1:07.500	09:33:43.087	3	Dallara F308
1	Cup	Cian CAREY	1:05.921	09:34:05.851	4	Dallara F311
28	INV	Stefano LEANEY	1:04.662	09:34:10.857	3	Dallara F317
28	INV	Stefano LEANEY	1:04.097	09:35:14.954	4	Dallara F317
28	INV	Stefano LEANEY	1:03.751	09:36:18.704	5	Dallara F317
1	Cup	Cian CAREY	1:03.733	09:37:21.021	7	Dallara F311
28	INV	Stefano LEANEY	1:02.641	09:37:21.345	6	Dallara F317
28	INV	Stefano LEANEY	1:02.104	09:45:33.985	12	Dallara F317

#### Flag History

TYPE	TIME OF DAY
GREEN	09:30:04.904
SAFETY	09:38:41.496
GREEN	09:43:25.463
FINISH	09:45:07.254

#### Flag Statistics

TYPE	COUNT	TOTAL LAPS	TOTAL TIME
Green	2	10	10:18.382
Red	0	0	0.000
Safety Car	1	2	4:43.967
FCY	0	0	0.000

Weather / Track : Cloudy / Dry

These results are provisional until the conclusion of any judicial and technical matters.


Donington Park National  
Circuit Length = 1.9790 miles  
Start: 09:30 Flag 09:45 End: 09:46

Clerk Of Course :		Timekeeper :
-------------------	--	--------------

# MSVR Club Car Championships - Donington Park National - 6th/7th April 2019

## F3 Cup Championship

### RACE 2 - GRID (15 minutes)

ROW 7	13	77	Roberto TIRONE	1:10.270	14	21	James SIMONS	1:13.558
ROW 6	11	9	Stephen FITZPATRICK	1:08.553	12	6	Adrian HOLEY	1:09.657
ROW 5	9	17	Patrick JEANS	1:08.046	10	7	Phillip JEANS	1:08.253
ROW 4	7	2	Stuart WILTSHIRE	1:06.122	8	10	Darragh DALY	1:06.820
ROW 3	5	27	Tony BISHOP	1:04.708	6	91	Jonathon HUGHES	1:05.281
ROW 2	3	1	Cian CAREY	1:03.733	4	5	George LINE	1:04.235
ROW 1	1	28	Stefano LEANEY	1:02.104	2	11	Shane KELLY	1:03.646
<b>Pole</b>								
								

Donington Park National  
Circuit Length = 1.9790 miles


**These results are provisional until the conclusion of any judicial and technical matters.**

Clerk Of Course :		Timekeeper :	
-------------------	--	--------------	--

# MSVR Club Car Championships - Donington Park National - 6th/7th April 2019

## F3 Cup Championship

### RACE 6 - GRID (20 minutes)

ROW 7	13	1:12.254 <b>17</b> Patrick JEANS	14	<b>21</b> James SIMONS
ROW 6	11	1:10.771 <b>77</b> Roberto TIRONE	12	1:11.363 <b>6</b> Adrian HOLEY
ROW 5	9	1:09.255 <b>7</b> Phillip JEANS	10	1:09.509 <b>9</b> Stephen FITZPATRICK
ROW 4	7	1:06.382 <b>2</b> Stuart WILTSHIRE	8	1:07.554 <b>10</b> Darragh DALY
ROW 3	5	1:05.290 <b>91</b> Jonathon HUGHES	6	1:05.305 <b>27</b> Tony BISHOP
ROW 2	3	1:04.367 <b>11</b> Shane KELLY	4	1:04.536 <b>5</b> George LINE
ROW 1	1	1:02.641 <b>28</b> Stefano LEANEY	2	1:03.805 <b>1</b> Cian CAREY
<b>Pole</b>				
				

Donington Park National  
Circuit Length = 1.9790 miles

**These results are provisional until the conclusion of any judicial and technical matters.**

Clerk Of Course :

Timekeeper :



# MSVR Club Car Championships - Donington Park National - 6th/7th April 2019

## F3 Cup Championship

### RACE 2 - CLASSIFICATION

POS	NO	CL	PIC NAME	ENTRY	LAPS	TIME	GAP	DIFF	MPH	BEST	ON
1	1	Cup	1 Cian CAREY	Dallara F311	15	15:56.817			111.55	<b>1:02.308</b>	13
2	11	Cup	2 Shane KELLY	Dallara F308	15	15:57.281	<b>0.464</b>	0.464	111.49	<b>1:02.377</b>	13
3	5	Cup	3 George LINE	Dallara F310	15	16:15.735	<b>18.918</b>	18.454	109.38	<b>1:04.021</b>	15
4	27	Cup	4 Tony BISHOP	Dallara F314	15	16:20.193	<b>23.376</b>	4.458	108.88	<b>1:04.187</b>	12
5	2	Cup	5 Stuart WILTSHIRE	Dallara F308	15	16:20.354	<b>23.537</b>	0.161	108.87	<b>1:03.983</b>	15
6	10	Cup	6 Darragh DALY	Dallara F308	15	16:37.552	<b>40.735</b>	17.198	106.99	<b>1:05.003</b>	13
7	91	Cup	7 Jonathon HUGHES	Dallara F312	15	16:47.186	<b>50.369</b>	9.634	105.97	<b>1:03.913</b>	11
8	17	Cup	8 Patrick JEANS	Dallara F312	14	15:59.186	<b>1 Lap</b>	1 Lap	103.84	<b>1:04.872</b>	12
9	9	Cup	9 Stephen FITZPATRICK	Dallara F308	14	16:07.275	<b>1 Lap</b>	8.089	102.97	<b>1:05.542</b>	9
10	7	Cup	10 Phillip JEANS	Dallara F312	14	16:11.130	<b>1 Lap</b>	3.855	102.56	<b>1:06.579</b>	14
11	77	Cup	11 Roberto TIRONE	Dallara F308	14	16:11.678	<b>1 Lap</b>	0.548	102.51	<b>1:06.715</b>	14
12	6	Cup	12 Adrian HOLEY	Dallara F308	14	16:28.334	<b>1 Lap</b>	16.656	100.78	<b>1:08.252</b>	14
13	21	Cup	13 James SIMONS	Dallara F310	14	16:29.158	<b>1 Lap</b>	0.824	100.70	<b>1:08.315</b>	13

NOT CLASSIFIED

<i>DNF</i>	28	INV	Stefano LEANEY	Dallara F317	4	4:34.911	<b>11 Laps</b>	10 Laps	103.16	<b>1:03.174</b>	3
------------	----	-----	----------------	--------------	---	----------	----------------	---------	--------	-----------------	---

FASTEST LAP

	1	Cup	Cian CAREY	Dallara F311	13	1:02.308	114.34 mph			184.02 kph	
	28	INV	Stefano LEANEY	Dallara F317	3	1:03.174	112.77 mph			181.49 kph	

Weather / Track : Bright / Dry

These results are provisional until the conclusion of any judicial and technical matters.

Donington Park National  
Circuit Length = 1.9790 miles  
Start: 12:46 Flag 13:02 End: 13:03

Clerk Of Course :		Timekeeper :	
-------------------	--	--------------	--

# MSVR Club Car Championships - Donington Park National - 6th/7th April 2019

## F3 Cup Championship

### RACE 2 - LAP CHART

LAP 1 @ 12:47:17.244			LAP 2 @ 12:48:21.745			LAP 3 @ 12:49:24.919			LAP 4 @ 12:50:29.377			LAP 5 @ 12:51:32.688		
NO	BEHIND	LAP TIME	NO	BEHIND	LAP TIME	NO	BEHIND	LAP TIME	NO	BEHIND	LAP TIME	NO	BEHIND	LAP TIME
1		1:09.711	28		1:04.244	28		1:03.174	1		1:03.361	1		1:03.311
28	0.257	1:09.968	1	0.823	1:05.324	1	1.097	1:03.448	11	1.405	1:03.826	11	1.346	1:03.252
11	1.086	1:10.797	11	1.366	1:04.781	11	2.037	1:03.845	5	3.594	1:04.713	5	5.125	1:04.842
5	1.530	1:11.241	5	2.026	1:04.997	5	3.339	1:04.487	27	6.966	1:04.875	27	8.424	1:04.769
91	2.426	1:12.137	27	4.590	1:06.229	27	6.549	1:05.133	2	8.299	1:04.470	2	9.349	1:04.361
27	2.862	1:12.573	2	6.069	1:07.166	2	8.287	1:05.392	10	12.526	1:06.590	10	15.421	1:06.206
2	3.404	1:13.115	10	7.458	1:07.474	10	10.394	1:06.110	28	13.067	1:17.525 P	7	31.254	1:08.607
10	4.485	1:14.196	7	15.055	1:11.074	7	21.188	1:09.307	7	25.958	1:09.228	77	31.970	1:08.274
7	8.482	1:18.193	77	16.715	1:12.054	77	23.157	1:09.616	77	27.007	1:08.308	17	32.981	1:07.397
77	9.162	1:18.873	6	17.331	1:10.621	6	24.431	1:10.274	17	28.895	1:08.490	91	36.398	1:06.288
9	9.223	1:18.934	17	18.650	1:10.614	17	24.863	1:09.387	6	31.832	1:11.859	6	39.111	1:10.590
6	11.211	1:20.922	21	20.601	1:11.844	21	28.685	1:11.258	91	33.421	1:05.846	9	41.681	1:08.163
17	12.537	1:22.248	91	29.519	1:31.594	91	32.033	1:05.688	21	35.091	1:10.864	21	42.252	1:10.472
21	13.258	1:22.969	9	29.977	1:25.255	9	34.447	1:07.644	9	36.829	1:06.840			

Weather / Track : Bright / Dry

Results can be found at [www.tsl-timing.com](http://www.tsl-timing.com)

Page 1 of 3

Donington Park National  
 Circuit Length = 1.9790 miles  
 Start: 12:46 Flag 13:02 End: 13:03

Printed - 13:05 Saturday, 06 April 2019

# MSVR Club Car Championships - Donington Park National - 6th/7th April 2019

## F3 Cup Championship

### RACE 2 - LAP CHART

LAP 6 @ 12:52:36.066			LAP 7 @ 12:53:39.465			LAP 8 @ 12:54:42.204			LAP 9 @ 12:55:45.187			LAP 10 @ 12:56:49.853		
NO	BEHIND	LAP TIME	NO	BEHIND	LAP TIME	NO	BEHIND	LAP TIME	NO	BEHIND	LAP TIME	NO	BEHIND	LAP TIME
1		1:03.378	1		1:03.399	1		1:02.739	1		1:02.983	1		1:04.666
11	1.056	1:03.088	11	0.851	1:03.194	11	0.962	1:02.850	11	0.695	1:02.716	11	0.375	1:04.346
5	6.236	1:04.489	5	7.728	1:04.891	5	9.384	1:04.395	5	10.995	1:04.594	6	1 Lap	1:09.664
27	9.840	1:04.794	27	11.142	1:04.701	27	12.845	1:04.442	27	14.336	1:04.474	21	1 Lap	1:09.278
2	10.832	1:04.861	2	11.904	1:04.471	2	13.223	1:04.058	2	14.634	1:04.394	5	10.732	1:04.403
10	17.870	1:05.827	10	20.559	1:06.088	10	23.888	1:06.068	10	26.375	1:05.470	27	14.387	1:04.717
7	36.572	1:08.696	7	42.230	1:09.057	91	44.023	1:04.459	91	45.154	1:04.114	2	14.557	1:04.589
77	37.040	1:08.448	91	42.303	1:07.699	17	49.074	1:08.524	17	52.372	1:06.281	10	27.223	1:05.514
17	37.334	1:07.731	17	43.289	1:09.354	7	50.061	1:10.570	7	55.187	1:08.109	91	44.422	1:03.934
91	38.003	1:04.983	77	43.897	1:10.256	77	50.238	1:09.080	77	55.590	1:08.335	17	53.009	1:05.303
6	45.632	1:09.899	9	50.296	1:07.017	9	53.671	1:06.114	9	56.230	1:05.542	7	58.327	1:07.806
9	46.678	1:08.375	6	53.440	1:11.207	6	59.552	1:08.851				9	59.272	1:07.708
21	48.217	1:09.343	21	54.397	1:09.579	21	1:01.033	1:09.375				77	59.498	1:08.574

Weather / Track : Bright / Dry

Results can be found at [www.tsl-timing.com](http://www.tsl-timing.com)

Page 2 of 3

Donington Park National  
Circuit Length = 1.9790 miles  
Start: 12:46 Flag 13:02 End: 13:03

Printed - 13:05 Saturday, 06 April 2019

# MSVR Club Car Championships - Donington Park National - 6th/7th April 2019

## F3 Cup Championship

### RACE 2 - LAP CHART

LAP 11 @ 12:57:52.179			LAP 12 @ 12:58:56.289			LAP 13 @ 12:59:58.597			LAP 14 @ 13:01:01.088			LAP 15 @ 13:02:04.350		
NO	BEHIND	LAP TIME	NO	BEHIND	LAP TIME	NO	BEHIND	LAP TIME	NO	BEHIND	LAP TIME	NO	BEHIND	LAP TIME
1		1:02.326	1		1:04.110	1		1:02.308	1		1:02.491	1		1:03.262
11	0.940	1:02.891	9	1 Lap	1:07.864	11	0.833	1:02.377	11	1.025	1:02.683	11	0.464	1:02.701
6	1 Lap	1:08.677	11	0.764	1:03.934	9	1 Lap	1:06.308	9	1 Lap	1:05.823	17	1 Lap	1:08.122
21	1 Lap	1:08.409	7	1 Lap	1:09.953	7	1 Lap	1:06.849	7	1 Lap	1:07.102	9	1 Lap	1:05.688
5	12.678	1:04.272	77	1 Lap	1:09.240	77	1 Lap	1:06.733	77	1 Lap	1:07.172	7	1 Lap	1:06.579
27	16.694	1:04.633	6	1 Lap	1:09.270	5	16.210	1:04.670	5	18.159	1:04.440	77	1 Lap	1:06.715
2	17.043	1:04.812	21	1 Lap	1:09.092	6	1 Lap	1:08.943	27	22.388	1:04.862	5	18.918	1:04.021
10	30.062	1:05.165	5	13.848	1:05.280	27	20.017	1:05.554	2	22.816	1:05.118	27	23.376	1:04.250
91	46.009	1:03.913	27	16.771	1:04.187	2	20.189	1:05.450	6	1 Lap	1:09.305	2	23.537	1:03.983
17	55.707	1:05.024	2	17.047	1:04.114	21	1 Lap	1:10.001	21	1 Lap	1:08.315	6	1 Lap	1:08.252
			10	31.110	1:05.158	10	33.805	1:05.003	10	37.033	1:05.719	21	1 Lap	1:08.359
			91	45.879	1:03.980	91	47.520	1:03.949	91	49.644	1:04.615	10	40.735	1:06.964
			17	56.469	1:04.872	17	1:00.000	1:05.839				91	50.369	1:03.987

Weather / Track : Bright / Dry

Results can be found at [www.tsl-timing.com](http://www.tsl-timing.com)

Page 3 of 3

Donington Park National  
Circuit Length = 1.9790 miles  
Start: 12:46 Flag 13:02 End: 13:03

Printed - 13:05 Saturday, 06 April 2019

# MSVR Club Car Championships - Donington Park National - 6th/7th April 2019

## F3 Cup Championship

### RACE 2 - LAP ANALYSIS

DIFF = Difference To Personal Best Lap

P1 1 Cian CAREY				
LAP	LAP TIME	DIFF	MPH	TIME OF DAY
1 -	1:09.711	7.403	102.20	12:47:17.244
2 -	1:05.324	3.016	109.06	12:48:22.568
3 -	1:03.448	1.140	112.29	12:49:26.016
4 -	1:03.361	1.053	112.44	12:50:29.377
5 -	1:03.311	1.003	112.53	12:51:32.688
6 -	1:03.378	1.070	112.41	12:52:36.066
7 -	1:03.399	1.091	112.37	12:53:39.465
8 -	1:02.739	0.431	113.56	12:54:42.204
9 -	1:02.983	0.675	113.12	12:55:45.187
10 -	1:04.666	2.358	110.17	12:56:49.853
11 -	1:02.326 (2)	0.018	114.31	12:57:52.179
12 -	1:04.110	1.802	111.13	12:58:56.289
13 -	<b>1:02.308 (1)</b>		<b>114.34</b>	<b>12:59:58.597</b>
14 -	1:02.491 (3)	0.183	114.01	13:01:01.088
15 -	1:03.262	0.954	112.62	13:02:04.350

P2 11 Shane KELLY				
LAP	LAP TIME	DIFF	MPH	TIME OF DAY
1 -	1:10.797	8.420	100.63	12:47:18.330
2 -	1:04.781	2.404	109.98	12:48:23.111
3 -	1:03.845	1.468	111.59	12:49:26.956
4 -	1:03.826	1.449	111.62	12:50:30.782
5 -	1:03.252	0.875	112.63	12:51:34.034
6 -	1:03.088	0.711	112.93	12:52:37.122
7 -	1:03.194	0.817	112.74	12:53:40.316
8 -	1:02.850	0.473	113.35	12:54:43.166
9 -	1:02.716	0.339	113.60	12:55:45.882
10 -	1:04.346	1.969	110.72	12:56:50.228
11 -	1:02.891	0.514	113.28	12:57:53.119
12 -	1:03.934	1.557	111.43	12:58:57.053
13 -	<b>1:02.377 (1)</b>		<b>114.21</b>	<b>12:59:59.430</b>
14 -	1:02.683 (2)	0.306	113.66	13:01:02.113
15 -	1:02.701 (3)	0.324	113.62	13:02:04.814

P3 5 George LINE				
LAP	LAP TIME	DIFF	MPH	TIME OF DAY
1 -	1:11.241	7.220	100.00	12:47:18.774
2 -	1:04.997	0.976	109.61	12:48:23.771
3 -	1:04.487	0.466	110.48	12:49:28.258
4 -	1:04.713	0.692	110.09	12:50:32.971
5 -	1:04.842	0.821	109.87	12:51:37.813
6 -	1:04.489	0.468	110.47	12:52:42.302
7 -	1:04.891	0.870	109.79	12:53:47.193
8 -	1:04.395 (3)	0.374	110.63	12:54:51.588
9 -	1:04.594	0.573	110.29	12:55:56.182
10 -	1:04.403	0.382	110.62	12:57:00.585
11 -	1:04.272 (2)	0.251	110.85	12:58:04.857
12 -	1:05.280	1.259	109.13	12:59:10.137
13 -	1:04.670	0.649	110.16	13:00:14.807
14 -	1:04.440	0.419	110.56	13:01:19.247
15 -	<b>1:04.021 (1)</b>		<b>111.28</b>	<b>13:02:23.268</b>

P4 27 Tony BISHOP				
LAP	LAP TIME	DIFF	MPH	TIME OF DAY
1 -	1:12.573	8.386	98.17	12:47:20.106
2 -	1:06.229	2.042	107.57	12:48:26.335
3 -	1:05.133	0.946	109.38	12:49:31.468
4 -	1:04.875	0.688	109.82	12:50:36.343
5 -	1:04.769	0.582	110.00	12:51:41.112

DIFF = Difference To Personal Best Lap

6 -	1:04.794	0.607	109.95	12:52:45.906
7 -	1:04.701	0.514	110.11	12:53:50.607
8 -	1:04.442 (3)	0.255	110.55	12:54:55.049
9 -	1:04.474	0.287	110.50	12:55:59.523
10 -	1:04.717	0.530	110.08	12:57:04.240
11 -	1:04.633	0.446	110.23	12:58:08.873
12 -	<b>1:04.187 (1)</b>		<b>110.99</b>	<b>12:59:13.060</b>
13 -	1:05.554	1.367	108.68	13:00:18.614
14 -	1:04.862	0.675	109.84	13:01:23.476
15 -	1:04.250 (2)	0.063	110.88	13:02:27.726

P5 2 Stuart WILTSHIRE				
LAP	LAP TIME	DIFF	MPH	TIME OF DAY
1 -	1:13.115	9.132	97.44	12:47:20.648
2 -	1:07.166	3.183	106.07	12:48:27.814
3 -	1:05.392	1.409	108.95	12:49:33.206
4 -	1:04.470	0.487	110.51	12:50:37.676
5 -	1:04.361	0.378	110.69	12:51:42.037
6 -	1:04.861	0.878	109.84	12:52:46.898
7 -	1:04.471	0.488	110.50	12:53:51.369
8 -	1:04.058 (2)	0.075	111.22	12:54:55.427
9 -	1:04.394	0.411	110.64	12:55:59.821
10 -	1:04.589	0.606	110.30	12:57:04.410
11 -	1:04.812	0.829	109.92	12:58:09.222
12 -	1:04.114 (3)	0.131	111.12	12:59:13.336
13 -	1:05.450	1.467	108.85	13:00:18.786
14 -	1:05.118	1.135	109.41	13:01:23.904
15 -	<b>1:03.983 (1)</b>		<b>111.35</b>	<b>13:02:27.887</b>

P6 10 Darragh DALY				
LAP	LAP TIME	DIFF	MPH	TIME OF DAY
1 -	1:14.196	9.193	96.02	12:47:21.729
2 -	1:07.474	2.471	105.59	12:48:29.203
3 -	1:06.110	1.107	107.76	12:49:35.313
4 -	1:06.590	1.587	106.99	12:50:41.903
5 -	1:06.206	1.203	107.61	12:51:48.109
6 -	1:05.827	0.824	108.23	12:52:53.936
7 -	1:06.088	1.085	107.80	12:54:00.024
8 -	1:06.068	1.065	107.83	12:55:06.092
9 -	1:05.470	0.467	108.82	12:56:11.562
10 -	1:05.514	0.511	108.74	12:57:17.076
11 -	1:05.165 (3)	0.162	109.33	12:58:22.241
12 -	1:05.158 (2)	0.155	109.34	12:59:27.399
13 -	<b>1:05.003 (1)</b>		<b>109.60</b>	<b>13:00:32.402</b>
14 -	1:05.719	0.716	108.41	13:01:38.121
15 -	1:06.964	1.961	106.39	13:02:45.085

P7 91 Jonathon HUGHES				
LAP	LAP TIME	DIFF	MPH	TIME OF DAY
1 -	1:12.137	8.224	98.76	12:47:19.670
2 -	1:31.594	27.681	77.78	12:48:51.264
3 -	1:05.688	1.775	108.46	12:49:56.952
4 -	1:05.846	1.933	108.20	12:51:02.798
5 -	1:06.288	2.375	107.48	12:52:09.086
6 -	1:04.983	1.070	109.63	12:53:14.069
7 -	1:07.699	3.786	105.23	12:54:21.768
8 -	1:04.459	0.546	110.52	12:55:26.227
9 -	1:04.114	0.201	111.12	12:56:30.341
10 -	1:03.934 (2)	0.021	111.43	12:57:34.275
11 -	<b>1:03.913 (1)</b>		<b>111.47</b>	<b>12:58:38.188</b>
12 -	1:03.980	0.067	111.35	12:59:42.168
13 -	1:03.949 (3)	0.036	111.41	13:00:46.117

Weather / Track : Bright / Dry

Donington Park National  
Circuit Length = 1.9790 miles  
Start: 12:46 Flag 13:02 End: 13:03

# MSVR Club Car Championships - Donington Park National - 6th/7th April 2019

## F3 Cup Championship

### RACE 2 - LAP ANALYSIS

DIFF = Difference To Personal Best Lap

14 -	1:04.615	0.702	110.26	13:01:50.732
15 -	1:03.987	0.074	111.34	13:02:54.719

#### P8 17 Patrick JEANS

LAP	LAP TIME	DIFF	MPH	TIME OF DAY
1 -	1:22.248	17.376	86.62	12:47:29.781
2 -	1:10.614	5.742	100.89	12:48:40.395
3 -	1:09.387	4.515	102.67	12:49:49.782
4 -	1:08.490	3.618	104.02	12:50:58.272
5 -	1:07.397	2.525	105.71	12:52:05.669
6 -	1:07.731	2.859	105.19	12:53:13.400
7 -	1:09.354	4.482	102.72	12:54:22.754
8 -	1:08.524	3.652	103.97	12:55:31.278
9 -	1:06.281	1.409	107.49	12:56:37.559
10 -	1:05.303 (3)	0.431	109.10	12:57:42.862
11 -	1:05.024 (2)	0.152	109.56	12:58:47.886
<b>12 -</b>	<b>1:04.872 (1)</b>		<b>109.82</b>	<b>12:59:52.758</b>
13 -	1:05.839	0.967	108.21	13:00:58.597
14 -	1:08.122	3.250	104.58	13:02:06.719

#### P9 9 Stephen FITZPATRICK

LAP	LAP TIME	DIFF	MPH	TIME OF DAY
1 -	1:18.934	13.392	90.26	12:47:26.467
2 -	1:25.255	19.713	83.56	12:48:51.722
3 -	1:07.644	2.102	105.32	12:49:59.366
4 -	1:06.840	1.298	106.59	12:51:06.206
5 -	1:08.163	2.621	104.52	12:52:14.369
6 -	1:08.375	2.833	104.19	12:53:22.744
7 -	1:07.017	1.475	106.31	12:54:29.761
8 -	1:06.114	0.572	107.76	12:55:35.875
<b>9 -</b>	<b>1:05.542 (1)</b>		<b>108.70</b>	<b>12:56:41.417</b>
10 -	1:07.708	2.166	105.22	12:57:49.125
11 -	1:07.864	2.322	104.98	12:58:56.989
12 -	1:06.308	0.766	107.44	13:00:03.297
13 -	1:05.823 (3)	0.281	108.23	13:01:09.120
14 -	1:05.688 (2)	0.146	108.46	13:02:14.808

#### P10 7 Phillip JEANS

LAP	LAP TIME	DIFF	MPH	TIME OF DAY
1 -	1:18.193	11.614	91.11	12:47:25.726
2 -	1:11.074	4.495	100.24	12:48:36.800
3 -	1:09.307	2.728	102.79	12:49:46.107
4 -	1:09.228	2.649	102.91	12:50:55.335
5 -	1:08.607	2.028	103.84	12:52:03.942
6 -	1:08.696	2.117	103.71	12:53:12.638
7 -	1:09.057	2.478	103.17	12:54:21.695
8 -	1:10.570	3.991	100.95	12:55:32.265
9 -	1:08.109	1.530	104.60	12:56:40.374
10 -	1:07.806	1.227	105.07	12:57:48.180
11 -	1:09.953	3.374	101.84	12:58:58.133
12 -	1:06.849 (2)	0.270	106.57	13:00:04.982
13 -	1:07.102 (3)	0.523	106.17	13:01:12.084
<b>14 -</b>	<b>1:06.579 (1)</b>		<b>107.01</b>	<b>13:02:18.663</b>

#### P11 77 Roberto TIRONE

LAP	LAP TIME	DIFF	MPH	TIME OF DAY
1 -	1:18.873	12.158	90.32	12:47:26.406
2 -	1:12.054	5.339	98.87	12:48:38.460
3 -	1:09.616	2.901	102.34	12:49:48.076
4 -	1:08.308	1.593	104.30	12:50:56.384
5 -	1:08.274	1.559	104.35	12:52:04.658

DIFF = Difference To Personal Best Lap

6 -	1:08.448	1.733	104.08	12:53:13.106
7 -	1:10.256	3.541	101.40	12:54:23.362
8 -	1:09.080	2.365	103.13	12:55:32.442
9 -	1:08.335	1.620	104.26	12:56:40.777
10 -	1:08.574	1.859	103.89	12:57:49.351
11 -	1:09.240	2.525	102.89	12:58:58.591
12 -	1:06.733 (2)	0.018	106.76	13:00:05.324
13 -	1:07.172 (3)	0.457	106.06	13:01:12.496
<b>14 -</b>	<b>1:06.715 (1)</b>		<b>106.79</b>	<b>13:02:19.211</b>

#### P12 6 Adrian HOLEY

LAP	LAP TIME	DIFF	MPH	TIME OF DAY
1 -	1:20.922	12.670	88.04	12:47:28.455
2 -	1:10.621	2.369	100.88	12:48:39.076
3 -	1:10.274	2.022	101.38	12:49:49.350
4 -	1:11.859	3.607	99.14	12:51:01.209
5 -	1:10.590	2.338	100.92	12:52:11.799
6 -	1:09.899	1.647	101.92	12:53:21.698
7 -	1:11.207	2.955	100.05	12:54:32.905
8 -	1:08.851 (3)	0.599	103.47	12:55:41.756
9 -	1:09.664	1.412	102.27	12:56:51.420
10 -	1:08.677 (2)	0.425	103.74	12:58:00.097
11 -	1:09.270	1.018	102.85	12:59:09.367
12 -	1:08.943	0.691	103.34	13:00:18.310
13 -	1:09.305	1.053	102.80	13:01:27.615
<b>14 -</b>	<b>1:08.252 (1)</b>		<b>104.38</b>	<b>13:02:35.867</b>

#### P13 21 James SIMONS

LAP	LAP TIME	DIFF	MPH	TIME OF DAY
1 -	1:22.969	14.654	85.87	12:47:30.502
2 -	1:11.844	3.529	99.16	12:48:42.346
3 -	1:11.258	2.943	99.98	12:49:53.604
4 -	1:10.864	2.549	100.53	12:51:04.468
5 -	1:10.472	2.157	101.09	12:52:14.940
6 -	1:09.343	1.028	102.74	12:53:24.283
7 -	1:09.579	1.264	102.39	12:54:33.862
8 -	1:09.375	1.060	102.69	12:55:43.237
9 -	1:09.278	0.963	102.84	12:56:52.515
10 -	1:08.409 (3)	0.094	104.14	12:58:00.924
11 -	1:09.092	0.777	103.11	12:59:10.016
12 -	1:10.001	1.686	101.77	13:00:20.017
<b>13 -</b>	<b>1:08.315 (1)</b>		<b>104.29</b>	<b>13:01:28.332</b>
14 -	1:08.359 (2)	0.044	104.22	13:02:36.691

#### P14 28 Stefano LEANEY

LAP	LAP TIME	DIFF	MPH	TIME OF DAY
1 -	1:09.968	6.794	101.82	12:47:17.501
2 -	1:04.244 (2)	1.070	110.89	12:48:21.745
<b>3 -</b>	<b>1:03.174 (1)</b>		<b>112.77</b>	<b>12:49:24.919</b>
4 -	1:17.525 P	14.351	91.90	12:50:42.444

Weather / Track : Bright / Dry

Donington Park National  
Circuit Length = 1.9790 miles  
Start: 12:46 Flag 13:02 End: 13:03

# MSVR Club Car Championships - Donington Park National - 6th/7th April 2019

## F3 Cup Championship

### RACE 2 - STATISTICS

**Competitors Started** 14  
**Planned Start** 2019-04-06 @ 12:50:00.000  
**Actual Start** 2019-04-06 @ 12:46:07.532  
**Finish Time** 2019-04-06 @ 13:02:03.973  
**Track Length** 1.9790mi.  
**Total Laps** 193  
**Total Distance Covered** 381.9599mi.

#### Session Fastest Lap History

NO	CL	NAME	LAP TIME	TIME OF DAY	LAP	VEHICLE
28	INV	Stefano LEANEY	1:04.244	12:48:21.776	2	Dallara F317
28	INV	Stefano LEANEY	1:03.174	12:49:24.949	3	Dallara F317
11	Cup	Shane KELLY	1:03.088	12:52:37.132	6	Dallara F308
1	Cup	Cian CAREY	1:02.739	12:54:42.235	8	Dallara F311
11	Cup	Shane KELLY	1:02.716	12:55:45.892	9	Dallara F308
1	Cup	Cian CAREY	1:02.326	12:57:52.212	11	Dallara F311
1	Cup	Cian CAREY	1:02.308	12:59:58.628	13	Dallara F311

#### Session Leader History

NO	CL	NAME	FROM LAP	LAPS LED	DISTANCE	VEHICLE
1	Cup	Cian CAREY	1	1	1.94 miles	Dallara F311
28	INV	Stefano LEANEY	2	2	3.95 miles	Dallara F317
1	Cup	Cian CAREY	4	12	23.74 miles	Dallara F311

#### Flag History

TYPE	TIME OF DAY
GREEN	12:46:07.532
FINISH	13:02:03.973

#### Flag Statistics

TYPE	COUNT	TOTAL LAPS	TOTAL TIME
Green	1	14	15:56.441
Red	0	0	0.000
Safety Car	0	0	0.000
FCY	0	0	0.000

Weather / Track : Bright / Dry

These results are provisional until the conclusion of any judicial and technical matters.

Donington Park National  
Circuit Length = 1.9790 miles  
Start: 12:46 Flag 13:02 End: 13:03

Clerk Of Course :		Timekeeper :
-------------------	--	--------------

# MSVR Club Car Championships - Donington Park National - 6th/7th April 2019

## F3 Cup Championship

### RACE 2 - STATISTICS

CLASS : Cup

13 Starters

#### Fastest Lap History

NO	NAME	LAP TIME	TIME OF DAY	LAP	VEHICLE
1	Cian CAREY	1:05.324	12:48:22.602	2	Dallara F311
11	Shane KELLY	1:04.781	12:48:23.121	2	Dallara F308
1	Cian CAREY	1:03.448	12:49:26.048	3	Dallara F311
1	Cian CAREY	1:03.361	12:50:29.410	4	Dallara F311
1	Cian CAREY	1:03.311	12:51:32.720	5	Dallara F311
11	Shane KELLY	1:03.252	12:51:34.043	5	Dallara F308
11	Shane KELLY	1:03.088	12:52:37.132	6	Dallara F308
1	Cian CAREY	1:02.739	12:54:42.235	8	Dallara F311
11	Shane KELLY	1:02.716	12:55:45.892	9	Dallara F308
1	Cian CAREY	1:02.326	12:57:52.212	11	Dallara F311
1	Cian CAREY	1:02.308	12:59:58.628	13	Dallara F311

#### Leader History

NO	NAME	FROM LAP	LAPS LED	DISTANCE	VEHICLE
1	Cian CAREY	1	15	29.64 miles	Dallara F311

Weather / Track : Bright / Dry

These results are provisional until the conclusion of any judicial and technical matters.

Donington Park National  
Circuit Length = 1.9790 miles  
Start: 12:46 Flag 13:02 End: 13:03

Clerk Of Course :		Timekeeper :
-------------------	--	--------------



# MSVR Club Car Championships - Donington Park National - 6th/7th April 2019

## F3 Cup Championship

### RACE 2 - STATISTICS

CLASS : INV

1 Starters

#### Fastest Lap History

NO	NAME	LAP TIME	TIME OF DAY	LAP	VEHICLE
28	Stefano LEANEY	1:04.244	12:48:21.776	2	Dallara F317
28	Stefano LEANEY	1:03.174	12:49:24.949	3	Dallara F317

#### Leader History

NO	NAME	FROM LAP	LAPS LED	DISTANCE	VEHICLE
28	Stefano LEANEY	1	4	7.87 miles	Dallara F317

Weather / Track : Bright / Dry

These results are provisional until the conclusion of any judicial and technical matters.

Donington Park National  
Circuit Length = 1.9790 miles  
Start: 12:46 Flag 13:02 End: 13:03

Clerk Of Course :		Timekeeper :
-------------------	--	--------------

# MSVR Club Car Championships - Donington Park National - 6th/7th April 2019

## F3 Cup Championship

### RACE 6 - CLASSIFICATION

POS	NO	CL	PIC NAME	ENTRY	LAPS	TIME	GAP	DIFF	MPH	BEST	ON
1	28	INV	1 Stefano LEANEY	Dallara F317	16	16:41.321			113.70	1:00.699	16
2	1	Cup	1 Cian CAREY	Dallara F311	16	16:53.711	12.390	12.390	112.31	1:01.863	9
3	11	Cup	2 Shane KELLY	Dallara F308	16	16:56.072	14.751	2.361	112.05	1:02.179	14
4	5	Cup	3 George LINE	Dallara F310	16	17:15.406	34.085	19.334	109.96	1:03.162	15
5	2	Cup	4 Stuart WILTSHIRE	Dallara F308	16	17:16.792	35.471	1.386	109.81	1:03.292	15
6	10	Cup	5 Darragh DALY	Dallara F308	16	17:17.179	35.858	0.387	109.77	1:02.639	7
7	27	Cup	6 Tony BISHOP	Dallara F314	16	17:40.243	58.922	23.064	107.38	1:03.733	8
8	9	INV	2 Robbie WATTS	Dallara F308	15	16:51.404	1 Lap	1 Lap	105.52	1:04.638	14
9	77	Cup	7 Roberto TIRONE	Dallara F308	15	16:53.366	1 Lap	1.962	105.32	1:05.250	15
10	17	Cup	8 Patrick JEANS	Dallara F312	15	17:00.548	1 Lap	7.182	104.58	1:05.388	15
11	6	Cup	9 Adrian HOLEY	Dallara F308	15	17:10.544	1 Lap	9.996	103.56	1:06.246	14
12	7	Cup	10 Phillip JEANS	Dallara F312	15	17:20.384	1 Lap	9.840	102.59	1:06.917	14
13	21	Cup	11 James SIMONS	Dallara F310	15	17:30.020	1 Lap	9.636	101.64	1:07.690	15

NOT CLASSIFIED

DNF	91	Cup	Jonathon HUGHES	Dallara F312	15	16:14.485	1 Lap		109.52	1:03.106	12
-----	----	-----	-----------------	--------------	----	-----------	-------	--	--------	----------	----

FASTEST LAP

28	INV	Stefano LEANEY	Dallara F317	16	1:00.699	117.37 mph	188.89 kph
1	Cup	Cian CAREY	Dallara F311	9	1:01.863	115.16 mph	185.34 kph

Race stopped on leader's lap 17.

Car 91 not classified - cause of the red flag

Weather / Track : Cloudy / Dry

These results are provisional until the conclusion of any judicial and technical matters.

Donington Park National  
Circuit Length = 1.9790 miles  
Start: 12:51 Flag 13:07 End: 13:12

Clerk Of Course :		Timekeeper :	
-------------------	--	--------------	--

# MSVR Club Car Championships - Donington Park National - 6th/7th April 2019

## F3 Cup Championship

### RACE 6 - LAP CHART

LAP 1 @ 12:52:10.935			LAP 2 @ 12:53:15.592			LAP 3 @ 12:54:19.055			LAP 4 @ 12:55:21.610			LAP 5 @ 12:56:23.896		
NO	BEHIND	LAP TIME	NO	BEHIND	LAP TIME	NO	BEHIND	LAP TIME	NO	BEHIND	LAP TIME	NO	BEHIND	LAP TIME
1		1:09.959	1		1:04.657	28		1:03.231	28		1:02.555	28		1:02.286
28	1.054	1:11.013	28	0.232	1:03.835	1	1.297	1:04.760	1	2.016	1:03.274	1	2.535	1:02.805
11	1.504	1:11.463	11	1.442	1:04.595	11	1.773	1:03.794	11	2.642	1:03.424	11	3.343	1:02.987
5	3.349	1:13.308	5	4.337	1:05.645	5	5.558	1:04.684	5	7.460	1:04.457	5	9.359	1:04.185
2	4.347	1:14.306	2	5.100	1:05.410	2	6.630	1:04.993	2	8.750	1:04.675	2	10.477	1:04.013
91	4.722	1:14.681	27	7.331	1:06.919	27	7.910	1:04.042	27	9.232	1:03.877	27	10.891	1:03.945
27	5.069	1:15.028	91	7.703	1:07.638	10	9.640	1:05.342	10	11.518	1:04.433	10	13.292	1:04.060
10	5.348	1:15.307	10	7.761	1:07.070	91	10.363	1:06.123	91	12.939	1:05.131	91	15.621	1:04.968
77	6.436	1:16.395	77	10.461	1:08.682	77	14.612	1:07.614	77	19.509	1:07.452	77	25.040	1:07.817
9	8.348	1:18.307	9	11.976	1:08.285	9	15.993	1:07.480	9	19.853	1:06.415	9	25.371	1:07.804
17	9.328	1:19.287	17	14.506	1:09.835	17	19.688	1:08.645	17	26.386	1:09.253	17	32.591	1:08.491
6	11.457	1:21.416	6	17.236	1:10.436	6	23.322	1:09.549	6	30.064	1:09.297	6	36.653	1:08.875
7	12.858	1:22.817	7	19.313	1:11.112	7	25.800	1:09.950	7	32.178	1:08.933	7	38.054	1:08.162
21	13.673	1:23.632	21	20.604	1:11.588	21	27.486	1:10.345	21	34.280	1:09.349	21	40.972	1:08.978

Weather / Track : Cloudy / Dry

Donington Park National  
Circuit Length = 1.9790 miles  
Start: 12:51 Flag 13:07 End: 13:12

# MSVR Club Car Championships - Donington Park National - 6th/7th April 2019

## F3 Cup Championship

### RACE 6 - LAP CHART

LAP 6 @ 12:57:26.039			LAP 7 @ 12:58:27.738			LAP 8 @ 12:59:29.098			LAP 9 @ 13:00:31.153			LAP 10 @ 13:01:32.668		
NO	BEHIND	LAP TIME	NO	BEHIND	LAP TIME	NO	BEHIND	LAP TIME	NO	BEHIND	LAP TIME	NO	BEHIND	LAP TIME
<b>28</b>		1:02.143	<b>28</b>		1:01.699	<b>28</b>		1:01.360	<b>28</b>		1:02.055	<b>28</b>		1:01.515
<b>1</b>	3.065	1:02.673	<b>1</b>	3.979	1:02.613	<b>1</b>	4.962	1:02.343	<b>1</b>	4.770	1:01.863	<b>1</b>	6.047	1:02.792
<b>11</b>	3.883	1:02.683	<b>11</b>	4.776	1:02.592	<b>11</b>	5.863	1:02.447	<b>11</b>	6.217	1:02.409	<b>21</b>	1 Lap	1:09.411
<b>5</b>	11.503	1:04.287	<b>5</b>	13.848	1:04.044	<b>5</b>	16.410	1:03.922	<b>5</b>	18.399	1:04.044	<b>11</b>	7.940	1:03.238
<b>2</b>	12.195	1:03.861	<b>2</b>	14.699	1:04.203	<b>2</b>	16.884	1:03.545	<b>2</b>	18.708	1:03.879	<b>5</b>	20.529	1:03.645
<b>27</b>	12.623	1:03.875	<b>27</b>	15.185	1:04.261	<b>27</b>	17.558	1:03.733	<b>10</b>	19.065	1:03.416	<b>2</b>	20.868	1:03.675
<b>10</b>	14.555	1:03.406	<b>10</b>	15.495	1:02.639	<b>10</b>	17.704	1:03.569	<b>27</b>	19.604	1:04.101	<b>10</b>	21.168	1:03.618
<b>91</b>	17.357	1:03.879	<b>91</b>	19.088	1:03.430	<b>91</b>	21.479	1:03.751	<b>91</b>	23.271	1:03.847	<b>91</b>	25.509	1:03.753
<b>77</b>	30.132	1:07.235	<b>77</b>	34.818	1:06.385	<b>9</b>	42.498	1:08.503	<b>9</b>	47.334	1:06.891	<b>27</b>	43.205	1:25.116
<b>9</b>	30.544	1:07.316	<b>9</b>	35.355	1:06.510	<b>77</b>	42.796	1:09.338	<b>77</b>	47.895	1:07.154	<b>9</b>	52.156	1:06.337
<b>17</b>	38.059	1:07.611	<b>17</b>	43.435	1:07.075	<b>17</b>	48.682	1:06.607	<b>17</b>	53.047	1:06.420	<b>77</b>	52.775	1:06.395
<b>6</b>	43.014	1:08.504	<b>6</b>	48.986	1:07.671	<b>6</b>	54.253	1:06.627	<b>6</b>	59.172	1:06.974	<b>17</b>	57.632	1:06.100
<b>7</b>	43.888	1:07.977	<b>7</b>	49.862	1:07.673	<b>7</b>	55.666	1:07.164	<b>7</b>	1:01.051	1:07.440			
<b>21</b>	47.433	1:08.604	<b>21</b>	54.284	1:08.550	<b>21</b>	1:02.024	1:09.100						

Weather / Track : Cloudy / Dry

Donington Park National  
Circuit Length = 1.9790 miles  
Start: 12:51 Flag 13:07 End: 13:12

# MSVR Club Car Championships - Donington Park National - 6th/7th April 2019

## F3 Cup Championship

### RACE 6 - LAP CHART

LAP 11 @ 13:02:35.052			LAP 12 @ 13:03:36.733			LAP 13 @ 13:04:38.351			LAP 14 @ 13:05:40.380			LAP 15 @ 13:06:41.598		
NO	BEHIND	LAP TIME	NO	BEHIND	LAP TIME	NO	BEHIND	LAP TIME	NO	BEHIND	LAP TIME	NO	BEHIND	LAP TIME
28		1:02.384	28		1:01.681	28		1:01.618	28		1:02.029	28		1:01.218
6	1 Lap	1:07.177	1	6.895	1:02.635	17	1 Lap	1:06.312	9	1 Lap	1:05.982	9	1 Lap	1:04.638
7	1 Lap	1:07.711	6	1 Lap	1:06.863	1	7.763	1:02.486	77	1 Lap	1:05.869	77	1 Lap	1:05.302
1	5.941	1:02.278	11	9.417	1:02.727	11	10.866	1:03.067	17	1 Lap	1:05.749	1	10.158	1:03.127
11	8.371	1:02.815	7	1 Lap	1:08.571	6	1 Lap	1:07.341	1	8.249	1:02.515	11	13.215	1:03.417
21	1 Lap	1:08.873	21	1 Lap	1:08.586	7	1 Lap	1:07.464	11	11.016	1:02.179	17	1 Lap	1:07.918
5	21.479	1:03.334	5	23.180	1:03.382	5	26.559	1:04.997	6	1 Lap	1:06.572	6	1 Lap	1:06.246
2	22.178	1:03.694	10	24.267	1:03.510	10	26.747	1:04.098	7	1 Lap	1:07.210	7	1 Lap	1:06.917
10	22.438	1:03.654	2	24.931	1:04.434	2	27.174	1:03.861	5	29.477	1:04.947	5	31.421	1:03.162
91	26.324	1:03.199	91	27.749	1:03.106	21	1 Lap	1:09.598	10	30.582	1:05.864	2	32.741	1:03.292
27	46.127	1:05.306	27	48.401	1:03.955	91	29.469	1:03.338	2	30.667	1:05.522	10	33.041	1:03.677
9	56.285	1:06.513	9	1:00.100	1:05.496	27	50.851	1:04.068	91	30.935	1:03.495	91	33.863	1:04.146
77	56.630	1:06.239	77	1:01.188	1:06.239				21	1 Lap	1:07.720	21	1 Lap	1:07.996
17	1:01.105	1:05.857							27	52.710	1:03.888	27	55.748	1:04.256

Weather / Track : Cloudy / Dry

Results can be found at [www.tsl-timing.com](http://www.tsl-timing.com)

Page 3 of 4

Donington Park National  
Circuit Length = 1.9790 miles  
Start: 12:51 Flag 13:07 End: 13:12

Printed - 13:20 Sunday, 07 April 2019

# MSVR Club Car Championships - Donington Park National - 6th/7th April 2019

## F3 Cup Championship

### RACE 6 - LAP CHART

**LAP 16** @ 13:07:42.297

NO	BEHIND	LAP TIME
<b>28</b>		1:00.699
<b>9</b>	1 Lap	1:04.927
<b>77</b>	1 Lap	1:05.250
<b>1</b>	12.390	1:02.931
<b>11</b>	14.751	1:02.235
<b>17</b>	1 Lap	1:05.388
<b>6</b>	1 Lap	1:06.996
<b>5</b>	34.085	1:03.363
<b>2</b>	35.471	1:03.429
<b>10</b>	35.858	1:03.516
<b>7</b>	1 Lap	1:11.283
<b>21</b>	1 Lap	1:07.690
<b>27</b>	58.922	1:03.873

Weather / Track : Cloudy / Dry

Results can be found at [www.tsl-timing.com](http://www.tsl-timing.com)

Page 4 of 4

Donington Park National  
Circuit Length = 1.9790 miles  
Start: 12:51 Flag 13:07 End: 13:12

Printed - 13:20 Sunday, 07 April 2019

# MSVR Club Car Championships - Donington Park National - 6th/7th April 2019

## F3 Cup Championship

### RACE 6 - LAP ANALYSIS

DIFF = Difference To Personal Best Lap

<b>P1 28 Stefano LEANEY</b>				
LAP	LAP TIME	DIFF	MPH	TIME OF DAY
1 -	1:11.013	10.314	100.32	12:52:11.989
2 -	1:03.835	3.136	111.61	12:53:15.824
3 -	1:03.231	2.532	112.67	12:54:19.055
4 -	1:02.555	1.856	113.89	12:55:21.610
5 -	1:02.286	1.587	114.38	12:56:23.896
6 -	1:02.143	1.444	114.64	12:57:26.039
7 -	1:01.699	1.000	115.47	12:58:27.738
8 -	1:01.360 (3)	0.661	116.11	12:59:29.098
9 -	1:02.055	1.356	114.81	13:00:31.153
10 -	1:01.515	0.816	115.81	13:01:32.668
11 -	1:02.384	1.685	114.20	13:02:35.052
12 -	1:01.681	0.982	115.50	13:03:36.733
13 -	1:01.618	0.919	115.62	13:04:38.351
14 -	1:02.029	1.330	114.85	13:05:40.380
15 -	1:01.218 (2)	0.519	116.38	13:06:41.598
16 -	1:00.699 (1)		117.37	13:07:42.297

<b>P2 1 Cian CAREY</b>				
LAP	LAP TIME	DIFF	MPH	TIME OF DAY
1 -	1:09.959	8.096	101.83	12:52:10.935
2 -	1:04.657	2.794	110.19	12:53:15.592
3 -	1:04.760	2.897	110.01	12:54:20.352
4 -	1:03.274	1.411	112.59	12:55:23.626
5 -	1:02.805	0.942	113.44	12:56:26.431
6 -	1:02.673	0.810	113.67	12:57:29.104
7 -	1:02.613	0.750	113.78	12:58:31.717
8 -	1:02.343 (3)	0.480	114.28	12:59:34.060
9 -	1:01.863 (1)		115.16	13:00:35.923
10 -	1:02.792	0.929	113.46	13:01:38.715
11 -	1:02.278 (2)	0.415	114.40	13:02:40.993
12 -	1:02.635	0.772	113.74	13:03:43.628
13 -	1:02.486	0.623	114.01	13:04:46.114
14 -	1:02.515	0.652	113.96	13:05:48.629
15 -	1:03.127	1.264	112.86	13:06:51.756
16 -	1:02.931	1.068	113.21	13:07:54.687

<b>P3 11 Shane KELLY</b>				
LAP	LAP TIME	DIFF	MPH	TIME OF DAY
1 -	1:11.463	9.284	99.69	12:52:12.439
2 -	1:04.595	2.416	110.29	12:53:17.034
3 -	1:03.794	1.615	111.68	12:54:20.828
4 -	1:03.424	1.245	112.33	12:55:24.252
5 -	1:02.987	0.808	113.11	12:56:27.239
6 -	1:02.683	0.504	113.66	12:57:29.922
7 -	1:02.592	0.413	113.82	12:58:32.514
8 -	1:02.447	0.268	114.09	12:59:34.961
9 -	1:02.409 (3)	0.230	114.16	13:00:37.370
10 -	1:03.238	1.059	112.66	13:01:40.608
11 -	1:02.815	0.636	113.42	13:02:43.423
12 -	1:02.727	0.548	113.58	13:03:46.150
13 -	1:03.067	0.888	112.96	13:04:49.217
14 -	1:02.179 (1)		114.58	13:05:51.396
15 -	1:03.417	1.238	112.34	13:06:54.813
16 -	1:02.235 (2)	0.056	114.47	13:07:57.048

<b>P4 5 George LINE</b>				
LAP	LAP TIME	DIFF	MPH	TIME OF DAY
1 -	1:13.308	10.146	97.18	12:52:14.284
2 -	1:05.645	2.483	108.53	12:53:19.929

DIFF = Difference To Personal Best Lap

3 -	1:04.684	1.522	110.14	12:54:24.613
4 -	1:04.457	1.295	110.53	12:55:29.070
5 -	1:04.185	1.023	111.00	12:56:33.255
6 -	1:04.287	1.125	110.82	12:57:37.542
7 -	1:04.044	0.882	111.24	12:58:41.586
8 -	1:03.922	0.760	111.45	12:59:45.508
9 -	1:04.044	0.882	111.24	13:00:49.552
10 -	1:03.645	0.483	111.94	13:01:53.197
11 -	1:03.334 (2)	0.172	112.49	13:02:56.531
12 -	1:03.382	0.220	112.40	13:03:59.913
13 -	1:04.997	1.835	109.61	13:05:04.910
14 -	1:04.947	1.785	109.69	13:06:09.857
15 -	1:03.162 (1)		112.79	13:07:13.019
16 -	1:03.363 (3)	0.201	112.44	13:08:16.382

<b>P5 2 Stuart WILTSHIRE</b>				
LAP	LAP TIME	DIFF	MPH	TIME OF DAY
1 -	1:14.306	11.014	95.88	12:52:15.282
2 -	1:05.410	2.118	108.92	12:53:20.692
3 -	1:04.993	1.701	109.62	12:54:25.685
4 -	1:04.675	1.383	110.16	12:55:30.360
5 -	1:04.013	0.721	111.29	12:56:34.373
6 -	1:03.861	0.569	111.56	12:57:38.234
7 -	1:04.203	0.911	110.97	12:58:42.437
8 -	1:03.545 (3)	0.253	112.11	12:59:45.982
9 -	1:03.879	0.587	111.53	13:00:49.861
10 -	1:03.675	0.383	111.89	13:01:53.536
11 -	1:03.694	0.402	111.85	13:02:57.230
12 -	1:04.434	1.142	110.57	13:04:01.664
13 -	1:03.861	0.569	111.56	13:05:05.525
14 -	1:05.522	2.230	108.73	13:06:11.047
15 -	1:03.292 (1)		112.56	13:07:14.339
16 -	1:03.429 (2)	0.137	112.32	13:08:17.768

<b>P6 10 Darragh DALY</b>				
LAP	LAP TIME	DIFF	MPH	TIME OF DAY
1 -	1:15.307	12.668	94.60	12:52:16.283
2 -	1:07.070	4.431	106.22	12:53:23.353
3 -	1:05.342	2.703	109.03	12:54:28.695
4 -	1:04.433	1.794	110.57	12:55:33.128
5 -	1:04.060	1.421	111.21	12:56:37.188
6 -	1:03.406 (2)	0.767	112.36	12:57:40.594
7 -	1:02.639 (1)		113.74	12:58:43.233
8 -	1:03.569	0.930	112.07	12:59:46.802
9 -	1:03.416 (3)	0.777	112.34	13:00:50.218
10 -	1:03.618	0.979	111.99	13:01:53.836
11 -	1:03.654	1.015	111.92	13:02:57.490
12 -	1:03.510	0.871	112.18	13:04:01.000
13 -	1:04.098	1.459	111.15	13:05:05.098
14 -	1:05.864	3.225	108.17	13:06:10.962
15 -	1:03.677	1.038	111.88	13:07:14.639
16 -	1:03.516	0.877	112.17	13:08:18.155

<b>P7 27 Tony BISHOP</b>				
LAP	LAP TIME	DIFF	MPH	TIME OF DAY
1 -	1:15.028	11.295	94.95	12:52:16.004
2 -	1:06.919	3.186	106.46	12:53:22.923
3 -	1:04.042	0.309	111.24	12:54:26.965
4 -	1:03.877	0.144	111.53	12:55:30.842
5 -	1:03.945	0.212	111.41	12:56:34.787
6 -	1:03.875 (3)	0.142	111.54	12:57:38.662
7 -	1:04.261	0.528	110.87	12:58:42.923

Weather / Track : Cloudy / Dry

Donington Park National  
Circuit Length = 1.9790 miles  
Start: 12:51 Flag 13:07 End: 13:12

# MSVR Club Car Championships - Donington Park National - 6th/7th April 2019

## F3 Cup Championship

### RACE 6 - LAP ANALYSIS

DIFF = Difference To Personal Best Lap

8 -	<b>1:03.733 (1)</b>		<b>111.78</b>	<b>12:59:46.656</b>
9 -	1:04.101	0.368	111.14	13:00:50.757
10 -	1:25.116	21.383	83.70	13:02:15.873
11 -	1:05.306	1.573	109.09	13:03:21.179
12 -	1:03.955	0.222	111.40	13:04:25.134
13 -	1:04.068	0.335	111.20	13:05:29.202
14 -	1:03.888	0.155	111.51	13:06:33.090
15 -	1:04.256	0.523	110.87	13:07:37.346
16 -	1:03.873 (2)	0.140	111.54	13:08:41.219

#### P8 9 Robbie WATTS

LAP	LAP TIME	DIFF	MPH	TIME OF DAY
1 -	1:18.307	13.669	90.98	12:52:19.283
2 -	1:08.285	3.647	104.33	12:53:27.568
3 -	1:07.480	2.842	105.58	12:54:35.048
4 -	1:06.415	1.777	107.27	12:55:41.463
5 -	1:07.804	3.166	105.07	12:56:49.267
6 -	1:07.316	2.678	105.83	12:57:56.583
7 -	1:06.510	1.872	107.12	12:59:03.093
8 -	1:08.503	3.865	104.00	13:00:11.596
9 -	1:06.891	2.253	106.51	13:01:18.487
10 -	1:06.337	1.699	107.40	13:02:24.824
11 -	1:06.513	1.875	107.11	13:03:31.337
12 -	1:05.496 (3)	0.858	108.77	13:04:36.833
13 -	1:05.982	1.344	107.97	13:05:42.815
<b>14 -</b>	<b>1:04.638 (1)</b>		<b>110.22</b>	<b>13:06:47.453</b>
15 -	1:04.927 (2)	0.289	109.73	13:07:52.380

#### P9 77 Roberto TIRONE

LAP	LAP TIME	DIFF	MPH	TIME OF DAY
1 -	1:16.395	11.145	93.25	12:52:17.371
2 -	1:08.682	3.432	103.73	12:53:26.053
3 -	1:07.614	2.364	105.37	12:54:33.667
4 -	1:07.452	2.202	105.62	12:55:41.119
5 -	1:07.817	2.567	105.05	12:56:48.936
6 -	1:07.235	1.985	105.96	12:57:56.171
7 -	1:06.385	1.135	107.32	12:59:02.556
8 -	1:09.338	4.088	102.75	13:00:11.894
9 -	1:07.154	1.904	106.09	13:01:19.048
10 -	1:06.395	1.145	107.30	13:02:25.443
11 -	1:06.239	0.989	107.55	13:03:31.682
12 -	1:06.239	0.989	107.55	13:04:37.921
13 -	1:05.869 (3)	0.619	108.16	13:05:43.790
14 -	1:05.302 (2)	0.052	109.10	13:06:49.092
<b>15 -</b>	<b>1:05.250 (1)</b>		<b>109.18</b>	<b>13:07:54.342</b>

#### P10 17 Patrick JEANS

LAP	LAP TIME	DIFF	MPH	TIME OF DAY
1 -	1:19.287	13.899	89.85	12:52:20.263
2 -	1:09.835	4.447	102.02	12:53:30.098
3 -	1:08.645	3.257	103.78	12:54:38.743
4 -	1:09.253	3.865	102.87	12:55:47.996
5 -	1:08.491	3.103	104.02	12:56:56.487
6 -	1:07.611	2.223	105.37	12:58:04.098
7 -	1:07.075	1.687	106.21	12:59:11.173
8 -	1:06.607	1.219	106.96	13:00:17.780
9 -	1:06.420	1.032	107.26	13:01:24.200
10 -	1:06.100	0.712	107.78	13:02:30.300
11 -	1:05.857 (3)	0.469	108.18	13:03:36.157
12 -	1:06.312	0.924	107.44	13:04:42.469
13 -	1:05.749 (2)	0.361	108.36	13:05:48.218
14 -	1:07.918	2.530	104.90	13:06:56.136

DIFF = Difference To Personal Best Lap

15 -	<b>1:05.388 (1)</b>	<b>108.95</b>	<b>13:08:01.524</b>
------	---------------------	---------------	---------------------

#### P11 6 Adrian HOLEY

LAP	LAP TIME	DIFF	MPH	TIME OF DAY
1 -	1:21.416	15.170	87.50	12:52:22.392
2 -	1:10.436	4.190	101.15	12:53:32.828
3 -	1:09.549	3.303	102.44	12:54:42.377
4 -	1:09.297	3.051	102.81	12:55:51.674
5 -	1:08.875	2.629	103.44	12:57:00.549
6 -	1:08.504	2.258	104.00	12:58:09.053
7 -	1:07.671	1.425	105.28	12:59:16.724
8 -	1:06.627 (3)	0.381	106.93	13:00:23.351
9 -	1:06.974	0.728	106.37	13:01:30.325
10 -	1:07.177	0.931	106.05	13:02:37.502
11 -	1:06.863	0.617	106.55	13:03:44.365
12 -	1:07.341	1.095	105.79	13:04:51.706
13 -	1:06.572 (2)	0.326	107.02	13:05:58.278
<b>14 -</b>	<b>1:06.246 (1)</b>		<b>107.54</b>	<b>13:07:04.524</b>
15 -	1:06.996	0.750	106.34	13:08:11.520

#### P12 7 Phillip JEANS

LAP	LAP TIME	DIFF	MPH	TIME OF DAY
1 -	1:22.817	15.900	86.02	12:52:23.793
2 -	1:11.112	4.195	100.18	12:53:34.905
3 -	1:09.950	3.033	101.85	12:54:44.855
4 -	1:08.933	2.016	103.35	12:55:53.788
5 -	1:08.162	1.245	104.52	12:57:01.950
6 -	1:07.977	1.060	104.80	12:58:09.927
7 -	1:07.673	0.756	105.28	12:59:17.600
8 -	1:07.164 (2)	0.247	106.07	13:00:24.764
9 -	1:07.440	0.523	105.64	13:01:32.204
10 -	1:07.711	0.794	105.22	13:02:39.915
11 -	1:08.571	1.654	103.90	13:03:48.486
12 -	1:07.464	0.547	105.60	13:04:55.950
13 -	1:07.210 (3)	0.293	106.00	13:06:03.160
<b>14 -</b>	<b>1:06.917 (1)</b>		<b>106.46</b>	<b>13:07:10.077</b>
15 -	1:11.283	4.366	99.94	13:08:21.360

#### P13 21 James SIMONS

LAP	LAP TIME	DIFF	MPH	TIME OF DAY
1 -	1:23.632	15.942	85.18	12:52:24.608
2 -	1:11.588	3.898	99.52	12:53:36.196
3 -	1:10.345	2.655	101.28	12:54:46.541
4 -	1:09.349	1.659	102.73	12:55:55.890
5 -	1:08.978	1.288	103.28	12:57:04.868
6 -	1:08.604	0.914	103.85	12:58:13.472
7 -	1:08.550	0.860	103.93	12:59:22.022
8 -	1:09.100	1.410	103.10	13:00:31.122
9 -	1:09.411	1.721	102.64	13:01:40.533
10 -	1:08.873	1.183	103.44	13:02:49.406
11 -	1:08.586	0.896	103.87	13:03:57.992
12 -	1:09.598	1.908	102.36	13:05:07.590
13 -	1:07.720 (2)	0.030	105.20	13:06:15.310
14 -	1:07.996 (3)	0.306	104.78	13:07:23.306
<b>15 -</b>	<b>1:07.690 (1)</b>		<b>105.25</b>	<b>13:08:30.996</b>

#### P14 91 Jonathon HUGHES

LAP	LAP TIME	DIFF	MPH	TIME OF DAY
1 -	1:14.681	11.575	95.40	12:52:15.657
2 -	1:07.638	4.532	105.33	12:53:23.295
3 -	1:06.123	3.017	107.74	12:54:29.418

Weather / Track : Cloudy / Dry

Donington Park National  
Circuit Length = 1.9790 miles  
Start: 12:51 Flag 13:07 End: 13:12



# MSVR Club Car Championships - Donington Park National - 6th/7th April 2019

## F3 Cup Championship

### RACE 6 - LAP ANALYSIS

DIFF = Difference To Personal Best Lap

4 -	1:05.131	2.025	109.38	12:55:34.549
5 -	1:04.968	1.862	109.66	12:56:39.517
6 -	1:03.879	0.773	111.53	12:57:43.396
7 -	1:03.430	0.324	112.32	12:58:46.826
8 -	1:03.751	0.645	111.75	12:59:50.577
9 -	1:03.847	0.741	111.58	13:00:54.424
10 -	1:03.753	0.647	111.75	13:01:58.177
11 -	1:03.199 (2)	0.093	112.73	13:03:01.376
<b>12 -</b>	<b>1:03.106 (1)</b>		<b>112.89</b>	<b>13:04:04.482</b>
13 -	1:03.338 (3)	0.232	112.48	13:05:07.820
14 -	1:03.495	0.389	112.20	13:06:11.315
15 -	1:04.146	1.040	111.06	13:07:15.461

# MSVR Club Car Championships - Donington Park National - 6th/7th April 2019

## F3 Cup Championship

### RACE 6 - STATISTICS

**Competitors Started** 14  
**Planned Start** 2019-04-07 @ 12:45:00.000  
**Actual Start** 2019-04-07 @ 12:51:00.975  
**Finish Time** 2019-04-07 @ 13:07:42.296  
**Track Length** 1.9790mi.  
**Total Laps** 217  
**Total Distance Covered** 429.4575mi.

#### Session Fastest Lap History

NO	CL	NAME	LAP TIME	TIME OF DAY	LAP	VEHICLE
1	Cup	Cian CAREY	<b>1:04.657</b>	12:53:15.622	2	Dallara F311
28	INV	Stefano LEANEY	<b>1:03.835</b>	12:53:15.851	2	Dallara F317
28	INV	Stefano LEANEY	<b>1:03.231</b>	12:54:19.086	3	Dallara F317
28	INV	Stefano LEANEY	<b>1:02.555</b>	12:55:21.639	4	Dallara F317
28	INV	Stefano LEANEY	<b>1:02.286</b>	12:56:23.926	5	Dallara F317
28	INV	Stefano LEANEY	<b>1:02.143</b>	12:57:26.069	6	Dallara F317
28	INV	Stefano LEANEY	<b>1:01.699</b>	12:58:27.768	7	Dallara F317
28	INV	Stefano LEANEY	<b>1:01.360</b>	12:59:29.127	8	Dallara F317
28	INV	Stefano LEANEY	<b>1:01.218</b>	13:06:41.630	15	Dallara F317
28	INV	Stefano LEANEY	<b>1:00.699</b>	13:07:42.328	16	Dallara F317

#### Session Leader History

NO	CL	NAME	FROM LAP	LAPS LED	DISTANCE	VEHICLE
1	Cup	Cian CAREY	1	2	3.92 miles	Dallara F311
28	INV	Stefano LEANEY	3	14	27.70 miles	Dallara F317

#### Flag History

TYPE	TIME OF DAY
GREEN	12:51:00.975
FINISH	13:07:42.296

#### Flag Statistics

TYPE	COUNT	TOTAL LAPS	TOTAL TIME
Green	1	15	16:41.320
Red	0	0	0.000
Safety Car	0	0	0.000
FCY	0	0	0.000

Weather / Track : Cloudy / Dry

These results are provisional until the conclusion of any judicial and technical matters.

Donington Park National  
Circuit Length = 1.9790 miles  
Start: 12:51 Flag 13:07 End: 13:12

Clerk Of Course :		Timekeeper :
-------------------	--	--------------

# MSVR Club Car Championships - Donington Park National - 6th/7th April 2019

## F3 Cup Championship

### RACE 6 - STATISTICS

CLASS : Cup

12 Starters

#### Fastest Lap History

NO	NAME	LAP TIME	TIME OF DAY	LAP	VEHICLE
1	Cian CAREY	1:04.657	12:53:15.622	2	Dallara F311
11	Shane KELLY	1:04.595	12:53:17.041	2	Dallara F308
11	Shane KELLY	1:03.794	12:54:20.837	3	Dallara F308
1	Cian CAREY	1:03.274	12:55:23.659	4	Dallara F311
1	Cian CAREY	1:02.805	12:56:26.463	5	Dallara F311
1	Cian CAREY	1:02.673	12:57:29.104	6	Dallara F311
1	Cian CAREY	1:02.613	12:58:31.748	7	Dallara F311
11	Shane KELLY	1:02.592	12:58:32.523	7	Dallara F308
1	Cian CAREY	1:02.343	12:59:34.060	8	Dallara F311
1	Cian CAREY	1:01.863	13:00:35.950	9	Dallara F311

#### Leader History

NO	NAME	FROM LAP	LAPS LED	DISTANCE	VEHICLE
1	Cian CAREY	1	16	31.62 miles	Dallara F311

Weather / Track : Cloudy / Dry

These results are provisional until the conclusion of any judicial and technical matters.

Donington Park National  
Circuit Length = 1.9790 miles  
Start: 12:51 Flag 13:07 End: 13:12

Clerk Of Course :		Timekeeper :
-------------------	--	--------------

# MSVR Club Car Championships - Donington Park National - 6th/7th April 2019

## F3 Cup Championship

### RACE 6 - STATISTICS

CLASS : INV

2 Starters

#### Fastest Lap History

NO	NAME	LAP TIME	TIME OF DAY	LAP	VEHICLE
28	Stefano LEANEY	1:03.835	12:53:15.851	2	Dallara F317
28	Stefano LEANEY	1:03.231	12:54:19.086	3	Dallara F317
28	Stefano LEANEY	1:02.555	12:55:21.639	4	Dallara F317
28	Stefano LEANEY	1:02.286	12:56:23.926	5	Dallara F317
28	Stefano LEANEY	1:02.143	12:57:26.069	6	Dallara F317
28	Stefano LEANEY	1:01.699	12:58:27.768	7	Dallara F317
28	Stefano LEANEY	1:01.360	12:59:29.127	8	Dallara F317
28	Stefano LEANEY	1:01.218	13:06:41.630	15	Dallara F317
28	Stefano LEANEY	1:00.699	13:07:42.328	16	Dallara F317

#### Leader History

NO	NAME	FROM LAP	LAPS LED	DISTANCE	VEHICLE
28	Stefano LEANEY	1	16	31.62 miles	Dallara F317

Weather / Track : Cloudy / Dry

These results are provisional until the conclusion of any judicial and technical matters.


Donington Park National  
Circuit Length = 1.9790 miles  
Start: 12:51 Flag 13:07 End: 13:12

Clerk Of Course :		Timekeeper :
-------------------	--	--------------

# MSVR Club Car Championships - Donington Park National - 6th/7th April 2019

## F3 Cup Championship

### RACE 9 - GRID (20 minutes)

ROW 7	13	21	17:30.020 James SIMONS	14	91	16:14.485 Jonathon HUGHES
ROW 6	11	6	17:10.544 Adrian HOLEY	12	7	17:20.384 Phillip JEANS
ROW 5	9	77	16:53.366 Roberto TIRONE	10	17	17:00.548 Patrick JEANS
ROW 4	7	27	17:40.243 Tony BISHOP	8	9	16:51.404 Robbie WATTS
ROW 3	5	2	17:16.792 Stuart WILTSHIRE	6	10	17:17.179 Darragh DALY
ROW 2	3	11	16:56.072 Shane KELLY	4	5	17:15.406 George LINE
ROW 1	1	28	16:41.321 Stefano LEANEY	2	1	16:53.711 Cian CAREY
<b>Pole</b>						
						

Donington Park National  
Circuit Length = 1.9790 miles

**These results are provisional until the conclusion of any judicial and technical matters.**

Clerk Of Course :		Timekeeper :	
-------------------	--	--------------	--

# MSVR Club Car Championships - Donington Park National - 6th/7th April 2019

## F3 Cup Championship

### RACE 9 - CLASSIFICATION

POS	NO	CL	PIC NAME	ENTRY	LAPS	TIME	GAP	DIFF	MPH	BEST	ON
1	28	INV	1 Stefano LEANEY	Dallara F317	18	20:41.554			103.18	1:01.714	17
2	1	Cup	1 Cian CAREY	Dallara F311	18	20:48.690	7.136	7.136	102.59	1:02.507	9
3	11	Cup	2 Shane KELLY	Dallara F308	18	20:51.173	9.619	2.483	102.38	1:02.309	18
4	2	Cup	3 Stuart WILTSHIRE	Dallara F308	18	20:56.541	14.987	5.368	101.95	1:03.846	9
5	5	Cup	4 George LINE	Dallara F310	18	20:58.884	17.330	2.343	101.76	1:03.719	10
6	27	Cup	5 Tony BISHOP	Dallara F314	18	20:59.240	17.686	0.356	101.73	1:03.823	9
7	91	Cup	6 Jonathon HUGHES	Dallara F312	18	20:59.412	17.858	0.172	101.71	1:03.897	7
8	17	Cup	7 Patrick JEANS	Dallara F312	18	21:04.668	23.114	5.256	101.29	1:04.476	9
9	9	INV	2 Robbie WATTS	Dallara F308	18	21:07.819	26.265	3.151	101.04	1:04.982	8
10	7	Cup	8 Phillip JEANS	Dallara F312	17	21:07.604	1 Lap	1 Lap	95.44	1:06.670	17
11	21	Cup	9 James SIMONS	Dallara F310	17	21:08.654	1 Lap	1.050	95.36	1:06.799	16
12	6	Cup	10 Adrian HOLEY	Dallara F308	17	21:12.289	1 Lap	3.635	95.09	1:07.172	17

#### NOT CLASSIFIED

DNF	10*	Cup	Darragh DALY	Dallara F308	10	10:56.953	8 Laps	7 Laps	108.24	1:03.548	7
DNF	77	Cup	Roberto TIRONE	Dallara F308	10	11:54.515	8 Laps	57.562	99.52	1:06.429	6

#### FASTEST LAP

28	INV	Stefano LEANEY	Dallara F317	17	1:01.714	115.44 mph	185.79 kph
11	Cup	Shane KELLY	Dallara F308	18	1:02.309	114.34 mph	184.01 kph

Car 10 - 5 second time penalty - track limits

Weather / Track : Cloudy / Dry

These results are provisional until the conclusion of any judicial and technical matters.

Donington Park National  
Circuit Length = 1.9790 miles  
Start: 15:25 Flag 15:46 End: 15:47

Clerk Of Course :	Timekeeper :
-------------------	--------------

# MSVR Club Car Championships - Donington Park National - 6th/7th April 2019

## F3 Cup Championship

### RACE 9 - LAP CHART

LAP 1 @ 15:26:35.711			LAP 2 @ 15:27:40.034			LAP 3 @ 15:28:42.744			LAP 4 @ 15:29:45.206			LAP 5 @ 15:30:47.629		
NO	BEHIND	LAP TIME	NO	BEHIND	LAP TIME	NO	BEHIND	LAP TIME	NO	BEHIND	LAP TIME	NO	BEHIND	LAP TIME
1		1:08.490	28		1:03.997	28		1:02.710	28		1:02.462	28		1:02.423
28	0.326	1:08.816	1	1.007	1:05.330	1	2.168	1:03.871	1	3.229	1:03.523	1	4.079	1:03.273
2	1.557	1:10.047	2	2.692	1:05.458	11	4.396	1:04.162	11	5.007	1:03.073	11	5.636	1:03.052
11	2.011	1:10.501	11	2.944	1:05.256	2	5.851	1:05.869	2	8.355	1:04.966	2	11.618	1:05.686
10	2.630	1:11.120	10	3.163	1:04.856	10	6.166	1:05.713	10	8.535	1:04.831	10	11.679	1:05.567
5	3.113	1:11.603	5	3.667	1:04.877	5	6.543	1:05.586	5	8.830	1:04.749	5	12.018	1:05.611
27	3.971	1:12.461	27	4.637	1:04.989	27	6.888	1:04.961	27	9.398	1:04.972	27	12.408	1:05.433
9	5.310	1:13.800	9	7.003	1:06.016	9	10.246	1:05.953	91	12.707	1:04.716	91	14.802	1:04.518
17	6.577	1:15.067	91	7.676	1:05.284	91	10.453	1:05.487	9	13.951	1:06.167	17	18.868	1:05.306
91	6.715	1:15.205	17	9.182	1:06.928	17	12.761	1:06.289	17	15.985	1:05.686	9	24.930	1:13.402
77	8.645	1:17.135	77	11.995	1:07.673	77	16.333	1:07.048	77	20.581	1:06.710	77	25.272	1:07.114
6	10.149	1:18.639	6	15.398	1:09.572	6	21.269	1:08.581	6	27.021	1:08.214	6	32.833	1:08.235
21	10.504	1:18.994	21	15.879	1:09.698	21	21.669	1:08.500	21	27.859	1:08.652	21	33.183	1:07.747
7	11.805	1:20.295	7	16.957	1:09.475	7	22.871	1:08.624	7	28.367	1:07.958	7	33.957	1:08.013

Weather / Track : Cloudy / Dry

Results can be found at [www.tsl-timing.com](http://www.tsl-timing.com)

Page 1 of 4

Donington Park National  
Circuit Length = 1.9790 miles  
Start: 15:25 Flag 15:46 End: 15:47

Printed - 15:49 Sunday, 07 April 2019

# MSVR Club Car Championships - Donington Park National - 6th/7th April 2019

## F3 Cup Championship

### RACE 9 - LAP CHART

LAP 6 @ 15:31:50.121			LAP 7 @ 15:32:52.485			LAP 8 @ 15:33:54.654			LAP 9 @ 15:34:57.119			LAP 10 @ 15:35:59.583		
NO	BEHIND	LAP TIME	NO	BEHIND	LAP TIME	NO	BEHIND	LAP TIME	NO	BEHIND	LAP TIME	NO	BEHIND	LAP TIME
28		1:02.492	28		1:02.364	28		1:02.169	28		1:02.465	28		1:02.464
1	4.710	1:03.123	1	5.595	1:03.249	1	6.312	1:02.886	1	6.354	1:02.507	1	6.624	1:02.734
11	6.339	1:03.195	11	6.857	1:02.882	11	7.102	1:02.414	11	7.463	1:02.826	11	7.473	1:02.474
10	13.445	1:04.258	10	14.629	1:03.548	10	16.290	1:03.830	10	17.777	1:03.952	10	19.591	1:04.278
2	14.287	1:05.161	2	16.292	1:04.369	2	18.222	1:04.099	2	19.603	1:03.846	2	21.217	1:04.078
5	14.626	1:05.100	5	16.700	1:04.438	5	18.699	1:04.168	5	20.337	1:04.103	5	21.592	1:03.719
27	15.154	1:05.238	27	17.341	1:04.551	27	19.777	1:04.605	27	21.135	1:03.823	27	22.625	1:03.954
91	16.701	1:04.391	91	18.234	1:03.897	91	20.633	1:04.568	91	22.094	1:03.926	91	23.667	1:04.037
17	21.432	1:05.056	17	23.757	1:04.689	17	26.142	1:04.554	17	28.153	1:04.476	17	30.234	1:04.545
9	28.171	1:05.733	9	30.861	1:05.054	9	33.674	1:04.982	9	36.600	1:05.391	9	39.216	1:05.080
77	29.209	1:06.429	77	33.935	1:07.090	77	42.371	1:10.605	77	51.165	1:11.259	21	1:02.717	1:08.468
6	38.148	1:07.807	6	43.933	1:08.149	6	50.200	1:08.436	6	55.856	1:08.121	7	1:03.621	1:09.037
21	38.726	1:08.035	21	44.276	1:07.914	21	50.717	1:08.610	21	56.713	1:08.461			
7	39.585	1:08.120	7	45.098	1:07.877	7	51.727	1:08.798	7	57.048	1:07.786			

Weather / Track : Cloudy / Dry

Donington Park National  
Circuit Length = 1.9790 miles  
Start: 15:25 Flag 15:46 End: 15:47



# MSVR Club Car Championships - Donington Park National - 6th/7th April 2019

## F3 Cup Championship

### RACE 9 - LAP CHART

LAP 11 @ 15:37:03.431			LAP 12 @ 15:38:07.678			LAP 13 @ 15:40:06.903			LAP 14 @ 15:42:00.086			LAP 15 @ 15:43:03.252		
NO	BEHIND	LAP TIME	NO	BEHIND	LAP TIME	NO	BEHIND	LAP TIME	NO	BEHIND	LAP TIME	NO	BEHIND	LAP TIME
28		1:03.848	28		1:04.247	28		1:59.225	28		1:53.183	28		1:03.166
6	1 Lap	1:10.601	21	1 Lap	1:08.909	21	1 Lap	1:56.707	21	1 Lap	1:52.643	1	2.915	1:05.316
1	5.292	1:02.516	7	1 Lap	1:08.602	7	1 Lap	1:57.577	7	1 Lap	1:51.317	11	6.414	1:06.403
11	6.202	1:02.577	1	4.460	1:03.415	1	3.116	1:57.881	1	0.765	1:50.832	2	7.774	1:07.597
77	1 Lap	1:33.452 P	6	1 Lap	1:10.044	6	1 Lap	1:58.661	11	3.177	1:50.782	5	8.138	1:07.455
2	21.921	1:04.552	11	6.273	1:04.318	11	5.578	1:58.530	6	1 Lap	1:51.117	27	8.269	1:06.354
5	22.203	1:04.459	2	24.005	1:06.331	2	7.301	1:42.521	2	3.343	1:49.225	7	1 Lap	1:11.799
27	22.868	1:04.091	5	25.247	1:07.291	5	8.709	1:42.687	5	3.849	1:48.323	91	9.348	1:06.887
91	24.157	1:04.338	27	25.623	1:07.002	27	9.139	1:42.741	27	5.081	1:49.125	21	1 Lap	1:12.628
17	30.911	1:04.525	91	26.348	1:06.438	91	10.644	1:43.521	91	5.627	1:48.166	17	10.173	1:06.736
9	40.993	1:05.625	17	31.915	1:05.251	17	11.135	1:38.445	17	6.603	1:48.651	9	12.153	1:07.387
			9	48.090	1:11.344	9	14.490	1:25.625	9	7.932	1:46.625	6	1 Lap	1:13.297

Weather / Track : Cloudy / Dry

Donington Park National  
 Circuit Length = 1.9790 miles  
 Start: 15:25 Flag 15:46 End: 15:47

# MSVR Club Car Championships - Donington Park National - 6th/7th April 2019

## F3 Cup Championship

### RACE 9 - LAP CHART

LAP 16 @ 15:44:05.167			LAP 17 @ 15:45:06.881			LAP 18 @ 15:46:08.775		
NO	BEHIND	LAP TIME	NO	BEHIND	LAP TIME	NO	BEHIND	LAP TIME
<b>28</b>		1:01.915	<b>28</b>		1:01.714	<b>28</b>		1:01.894
<b>1</b>	4.656	1:03.656	<b>1</b>	5.942	1:03.000	<b>1</b>	7.136	1:03.088
<b>11</b>	7.924	1:03.425	<b>11</b>	9.204	1:02.994	<b>11</b>	9.619	1:02.309
<b>2</b>	10.073	1:04.214	<b>2</b>	12.382	1:04.023	<b>2</b>	14.987	1:04.499
<b>5</b>	11.199	1:04.976	<b>5</b>	14.396	1:04.911	<b>5</b>	17.330	1:04.828
<b>27</b>	11.330	1:04.976	<b>27</b>	14.948	1:05.332	<b>27</b>	17.686	1:04.632
<b>91</b>	12.129	1:04.696	<b>91</b>	15.265	1:04.850	<b>91</b>	17.858	1:04.487
<b>17</b>	14.023	1:05.765	<b>17</b>	19.092	1:06.783	<b>17</b>	23.114	1:05.916
<b>7</b>	1 Lap	1:08.641	<b>7</b>	1 Lap	1:07.015	<b>7</b>	1 Lap	1:06.670
<b>21</b>	1 Lap	1:08.682	<b>21</b>	1 Lap	1:06.799	<b>9</b>	26.265	1:05.528
<b>9</b>	16.851	1:06.613	<b>9</b>	22.631	1:07.494	<b>21</b>	1 Lap	1:07.207
<b>6</b>	1 Lap	1:08.315	<b>6</b>	1 Lap	1:07.328	<b>6</b>	1 Lap	1:07.172

Weather / Track : Cloudy / Dry

Results can be found at [www.tsl-timing.com](http://www.tsl-timing.com)

Page 4 of 4

Donington Park National  
Circuit Length = 1.9790 miles  
Start: 15:25 Flag 15:46 End: 15:47

Printed - 15:49 Sunday, 07 April 2019

# MSVR Club Car Championships - Donington Park National - 6th/7th April 2019

## F3 Cup Championship

### RACE 9 - LAP ANALYSIS

DIFF = Difference To Personal Best Lap

P1 28 Stefano LEANEY				
LAP	LAP TIME	DIFF	MPH	TIME OF DAY
1 -	1:08.816	7.102	103.53	15:26:36.037
2 -	1:03.997	2.283	111.32	15:27:40.034
3 -	1:02.710	0.996	113.61	15:28:42.744
4 -	1:02.462	0.748	114.06	15:29:45.206
5 -	1:02.423	0.709	114.13	15:30:47.629
6 -	1:02.492	0.778	114.00	15:31:50.121
7 -	1:02.364	0.650	114.24	15:32:52.485
8 -	1:02.169	0.455	114.60	15:33:54.654
9 -	1:02.465	0.751	114.05	15:34:57.119
10 -	1:02.464	0.750	114.05	15:35:59.583
11 -	1:03.848	2.134	111.58	15:37:03.431
12 -	1:04.247	2.533	110.89	15:38:07.678
13 -	1:59.225	57.511	59.75	15:40:06.903
14 -	1:53.183	51.469	62.94	15:42:00.086
15 -	1:03.166	1.452	112.79	15:43:03.252
16 -	1:01.915 (3)	0.201	115.07	15:44:05.167
17 -	1:01.714 (1)		115.44	15:45:06.881
18 -	1:01.894 (2)	0.180	115.11	15:46:08.775

P2 1 Cian CAREY				
LAP	LAP TIME	DIFF	MPH	TIME OF DAY
1 -	1:08.490	5.983	104.02	15:26:35.711
2 -	1:05.330	2.823	109.05	15:27:41.041
3 -	1:03.871	1.364	111.54	15:28:44.912
4 -	1:03.523	1.016	112.15	15:29:48.435
5 -	1:03.273	0.766	112.60	15:30:51.708
6 -	1:03.123	0.616	112.86	15:31:54.831
7 -	1:03.249	0.742	112.64	15:32:58.080
8 -	1:02.886	0.379	113.29	15:34:00.966
9 -	1:02.507 (1)		113.98	15:35:03.473
10 -	1:02.734 (3)	0.227	113.56	15:36:06.207
11 -	1:02.516 (2)	0.009	113.96	15:37:08.723
12 -	1:03.415	0.908	112.34	15:38:12.138
13 -	1:57.881	55.374	60.43	15:40:10.019
14 -	1:50.832	48.325	64.28	15:42:00.851
15 -	1:05.316	2.809	109.07	15:43:06.167
16 -	1:03.656	1.149	111.92	15:44:09.823
17 -	1:03.000	0.493	113.08	15:45:12.823
18 -	1:03.088	0.581	112.93	15:46:15.911

P3 11 Shane KELLY				
LAP	LAP TIME	DIFF	MPH	TIME OF DAY
1 -	1:10.501	8.192	101.05	15:26:37.722
2 -	1:05.256	2.947	109.17	15:27:42.978
3 -	1:04.162	1.853	111.04	15:28:47.140
4 -	1:03.073	0.764	112.95	15:29:50.213
5 -	1:03.052	0.743	112.99	15:30:53.265
6 -	1:03.195	0.886	112.74	15:31:56.460
7 -	1:02.882	0.573	113.30	15:32:59.342
8 -	1:02.414 (2)	0.105	114.15	15:34:01.756
9 -	1:02.826	0.517	113.40	15:35:04.582
10 -	1:02.474 (3)	0.165	114.04	15:36:07.056
11 -	1:02.577	0.268	113.85	15:37:09.633
12 -	1:04.318	2.009	110.77	15:38:13.951
13 -	1:58.530	56.221	60.10	15:40:12.481
14 -	1:50.782	48.473	64.31	15:42:03.263
15 -	1:06.403	4.094	107.29	15:43:09.666
16 -	1:03.425	1.116	112.33	15:44:13.091
17 -	1:02.994	0.685	113.10	15:45:16.085
18 -	1:02.309 (1)		114.34	15:46:18.394

DIFF = Difference To Personal Best Lap

P4 2 Stuart WILTSHIRE				
LAP	LAP TIME	DIFF	MPH	TIME OF DAY
1 -	1:10.047	6.201	101.71	15:26:37.268
2 -	1:05.458	1.612	108.84	15:27:42.726
3 -	1:05.869	2.023	108.16	15:28:48.595
4 -	1:04.966	1.120	109.66	15:29:53.561
5 -	1:05.686	1.840	108.46	15:30:59.247
6 -	1:05.161	1.315	109.33	15:32:04.408
7 -	1:04.369	0.523	110.68	15:33:08.777
8 -	1:04.099	0.253	111.15	15:34:12.876
9 -	1:03.846 (1)		111.59	15:35:16.722
10 -	1:04.078 (3)	0.232	111.18	15:36:20.800
11 -	1:04.552	0.706	110.37	15:37:25.352
12 -	1:06.331	2.485	107.41	15:38:31.683
13 -	1:42.521	38.675	69.49	15:40:14.204
14 -	1:49.225	45.379	65.22	15:42:03.429
15 -	1:07.597	3.751	105.39	15:43:11.026
16 -	1:04.214	0.368	110.95	15:44:15.240
17 -	1:04.023 (2)	0.177	111.28	15:45:19.263
18 -	1:04.499	0.653	110.46	15:46:23.762

P5 5 George LINE				
LAP	LAP TIME	DIFF	MPH	TIME OF DAY
1 -	1:11.603	7.884	99.50	15:26:38.824
2 -	1:04.877	1.158	109.81	15:27:43.701
3 -	1:05.586	1.867	108.63	15:28:49.287
4 -	1:04.749	1.030	110.03	15:29:54.036
5 -	1:05.611	1.892	108.58	15:30:59.647
6 -	1:05.100	1.381	109.44	15:32:04.747
7 -	1:04.438	0.719	110.56	15:33:09.185
8 -	1:04.168 (3)	0.449	111.03	15:34:13.353
9 -	1:04.103 (2)	0.384	111.14	15:35:17.456
10 -	1:03.719 (1)		111.81	15:36:21.175
11 -	1:04.459	0.740	110.52	15:37:25.634
12 -	1:07.291	3.572	105.87	15:38:32.925
13 -	1:42.687	38.968	69.38	15:40:15.612
14 -	1:48.323	44.604	65.77	15:42:03.935
15 -	1:07.455	3.736	105.62	15:43:11.390
16 -	1:04.976	1.257	109.65	15:44:16.366
17 -	1:04.911	1.192	109.76	15:45:21.277
18 -	1:04.828	1.109	109.90	15:46:26.105

P6 27 Tony BISHOP				
LAP	LAP TIME	DIFF	MPH	TIME OF DAY
1 -	1:12.461	8.638	98.32	15:26:39.682
2 -	1:04.989	1.166	109.62	15:27:44.671
3 -	1:04.961	1.138	109.67	15:28:49.632
4 -	1:04.972	1.149	109.65	15:29:54.604
5 -	1:05.433	1.610	108.88	15:31:00.037
6 -	1:05.238	1.415	109.21	15:32:05.275
7 -	1:04.551	0.728	110.37	15:33:09.826
8 -	1:04.605	0.782	110.28	15:34:14.431
9 -	1:03.823 (1)		111.63	15:35:18.254
10 -	1:03.954 (2)	0.131	111.40	15:36:22.208
11 -	1:04.091 (3)	0.268	111.16	15:37:26.299
12 -	1:07.002	3.179	106.33	15:38:33.301
13 -	1:42.741	38.918	69.34	15:40:16.042
14 -	1:49.125	45.302	65.28	15:42:05.167
15 -	1:06.354	2.531	107.37	15:43:11.521
16 -	1:04.976	1.153	109.65	15:44:16.497
17 -	1:05.332	1.509	109.05	15:45:21.829

Weather / Track : Cloudy / Dry

Donington Park National  
Circuit Length = 1.9790 miles  
Start: 15:25 Flag 15:46 End: 15:47

# MSVR Club Car Championships - Donington Park National - 6th/7th April 2019

## F3 Cup Championship

### RACE 9 - LAP ANALYSIS

DIFF = Difference To Personal Best Lap

18 - 1:04.632 0.809 110.23 15:46:26.461

P7 91 Jonathon HUGHES				
LAP	LAP TIME	DIFF	MPH	TIME OF DAY
1 -	1:15.205	11.308	94.73	15:26:42.426
2 -	1:05.284	1.387	109.13	15:27:47.710
3 -	1:05.487	1.590	108.79	15:28:53.197
4 -	1:04.716	0.819	110.09	15:29:57.913
5 -	1:04.518	0.621	110.42	15:31:02.431
6 -	1:04.391	0.494	110.64	15:32:06.822
7 -	<b>1:03.897 (1)</b>		<b>111.50</b>	<b>15:33:10.719</b>
8 -	1:04.568	0.671	110.34	15:34:15.287
9 -	1:03.926 (2)	0.029	111.45	15:35:19.213
10 -	1:04.037 (3)	0.140	111.25	15:36:23.250
11 -	1:04.338	0.441	110.73	15:37:27.588
12 -	1:06.438	2.541	107.23	15:38:34.026
13 -	1:43.521	39.624	68.82	15:40:17.547
14 -	1:48.166	44.269	65.86	15:42:05.713
15 -	1:06.887	2.990	106.51	15:43:12.600
16 -	1:04.696	0.799	110.12	15:44:17.296
17 -	1:04.850	0.953	109.86	15:45:22.146
18 -	1:04.487	0.590	110.48	15:46:26.633

P8 17 Patrick JEANS				
LAP	LAP TIME	DIFF	MPH	TIME OF DAY
1 -	1:15.067	10.591	94.90	15:26:42.288
2 -	1:06.928	2.452	106.45	15:27:49.216
3 -	1:06.289	1.813	107.47	15:28:55.505
4 -	1:05.686	1.210	108.46	15:30:01.191
5 -	1:05.306	0.830	109.09	15:31:06.497
6 -	1:05.056	0.580	109.51	15:32:11.553
7 -	1:04.689	0.213	110.13	15:33:16.242
8 -	1:04.554	0.078	110.36	15:34:20.796
9 -	<b>1:04.476 (1)</b>		<b>110.50</b>	<b>15:35:25.272</b>
10 -	1:04.545 (3)	0.069	110.38	15:36:29.817
11 -	1:04.525 (2)	0.049	110.41	15:37:34.342
12 -	1:05.251	0.775	109.18	15:38:39.593
13 -	1:38.445	33.969	72.37	15:40:18.038
14 -	1:48.651	44.175	65.57	15:42:06.689
15 -	1:06.736	2.260	106.75	15:43:13.425
16 -	1:05.765	1.289	108.33	15:44:19.190
17 -	1:06.783	2.307	106.68	15:45:25.973
18 -	1:05.916	1.440	108.08	15:46:31.889

P9 9 Robbie WATTS				
LAP	LAP TIME	DIFF	MPH	TIME OF DAY
1 -	1:13.800	8.818	96.53	15:26:41.021
2 -	1:06.016	1.034	107.92	15:27:47.037
3 -	1:05.953	0.971	108.02	15:28:52.990
4 -	1:06.167	1.185	107.67	15:29:59.157
5 -	1:13.402	8.420	97.06	15:31:12.559
6 -	1:05.733	0.751	108.38	15:32:18.292
7 -	1:05.054 (2)	0.072	109.51	15:33:23.346
8 -	<b>1:04.982 (1)</b>		<b>109.64</b>	<b>15:34:28.328</b>
9 -	1:05.391	0.409	108.95	15:35:33.719
10 -	1:05.080 (3)	0.098	109.47	15:36:38.799
11 -	1:05.625	0.643	108.56	15:37:44.424
12 -	1:11.344	6.362	99.86	15:38:55.768
13 -	1:25.625	20.643	83.20	15:40:21.393
14 -	1:46.625	41.643	66.81	15:42:08.018
15 -	1:07.387	2.405	105.72	15:43:15.405
16 -	1:06.613	1.631	106.95	15:44:22.018

DIFF = Difference To Personal Best Lap

17 - 1:07.494 2.512 105.55 15:45:29.512  
18 - 1:05.528 0.546 108.72 15:46:35.040

P10 7 Phillip JEANS				
LAP	LAP TIME	DIFF	MPH	TIME OF DAY
1 -	1:20.295	13.625	88.72	15:26:47.516
2 -	1:09.475	2.805	102.54	15:27:56.991
3 -	1:08.624	1.954	103.82	15:29:05.615
4 -	1:07.958	1.288	104.83	15:30:13.573
5 -	1:08.013	1.343	104.75	15:31:21.586
6 -	1:08.120	1.450	104.58	15:32:29.706
7 -	1:07.877	1.207	104.96	15:33:37.583
8 -	1:08.798	2.128	103.55	15:34:46.381
9 -	1:07.786 (3)	1.116	105.10	15:35:54.167
10 -	1:09.037	2.367	103.20	15:37:03.204
11 -	1:08.602	1.932	103.85	15:38:11.806
12 -	1:57.577	50.907	60.59	15:40:09.383
13 -	1:51.317	44.647	64.00	15:42:00.700
14 -	1:11.799	5.129	99.23	15:43:12.499
15 -	1:08.641	1.971	103.79	15:44:21.140
16 -	1:07.015 (2)	0.345	106.31	15:45:28.155
17 -	<b>1:06.670 (1)</b>		<b>106.86</b>	<b>15:46:34.825</b>

P11 21 James SIMONS				
LAP	LAP TIME	DIFF	MPH	TIME OF DAY
1 -	1:18.994	12.195	90.19	15:26:46.215
2 -	1:09.698	2.899	102.22	15:27:55.913
3 -	1:08.500	1.701	104.00	15:29:04.413
4 -	1:08.652	1.853	103.77	15:30:13.065
5 -	1:07.747 (3)	0.948	105.16	15:31:20.812
6 -	1:08.035	1.236	104.72	15:32:28.847
7 -	1:07.914	1.115	104.90	15:33:36.761
8 -	1:08.610	1.811	103.84	15:34:45.371
9 -	1:08.461	1.662	104.06	15:35:53.832
10 -	1:08.468	1.669	104.05	15:37:02.300
11 -	1:08.909	2.110	103.39	15:38:11.209
12 -	1:56.707	49.908	61.04	15:40:07.916
13 -	1:52.643	45.844	63.24	15:42:00.559
14 -	1:12.628	5.829	98.09	15:43:13.187
15 -	1:08.682	1.883	103.73	15:44:21.869
16 -	<b>1:06.799 (1)</b>		<b>106.65</b>	<b>15:45:28.668</b>
17 -	1:07.207 (2)	0.408	106.01	15:46:35.875

P12 6 Adrian HOLEY				
LAP	LAP TIME	DIFF	MPH	TIME OF DAY
1 -	1:18.639	11.467	90.59	15:26:45.860
2 -	1:09.572	2.400	102.40	15:27:55.432
3 -	1:08.581	1.409	103.88	15:29:04.013
4 -	1:08.214	1.042	104.44	15:30:12.227
5 -	1:08.235	1.063	104.41	15:31:20.462
6 -	1:07.807 (3)	0.635	105.07	15:32:28.269
7 -	1:08.149	0.977	104.54	15:33:36.418
8 -	1:08.436	1.264	104.10	15:34:44.854
9 -	1:08.121	0.949	104.58	15:35:52.975
10 -	1:10.601	3.429	100.91	15:37:03.576
11 -	1:10.044	2.872	101.71	15:38:13.620
12 -	1:58.661	51.489	60.04	15:40:12.281
13 -	1:51.117	43.945	64.11	15:42:03.398
14 -	1:13.297	6.125	97.20	15:43:16.695
15 -	1:08.315	1.143	104.29	15:44:25.010
16 -	1:07.328 (2)	0.156	105.81	15:45:32.338
17 -	<b>1:07.172 (1)</b>		<b>106.06</b>	<b>15:46:39.510</b>

Weather / Track : Cloudy / Dry

Donington Park National  
Circuit Length = 1.9790 miles  
Start: 15:25 Flag 15:46 End: 15:47

# MSVR Club Car Championships - Donington Park National - 6th/7th April 2019

## F3 Cup Championship

### RACE 9 - LAP ANALYSIS

DIFF = Difference To Personal Best Lap

<b>P13 10 Darragh DALY</b>				
LAP	LAP TIME	DIFF	MPH	TIME OF DAY
1 -	1:11.120	7.572	100.17	15:26:38.341
2 -	1:04.856	1.308	109.85	15:27:43.197
3 -	1:05.713	2.165	108.42	15:28:48.910
4 -	1:04.831	1.283	109.89	15:29:53.741
5 -	1:05.567	2.019	108.66	15:30:59.308
6 -	1:04.258	0.710	110.87	15:32:03.566
7 -	<b>1:03.548 (1)</b>		<b>112.11</b>	<b>15:33:07.114</b>
8 -	1:03.830 (2)	0.282	111.61	15:34:10.944
9 -	1:03.952 (3)	0.404	111.40	15:35:14.896
10 -	1:04.278	0.730	110.84	15:36:19.174

<b>P14 77 Roberto TIRONE</b>				
LAP	LAP TIME	DIFF	MPH	TIME OF DAY
1 -	1:17.135	10.706	92.36	15:26:44.356
2 -	1:07.673	1.244	105.28	15:27:52.029
3 -	1:07.048 (3)	0.619	106.26	15:28:59.077
4 -	1:06.710 (2)	0.281	106.80	15:30:05.787
5 -	1:07.114	0.685	106.15	15:31:12.901
6 -	<b>1:06.429 (1)</b>		<b>107.25</b>	<b>15:32:19.330</b>
7 -	1:07.090	0.661	106.19	15:33:26.420
8 -	1:10.605	4.176	100.90	15:34:37.025
9 -	1:11.259	4.830	99.98	15:35:48.284
10 -	1:33.452 P	27.023	76.23	15:37:21.736

# MSVR Club Car Championships - Donington Park National - 6th/7th April 2019

## F3 Cup Championship

### RACE 9 - STATISTICS

**Competitors Started** 14  
**Planned Start** 2019-04-07 @ 15:25:00.000  
**Actual Start** 2019-04-07 @ 15:25:27.220  
**Finish Time** 2019-04-07 @ 15:46:08.466  
**Track Length** 1.9790mi.  
**Total Laps** 233  
**Total Distance Covered** 461.1226mi.

#### Session Fastest Lap History

NO	CL	NAME	LAP TIME	TIME OF DAY	LAP	VEHICLE
28	INV	Stefano LEANEY	1:03.997	15:27:40.066	2	Dallara F317
28	INV	Stefano LEANEY	1:02.710	15:28:42.774	3	Dallara F317
28	INV	Stefano LEANEY	1:02.462	15:29:45.237	4	Dallara F317
28	INV	Stefano LEANEY	1:02.423	15:30:47.660	5	Dallara F317
28	INV	Stefano LEANEY	1:02.364	15:32:52.517	7	Dallara F317
28	INV	Stefano LEANEY	1:02.169	15:33:54.686	8	Dallara F317
28	INV	Stefano LEANEY	1:01.915	15:44:05.198	16	Dallara F317
28	INV	Stefano LEANEY	1:01.714	15:45:06.912	17	Dallara F317

#### Session Leader History

NO	CL	NAME	FROM LAP	LAPS LED	DISTANCE	VEHICLE
1	Cup	Cian CAREY	1	1	1.94 miles	Dallara F311
28	INV	Stefano LEANEY	2	17	33.64 miles	Dallara F317

#### Flag History

TYPE	TIME OF DAY
GREEN	15:25:27.220
SAFETY	15:38:04.872
GREEN	15:41:59.680
FINISH	15:46:08.466

#### Flag Statistics

TYPE	COUNT	TOTAL LAPS	TOTAL TIME
Green	2	15	16:46.438
Red	0	0	0.000
Safety Car	1	2	3:54.808
FCY	0	0	0.000

Weather / Track : Cloudy / Dry

These results are provisional until the conclusion of any judicial and technical matters.

Donington Park National  
Circuit Length = 1.9790 miles  
Start: 15:25 Flag 15:46 End: 15:47

Clerk Of Course :		Timekeeper :
-------------------	--	--------------

# MSVR Club Car Championships - Donington Park National - 6th/7th April 2019

## F3 Cup Championship

### RACE 9 - STATISTICS

CLASS : Cup

12 Starters

#### Fastest Lap History

NO	NAME	LAP TIME	TIME OF DAY	LAP	VEHICLE
1	Cian CAREY	1:05.330	15:27:41.041	2	Dallara F311
11	Shane KELLY	1:05.256	15:27:42.987	2	Dallara F308
10	Darragh DALY	1:04.856	15:27:43.206	2	Dallara F308
1	Cian CAREY	1:03.871	15:28:44.912	3	Dallara F311
1	Cian CAREY	1:03.523	15:29:48.435	4	Dallara F311
11	Shane KELLY	1:03.073	15:29:50.221	4	Dallara F308
11	Shane KELLY	1:03.052	15:30:53.273	5	Dallara F308
11	Shane KELLY	1:02.882	15:32:59.350	7	Dallara F308
11	Shane KELLY	1:02.414	15:34:01.764	8	Dallara F308
11	Shane KELLY	1:02.309	15:46:18.403	18	Dallara F308

#### Leader History

NO	NAME	FROM LAP	LAPS LED	DISTANCE	VEHICLE
1	Cian CAREY	1	18	35.58 miles	Dallara F311

Weather / Track : Cloudy / Dry

These results are provisional until the conclusion of any judicial and technical matters.

Donington Park National  
Circuit Length = 1.9790 miles  
Start: 15:25 Flag 15:46 End: 15:47

Clerk Of Course :		Timekeeper :
-------------------	--	--------------

# MSVR Club Car Championships - Donington Park National - 6th/7th April 2019

## F3 Cup Championship

### RACE 9 - STATISTICS

CLASS : INV

2 Starters

#### Fastest Lap History

NO	NAME	LAP TIME	TIME OF DAY	LAP	VEHICLE
28	Stefano LEANEY	1:03.997	15:27:40.066	2	Dallara F317
28	Stefano LEANEY	1:02.710	15:28:42.774	3	Dallara F317
28	Stefano LEANEY	1:02.462	15:29:45.237	4	Dallara F317
28	Stefano LEANEY	1:02.423	15:30:47.660	5	Dallara F317
28	Stefano LEANEY	1:02.364	15:32:52.517	7	Dallara F317
28	Stefano LEANEY	1:02.169	15:33:54.686	8	Dallara F317
28	Stefano LEANEY	1:01.915	15:44:05.198	16	Dallara F317
28	Stefano LEANEY	1:01.714	15:45:06.912	17	Dallara F317

#### Leader History

NO	NAME	FROM LAP	LAPS LED	DISTANCE	VEHICLE
28	Stefano LEANEY	1	18	35.58 miles	Dallara F317

Weather / Track : Cloudy / Dry

These results are provisional until the conclusion of any judicial and technical matters.

Donington Park National  
Circuit Length = 1.9790 miles  
Start: 15:25 Flag 15:46 End: 15:47

Clerk Of Course :		Timekeeper :
-------------------	--	--------------