



F3 CUP CHAMPIONSHIP

Snetterton 300 Circuit

11th & 12th May 2019



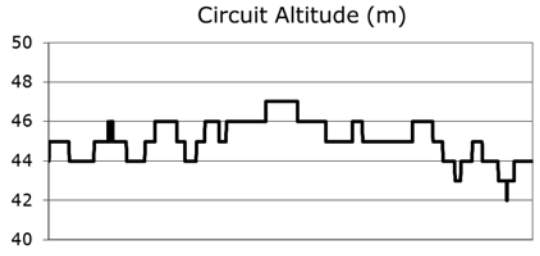
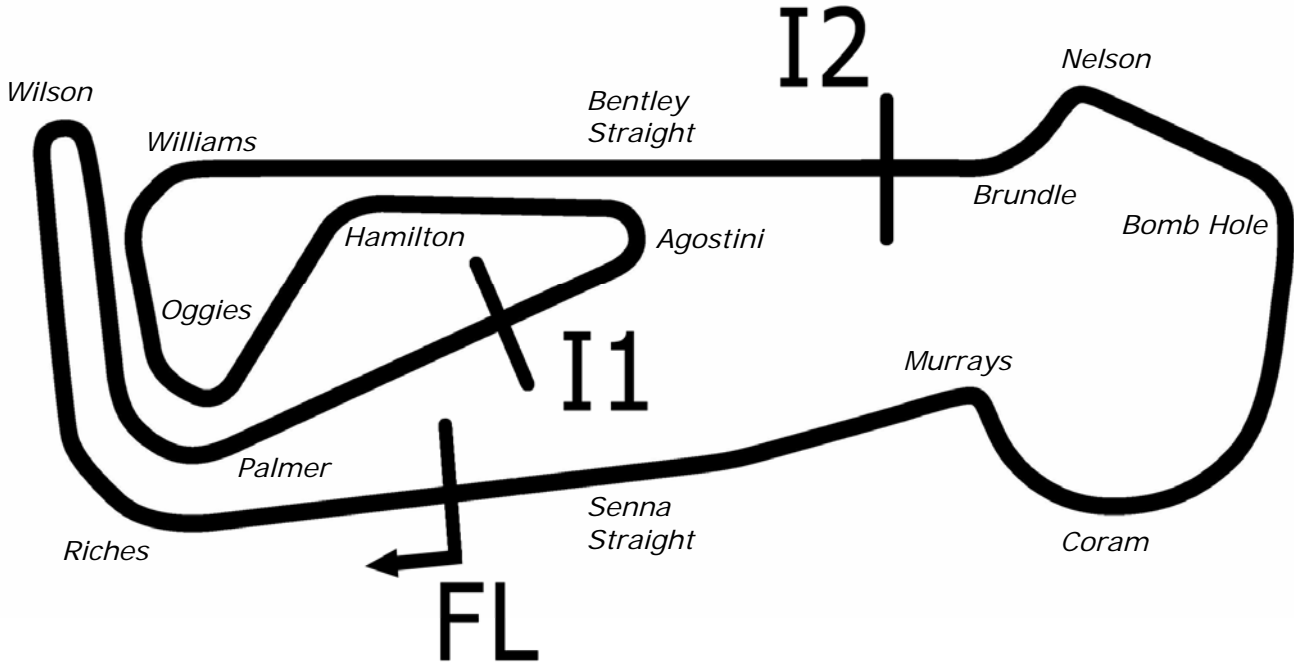
Results Provided by Timing Solutions Ltd
www.tsl-timing.com

Snetterton 300



SPORTS TIMING

TIMING SOLUTIONS LTD



Length	2.9689 miles	4778.0 m	
FL		52.46340 N	0.94476 E
I1	1545m	52.46487 N	0.94466 E
I2	3198m	52.46617 N	0.94964 E
Pit Entry	4572m	52.46364 N	0.94774 E
Pit Exit	40m after FL	52.46338 N	0.94420 E
Pit Entry–Pit Exit 246m, 14.7s @60kph, 11.0s @80kph			

All results available at www.tsl-timing.com

F3 Cup Championship

QUALIFYING - RACE 6 - CLASSIFICATION

POS	NO	CL	PIC NAME	ENTRY	TIME	ON	LAPS	GAP	DIFF	MPH
1	28	INV	1 Stefano LEANEY	F317 - CF Racing	1:56.374	8	8			91.84
2	1	Cup	1 Cian CAREY	F311 - Chris Dittmann Racing	1:58.311	8	8	1.937	1.937	90.33
3	7	Cup	2 Chris DITTMANN	F312 - Chris Dittmann Racing	2:00.443	7	7	4.069	2.132	88.73
4	5	Cup	3 George LINE	F310 - CF Racing	2:01.056	7	8	4.682	0.613	88.29
5	10	Cup	4 Darragh DALY	F308 - Team Fox Racing	2:01.370	7	7	4.996	0.314	88.06
6	11	Cup	5 Shane KELLY	F308 - University of Wolverhampton Racing	2:02.041	4	4	5.667	0.671	87.57
7	2	Cup	6 Stuart WILTSHIRE	F308 - CF Racing/JSM Group	2:03.750	7	7	7.376	1.709	86.36
8	17	Cup	7 Patrick JEANS	F312 - Chris Dittmann Racing	2:04.270	7	7	7.896	0.520	86.00
9	27	Cup	8 Tony BISHOP	F314 - CF Racing / Hardall Holdings	2:04.535	7	7	8.161	0.265	85.82
10	8	Cup	9 Daniel TAPINOS	F311 - Chris Dittmann Racing	2:08.222	4	4	11.848	3.687	83.35
11	6	Cup	10 Adrian HOLEY	F308 - Stanbridge Motorsport	2:11.569	5	7	15.195	3.347	81.23
12	21	Cup	11 James SIMONS	F310 - Stanbridge Motorsport	2:18.675	6	6	22.301	7.106	77.07
13	77	Cup	12 Roberto TIRONE	F308 - Stanbridge Motorsport	2:19.471	2	3	23.097	0.796	76.63

Weather / Track : Cloudy / Damp

These results are provisional until the conclusion of any judicial and technical matters.

Snetterton 300

Circuit Length = 2.9689 miles

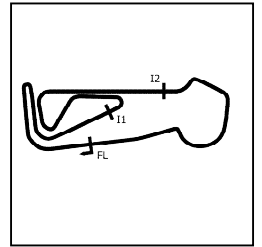
Start: 11:01 Flag 11:17 End: 11:19

Clerk Of Course :

Timekeeper :

F3 Cup Championship

QUALIFYING - RACE 6 - SECTOR ANALYSIS



SECTOR 1 = FL to I1, SECTOR 2 = I1 to I2, SECTOR 3 = I2 to FL, DIFF = Difference To Personal Best Lap, P = Crossed Finish Line in Pit Lane, D = Time Disallowed

P1		28 INV		Stefano LEANEY		F317 - CF Racing			
IDEAL LAP TIME : 1:55.887		BEST LAP TIME : 1:56.374		DIFFERENCE : 0.487					
LAP	SECTOR 1	SECTOR 2		SECTOR 3		LAP TIME	MPH	DIFF	TIME OF DAY
1 -	OUTLAP	45.887	129.8	39.886	125.2	2:10.592	81.84	14.218	11:04:48.676
2 -	38.025	43.849	131.0	39.580	127.0	2:01.454	88.00	5.080	11:06:50.130
3 -	36.646	42.661	132.1	39.341	127.0	1:58.648	90.08	2.274	11:08:48.778
4 -	36.812	42.307	131.5	39.393	127.8	1:58.512 (3)	90.18	2.138	11:10:47.290
5 -	36.946	42.576	131.8	38.992	128.3	1:58.514	90.18	2.140	11:12:45.804
6 -	36.286	43.427	131.5	38.902	128.0	1:58.615	90.10	2.241	11:14:44.419
7 -	36.172	42.076	133.6	38.833	129.5	1:57.081 (2)	91.28	0.707	11:16:41.500
8 -	36.659	41.301	133.1	38.414	127.5	1:56.374 (1)	91.84		11:18:37.874

P2		1 Cup		Cian CAREY		F311 - Chris Dittmann Racing			
IDEAL LAP TIME : 1:58.311		BEST LAP TIME : 1:58.311		DIFFERENCE : 0.000					
LAP	SECTOR 1	SECTOR 2		SECTOR 3		LAP TIME	MPH	DIFF	TIME OF DAY
1 -	OUTLAP	49.918	128.5	43.516	125.4	2:19.880	76.40	21.569	11:04:25.709
2 -	39.319	47.221	130.8	41.717	126.3	2:08.257	83.33	9.946	11:06:33.966
3 -	38.380	45.144	131.3	41.919	127.5	2:05.443	85.20	7.132	11:08:39.409
4 -	37.484	44.724	131.8	39.851	128.0	2:02.059 (3)	87.56	3.748	11:10:41.468
5 -	37.789	45.279	131.3	40.086	127.5	2:03.154	86.78	4.843	11:12:44.622
6 -	37.165	45.704	131.5	39.938	127.8	2:02.807	87.03	4.496	11:14:47.429
7 -	36.730	43.427	132.6	39.298	127.8	1:59.455 (2)	89.47	1.144	11:16:46.884
8 -	36.276	43.382	133.1	38.653	127.8	1:58.311 (1)	90.33		11:18:45.195

P3		7 Cup		Chris DITTMANN		F312 - Chris Dittmann Racing			
IDEAL LAP TIME : 2:00.443		BEST LAP TIME : 2:00.443		DIFFERENCE : 0.000					
LAP	SECTOR 1	SECTOR 2		SECTOR 3		LAP TIME	MPH	DIFF	TIME OF DAY
1 -	OUTLAP	50.482	116.1	44.350	123.8	2:25.070	73.67	24.627	11:04:55.278
2 -	39.853	46.427	130.5	41.803	125.2	2:08.083	83.44	7.640	11:07:03.361
3 -	38.473	45.325	131.5	42.539	125.6	2:06.337	84.59	5.894	11:09:09.698
4 -	37.994	44.870	132.6	41.255	126.8	2:04.119	86.11	3.676	11:11:13.817
5 -	37.826	44.537	130.5	40.193	125.9	2:02.556 (3)	87.20	2.113	11:13:16.373
6 -	37.227	43.551	130.5	40.368	126.6	2:01.146 (2)	88.22	0.703	11:15:17.519
7 -	37.185	43.499	131.8	39.759	125.6	2:00.443 (1)	88.73		11:17:17.962

P4		5 Cup		George LINE		F310 - CF Racing				
IDEAL LAP TIME : 2:00.201		BEST LAP TIME : 2:01.056		DIFFERENCE : 0.855						
LAP	SECTOR 1	SECTOR 2		SECTOR 3		LAP TIME	MPH	DIFF	TIME OF DAY	
1 -	OUTLAP	113.3	46.186	132.8	42.250	124.5	2:12.319	80.77	11.263	11:04:25.833
2 -	39.798	117.5	44.573	132.3	40.468	127.0	2:04.839	85.61	3.783	11:06:30.672
3 -	37.839		44.483	132.8	40.684	126.8	2:03.006	86.89	1.950	11:08:33.678
4 -	37.523		44.362	132.6	40.284	127.3	2:02.169	87.48	1.113	11:10:35.847
5 -	38.601	119.1	43.459	132.6	40.486	127.5	2:02.546	87.21	1.490	11:12:38.393
6 -	38.191	119.4	43.238	132.6	40.114	127.8	2:01.543 (3)	87.93	0.487	11:14:39.936
7 -	37.637	120.2	43.296	133.4	40.123	127.8	2:01.056 (1)	88.29		11:16:40.992
8 -	38.623	119.1	42.831	134.2	39.847	127.5	2:01.301 (2)	88.11	0.245	11:18:42.293

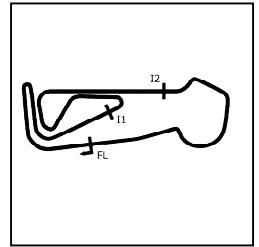
P5		10 Cup		Darragh DALY		F308 - Team Fox Racing				
IDEAL LAP TIME : 2:00.554		BEST LAP TIME : 2:01.370		DIFFERENCE : 0.816						
LAP	SECTOR 1	SECTOR 2		SECTOR 3		LAP TIME	MPH	DIFF	TIME OF DAY	
1 -	OUTLAP	100.4	49.578	102.9	44.937	124.0	2:25.553	73.43	24.183	11:04:54.285
2 -	41.194	116.3	47.021	131.0	42.493	125.2	2:10.708	81.77	9.338	11:07:04.993
3 -	39.707	117.9	45.791	131.5	42.711	124.9	2:08.209	83.36	6.839	11:09:13.202
4 -	39.043	117.9	44.384	131.0	41.684	126.1	2:05.111	85.42	3.741	11:11:18.313
5 -	38.527	117.7	44.652	130.8	40.250	126.3	2:03.429 (3)	86.59	2.059	11:13:21.742
6 -	37.869	118.7	43.084	133.9	40.762	128.5	2:01.715 (2)	87.81	0.345	11:15:23.457
7 -	37.896	118.1	43.873	132.6	39.601	126.3	2:01.370 (1)	88.06		11:17:24.827

Weather / Track : Cloudy / Damp

Snetterton 300
Circuit Length = 2.9689 miles
Start: 11:01 Flag 11:17 End: 11:19

F3 Cup Championship

QUALIFYING - RACE 6 - SECTOR ANALYSIS



SECTOR 1 = FL to I1, SECTOR 2 = I1 to I2, SECTOR 3 = I2 to FL, DIFF = Difference To Personal Best Lap, P = Crossed Finish Line in Pit Lane, D = Time Disallowed

P6 11 Cup		Shane KELLY		F308 - University of Wolverhampton Racing					
IDEAL LAP TIME : 2:02.041		BEST LAP TIME : 2:02.041		DIFFERENCE : 0.000					
LAP	SECTOR 1	SECTOR 2		SECTOR 3		LAP TIME	MPH	DIFF	TIME OF DAY
1 -	OUTLAP	46.645	130.0	42.963	124.7	2:15.175	79.06	13.134	11:04:26.515
2 -	39.584	46.349	128.5	42.244	124.7	2:08.177 (3)	83.38	6.136	11:06:34.692
3 -	38.884	43.958	131.5	41.131	125.6	2:03.973 (2)	86.21	1.932	11:08:38.665
4 -	37.895	43.299	131.0	40.847	114.1	2:02.041 (1)	87.57		11:10:40.706

P7 2 Cup		Stuart WILTSHIRE		F308 - CF Racing/JSM Group					
IDEAL LAP TIME : 2:03.154		BEST LAP TIME : 2:03.750		DIFFERENCE : 0.596					
LAP	SECTOR 1	SECTOR 2		SECTOR 3		LAP TIME	MPH	DIFF	TIME OF DAY
1 -	OUTLAP	50.880	104.8	44.143	123.1	2:22.210	75.15	18.460	11:04:46.227
2 -	46.597	46.674	130.0	42.025	124.7	2:15.296	78.99	11.546	11:07:01.523
3 -	39.387	45.975	130.3	41.867	124.9	2:07.229	84.00	3.479	11:09:08.752
4 -	38.498	44.891	130.5	40.960	125.4	2:04.349 (3)	85.95	0.599	11:11:13.101
5 -	38.417	46.409	131.0	41.416	125.9	2:06.242	84.66	2.492	11:13:19.343
6 -	38.185	44.848	131.0	40.771	125.9	2:03.804 (2)	86.33	0.054	11:15:23.147
7 -	38.362	45.267	131.5	40.121	127.0	2:03.750 (1)	86.36		11:17:26.897

P8 17 Cup		Patrick JEANS		F312 - Chris Dittmann Racing					
IDEAL LAP TIME : 2:04.189		BEST LAP TIME : 2:04.270		DIFFERENCE : 0.081					
LAP	SECTOR 1	SECTOR 2		SECTOR 3		LAP TIME	MPH	DIFF	TIME OF DAY
1 -	OUTLAP	52.294	124.5	45.865	125.2	2:32.122	70.25	27.852	11:04:59.742
2 -	42.776	47.801	129.5	43.944	125.9	2:14.521	79.45	10.251	11:07:14.263
3 -	40.885	47.878	129.8	44.905	124.9	2:13.668	79.95	9.398	11:09:27.931
4 -	40.838	46.457	131.0	42.974	126.8	2:10.269	82.04	5.999	11:11:38.200
5 -	38.930	45.012	131.0	43.027	126.6	2:06.969 (3)	84.17	2.699	11:13:45.169
6 -	39.079	45.796	129.8	41.668	125.9	2:06.543 (2)	84.46	2.273	11:15:51.712
7 -	38.578	45.093	132.1	40.599	126.1	2:04.270 (1)	86.00		11:17:55.982

P9 27 Cup		Tony BISHOP		F314 - CF Racing / Hardall Holdings					
IDEAL LAP TIME : 2:04.535		BEST LAP TIME : 2:04.535		DIFFERENCE : 0.000					
LAP	SECTOR 1	SECTOR 2		SECTOR 3		LAP TIME	MPH	DIFF	TIME OF DAY
1 -	OUTLAP	59.892	90.6	49.832	121.1	3:00.209	59.30	55.674	11:05:25.641
2 -	43.492	49.824	116.9	46.004	123.5	2:19.320	76.71	14.785	11:07:44.961
3 -	41.574	48.772	131.8	44.073	124.9	2:14.419	79.51	9.884	11:09:59.380
4 -	40.495	46.789	131.5	42.770	125.6	2:10.054	82.18	5.519	11:12:09.434
5 -	39.340	46.610	131.0	42.162	123.3	2:08.112 (3)	83.42	3.577	11:14:17.546
6 -	38.698	45.461	132.8	41.693	126.6	2:05.852 (2)	84.92	1.317	11:16:23.398
7 -	37.931	44.937	133.1	41.667	125.2	2:04.535 (1)	85.82		11:18:27.933

P10 8 Cup		Daniel TAPINOS		F311 - Chris Dittmann Racing						
IDEAL LAP TIME : 2:07.405		BEST LAP TIME : 2:08.222		DIFFERENCE : 0.817						
LAP	SECTOR 1	SECTOR 2		SECTOR 3		LAP TIME	MPH	DIFF	TIME OF DAY	
1 -	OUTLAP	94.2	53.987	112.4	52.435	120.4	2:41.247	66.28	33.025	11:06:02.716
2 -	43.758	113.5	48.360	129.0	45.827	123.5	77.48	9.723	11:08:20.661	
3 -	42.864	115.3	46.967	129.3	43.663	121.7	2:13.494 (2)	80.06	5.272	11:10:34.155
4 -	40.251	116.5	45.607	130.0	42.364	123.5	2:08.222 (1)	83.35		11:12:42.377

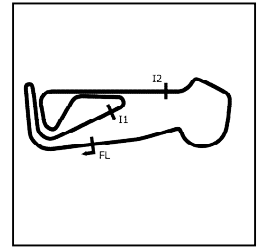
P11 6 Cup		Adrian HOLEY		F308 - Stanbridge Motorsport					
IDEAL LAP TIME : 2:11.569		BEST LAP TIME : 2:11.569		DIFFERENCE : 0.000					
LAP	SECTOR 1	SECTOR 2		SECTOR 3		LAP TIME	MPH	DIFF	TIME OF DAY
1 -	OUTLAP	1:00.249	126.6	45.789	123.5	2:37.893	67.69	26.324	11:05:10.074
2 -	43.935	48.484	124.2	57.826	121.1	2:30.245	71.13	18.676	11:07:40.319
3 -	43.947	50.185	128.8	44.167	123.8	2:18.299	77.28	6.730	11:09:58.618
4 -	43.147	47.711	129.0	44.180	124.7	2:15.038	79.14	3.469	11:12:13.656
5 -	42.091	46.961	129.3	42.517	125.2	2:11.569 (1)	81.23		11:14:25.225
6 -	42.211	47.033	129.5	42.903	124.7	2:12.147 (3)	80.88	0.578	11:16:37.372

Weather / Track : Cloudy / Damp

Snetterton 300
Circuit Length = 2.9689 miles
Start: 11:01 Flag 11:17 End: 11:19

F3 Cup Championship

QUALIFYING - RACE 6 - SECTOR ANALYSIS



SECTOR 1 = FL to I1, SECTOR 2 = I1 to I2, SECTOR 3 = I2 to FL, DIFF = Difference To Personal Best Lap, P = Crossed Finish Line in Pit Lane, D = Time Disallowed
 7 - 42.369 47.150 129.3 42.575 124.9 2:12.094 (2) 80.91 0.525 11:18:49.466

P12 21 Cup James SIMONS		F310 - Stanbridge Motorsport							
IDEAL LAP TIME : 2:17.289		BEST LAP TIME : 2:18.675		DIFFERENCE : 1.386					
LAP	SECTOR 1	SECTOR 2		SECTOR 3		LAP TIME	MPH	DIFF	TIME OF DAY
1 -	OUTLAP	52.548	108.0	48.647	124.0	2:31.192	70.69	12.517	11:05:08.447
2 -	1:00.136	51.637	129.0	47.469	124.9	2:39.242	67.11	20.567	11:07:47.689
3 -	41.562	1:13.613	96.0	49.321	124.5	2:44.496	64.97	25.821	11:10:32.185
4 -	44.917	51.145	118.3	48.478	124.5	2:24.540 (3)	73.94	5.865	11:12:56.725
5 -	42.826	49.266	123.3	47.811	125.2	2:19.903 (2)	76.39	1.228	11:15:16.628
6 -	42.510 114.5	49.704	129.3	46.461	125.6	2:18.675 (1)	77.07		11:17:35.303

P13 77 Cup Roberto TIRONE		F308 - Stanbridge Motorsport							
IDEAL LAP TIME : 2:19.471		BEST LAP TIME : 2:19.471		DIFFERENCE : 0.000					
LAP	SECTOR 1	SECTOR 2		SECTOR 3		LAP TIME	MPH	DIFF	TIME OF DAY
1 -	OUTLAP	52.471	111.6	48.194	119.8	2:31.690	70.46	12.219	11:05:07.077
2 -	43.068	50.532	123.8	45.871	120.9	2:19.471 (1)	76.63		11:07:26.548
3 -	1:06.633	1:06.348	75.9	58.661	69.8	3:11.642 (2)	55.77	52.171	11:10:38.190

F3 Cup Championship

QUALIFYING - RACE 6 - BEST SPEEDS

POS	INTERMEDIATE 1			INTERMEDIATE 2			FINISH LINE		
	NO	NAME	MPH	NO	NAME	MPH	NO	NAME	MPH
1	5	LINE	120.2	5	LINE	134.2	28	LEANEY	129.5
2	10	DALY	118.7	10	DALY	133.9	10	DALY	128.5
3	8	TAPINOS	116.5	28	LEANEY	133.6	1	CAREY	128.0
4	21	SIMONS	114.5	1	CAREY	133.1	5	LINE	127.8
5				27	BISHOP	133.1	2	WILTSHIRE	127.0
6				7	DITTMANN	132.6	7	DITTMANN	126.8
7				17	JEANS	132.1	17	JEANS	126.8
8				11	KELLY	131.5	27	BISHOP	126.6
9				2	WILTSHIRE	131.5	11	KELLY	125.6
10				8	TAPINOS	130.0	21	SIMONS	125.6
11				6	HOLEY	129.5	6	HOLEY	125.2
12				21	SIMONS	129.3	8	TAPINOS	123.5
13				77	TIRONE	123.8	77	TIRONE	120.9

Weather / Track : Cloudy / Damp

Results can be found at www.tsl-timing.com

Snetterton 300
Circuit Length = 2.9689 miles
Start: 11:01 Flag 11:17 End: 11:19

Printed - 11:22 Saturday, 11 May 2019

F3 Cup Championship

QUALIFYING - RACE 6 - BEST SECTORS

SECTOR 1			SECTOR 2			SECTOR 3			IDEAL / BEST COMPARISON						
POS	NO	NAME	TIME	NO	NAME	TIME	NO	NAME	TIME	POS	NO	NAME	IDEAL	BEST	DIFF
													PERFECT LAP	1:55.887	
1	28	LEANEY	36.172	28	LEANEY	41.301	28	LEANEY	38.414	1	28	LEANEY	1:55.887	1:56.374	0.487
2	1	CAREY	36.276	5	LINE	42.831	1	CAREY	38.653	2	1	CAREY	1:58.311	1:58.311	0.000
3	7	DITTMANN	37.185	10	DALY	43.084	10	DALY	39.601	3	5	LINE	2:00.201	2:01.056	0.855
4	5	LINE	37.523	11	KELLY	43.299	7	DITTMANN	39.759	4	7	DITTMANN	2:00.443	2:00.443	0.000
5	10	DALY	37.869	1	CAREY	43.382	5	LINE	39.847	5	10	DALY	2:00.554	2:01.370	0.816
6	11	KELLY	37.895	7	DITTMANN	43.499	2	WILTSHIRE	40.121	6	11	KELLY	2:02.041	2:02.041	0.000
7	27	BISHOP	37.931	2	WILTSHIRE	44.848	17	JEANS	40.599	7	2	WILTSHIRE	2:03.154	2:03.750	0.596
8	2	WILTSHIRE	38.185	27	BISHOP	44.937	11	KELLY	40.847	8	17	JEANS	2:04.189	2:04.270	0.081
9	17	JEANS	38.578	17	JEANS	45.012	27	BISHOP	41.667	9	27	BISHOP	2:04.535	2:04.535	0.000
10	8	TAPINOS	39.434	8	TAPINOS	45.607	8	TAPINOS	42.364	10	8	TAPINOS	2:07.405	2:08.222	0.817
11	21	SIMONS	41.562	6	HOLEY	46.961	6	HOLEY	42.517	11	6	HOLEY	2:11.569	2:11.569	0.000
12	6	HOLEY	42.091	21	SIMONS	49.266	77	TIRONE	45.871	12	21	SIMONS	2:17.289	2:18.675	1.386
13	77	TIRONE	43.068	77	TIRONE	50.532	21	SIMONS	46.461	13	77	TIRONE	2:19.471	2:19.471	0.000

Weather / Track : Cloudy / Damp

Results can be found at www.tsl-timing.com

Snetterton 300
 Circuit Length = 2.9689 miles
 Start: 11:01 Flag 11:17 End: 11:19

Printed - 11:21 Saturday, 11 May 2019

F3 Cup Championship

QUALIFYING - RACE 6 - STATISTICS

Competitors Started 13
Planned Start 2019-05-11 @ 11:10:00.000
Actual Start 2019-05-11 @ 11:01:58.903
Finish Time 2019-05-11 @ 11:17:14.969
Track Length 2.9689mi.
Total Laps 83
Total Distance Covered 246.4196mi.

Session Fastest Lap History

NO	CL	NAME	LAP TIME	TIME OF DAY	LAP	VEHICLE
5	Cup	George LINE	2:04.839	11:06:30.707	2	F310
28	INV	Stefano LEANEY	2:01.454	11:06:50.163	2	F317
28	INV	Stefano LEANEY	1:58.648	11:08:48.816	3	F317
28	INV	Stefano LEANEY	1:58.512	11:10:47.326	4	F317
28	INV	Stefano LEANEY	1:57.081	11:16:41.534	7	F317
28	INV	Stefano LEANEY	1:56.374	11:18:37.911	8	F317

Flag History

TYPE	TIME OF DAY
GREEN	11:01:58.903
FINISH	11:17:14.969

Flag Statistics

TYPE	COUNT	TOTAL LAPS	TOTAL TIME
Green	1	8	17:16.771
Red	0	0	0.000
Safety Car	0	0	0.000
FCY	0	0	0.000

Weather / Track : Cloudy / Damp

These results are provisional until the conclusion of any judicial and technical matters.

Snetterton 300

Circuit Length = 2.9689 miles

Start: 11:01 Flag 11:17 End: 11:19

Clerk Of Course :

Timekeeper :

F3 Cup Championship

QUALIFYING - RACE 6 - STATISTICS

CLASS : Cup

12 Starters

Fastest Lap History

NO	NAME	LAP TIME	TIME OF DAY	LAP	VEHICLE
5	George LINE	2:04.839	11:06:30.707	2	F310
5	George LINE	2:03.006	11:08:33.713	3	F310
5	George LINE	2:02.169	11:10:35.881	4	F310
11	Shane KELLY	2:02.041	11:10:40.720	4	F308
5	George LINE	2:01.543	11:14:39.971	6	F310
7	Chris DITTMANN	2:01.146	11:15:17.554	6	F312
5	George LINE	2:01.056	11:16:41.027	7	F310
1	Cian CAREY	1:59.455	11:16:46.919	7	F311
1	Cian CAREY	1:58.311	11:18:45.231	8	F311

Weather / Track : Cloudy / Damp

These results are provisional until the conclusion of any judicial and technical matters.

Snetterton 300

Circuit Length = 2.9689 miles

Start: 11:01 Flag 11:17 End: 11:19

Clerk Of Course :

Timekeeper :

F3 Cup Championship

QUALIFYING - RACE 6 - STATISTICS

CLASS : INV

1 Starters

Fastest Lap History

NO	NAME	LAP TIME	TIME OF DAY	LAP	VEHICLE
28	Stefano LEANEY	2:01.454	11:06:50.163	2	F317
28	Stefano LEANEY	1:58.648	11:08:48.816	3	F317
28	Stefano LEANEY	1:58.512	11:10:47.326	4	F317
28	Stefano LEANEY	1:57.081	11:16:41.534	7	F317
28	Stefano LEANEY	1:56.374	11:18:37.911	8	F317

Weather / Track : Cloudy / Damp

These results are provisional until the conclusion of any judicial and technical matters.

Snetterton 300

Circuit Length = 2.9689 miles


Start: 11:01 Flag 11:17 End: 11:19

Clerk Of Course :

Timekeeper :

F3 Cup Championship

RACE 6 - GRID (15 minutes)

ROW 7	13	2:19.471 77 Roberto TIRONE	12	2:18.675 21 James SIMONS
ROW 6	11	2:11.569 6 Adrian HOLEY	10	2:08.222 8 Daniel TAPINOS
ROW 5	9	2:04.535 27 Tony BISHOP	8	2:04.270 17 Patrick JEANS
ROW 4	7	2:03.750 2 Stuart WILTSHIRE	6	2:02.041 11 Shane KELLY
ROW 3	5	2:01.370 10 Darragh DALY	4	2:01.056 5 George LINE
ROW 2	3	2:00.443 7 Chris DITTMANN	2	1:58.311 1 Cian CAREY
ROW 1	1	1:56.374 28 Stefano LEANEY		
Pole				
				


Snetterton 300
Circuit Length = 2.9689 miles

These results are provisional until the conclusion of any judicial and technical matters.

Clerk Of Course :		Timekeeper :
-------------------	--	--------------

F3 Cup Championship

RACE 11 - GRID (20 minutes)

ROW 7	13	3:11.642 77 Roberto TIRONE	12	2:19.903 21 James SIMONS
ROW 6	11	2:13.494 8 Daniel TAPINOS	10	2:12.094 6 Adrian HOLEY
ROW 5	9	2:06.543 17 Patrick JEANS	8	2:05.852 27 Tony BISHOP
ROW 4	7	2:03.973 11 Shane KELLY	6	2:03.804 2 Stuart WILTSHIRE
ROW 3	5	2:01.715 10 Darragh DALY	4	2:01.301 5 George LINE
ROW 2	3	2:01.146 7 Chris DITTMANN	2	1:59.455 1 Cian CAREY
ROW 1	1	1:57.081 28 Stefano LEANEY		
Pole				
				

Snetterton 300
Circuit Length = 2.9689 miles

These results are provisional until the conclusion of any judicial and technical matters.

Clerk Of Course :		Timekeeper :	
-------------------	--	--------------	--

F3 Cup Championship

RACE 6 - CLASSIFICATION

POS	NO	CL	PIC NAME	ENTRY	LAPS	TIME	GAP	DIFF	MPH	BEST	ON
1	28	INV	1 Stefano LEANEY	F317 - CF Racing	9	15:43.214		101.98		1:42.721	9
2	1	Cup	1 Cian CAREY	F311 - Chris Dittmann Racing	9	15:52.506	9.292	9.292	100.98	1:43.698	8
3	5	Cup	2 George LINE	F310 - CF Racing	9	15:58.861	15.647	6.355	100.31	1:44.548	7
4	7	Cup	3 Chris DITTMANN	F312 - Chris Dittmann Racing	9	15:59.581	16.367	0.720	100.24	1:44.293	6
5	11	Cup	4 Shane KELLY	F308 - University of Wolverhampton Racing	9	15:59.714	16.500	0.133	100.23	1:44.261	6
6	27	Cup	5 Tony BISHOP	F314 - CF Racing / Hardall Holdings	9	16:08.407	25.193	8.693	99.33	1:45.247	8
7	2	Cup	6 Stuart WILTSHIRE	F308 - CF Racing/JSM Group	9	16:25.667	42.453	17.260	97.59	1:47.590	9
8	17	Cup	7 Patrick JEANS	F312 - Chris Dittmann Racing	9	16:40.946	57.732	15.279	96.10	1:47.329	8
9	6	Cup	8 Adrian HOLEY	F308 - Stanbridge Motorsport	9	17:02.185	1:18.971	21.239	94.10	1:49.790	9
10	8	Cup	9 Daniel TAPINOS	F311 - Chris Dittmann Racing	9	17:22.526	1:39.312	20.341	92.26	1:51.158	5
11	21	Cup	10 James SIMONS	F310 - Stanbridge Motorsport	9	17:34.013	1:50.799	11.487	91.26	1:52.775	9

NOT CLASSIFIED

DNF	10	Cup	Darragh DALY	F308 - Team Fox Racing	0						
DNF	77	Cup	Roberto TIRONE	F308 - Stanbridge Motorsport	0						

FASTEST LAP

28	INV		Stefano LEANEY	F317 - CF Racing	9	1:42.721	104.04 mph	167.45 kph			
1	Cup		Cian CAREY	F311 - Chris Dittmann Racing	8	1:43.698	103.06 mph	165.87 kph			

Weather / Track : Bright / Dry

These results are provisional until the conclusion of any judicial and technical matters.

Snetterton 300

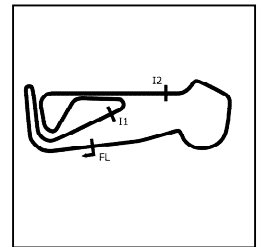
Circuit Length = 2.9689 miles

Start: 16:11 Flag 16:26 End: 16:28

Clerk Of Course :		Timekeeper :	
-------------------	--	--------------	--

F3 Cup Championship

RACE 6 - SECTOR ANALYSIS



SECTOR 1 = FL to I1, SECTOR 2 = I1 to I2, SECTOR 3 = I2 to FL, DIFF = Difference To Personal Best Lap, P = Crossed Finish Line in Pit Lane, D = Time Disallowed

P1		28 INV		Stefano LEANEY		F317 - CF Racing				
IDEAL LAP TIME : 1:42.465		BEST LAP TIME : 1:42.721		DIFFERENCE : 0.256						
LAP	SECTOR 1		SECTOR 2		SECTOR 3		LAP TIME	MPH	DIFF	TIME OF DAY
1 -		124.9	39.267	141.2	34.770	128.3	1:53.084	94.51	10.363	16:13:09.193
2 -	33.327	126.8	37.760	141.5	34.826	132.3	1:45.913	100.91	3.192	16:14:55.106
3 -	33.154	127.5	37.404	139.5	34.026	129.5	1:44.584	102.19	1.863	16:16:39.690
4 -	32.976	127.0	37.314	138.3	33.784	131.0	1:44.074	102.69	1.353	16:18:23.764
5 -	32.275	126.6	37.416	139.5	33.675	130.5	1:43.366	103.40	0.645	16:20:07.130
6 -	32.566	126.3	37.322	139.5	33.598	130.8	1:43.486	103.28	0.765	16:21:50.616
7 -	32.288	127.5	37.282	139.8	33.532	130.0	1:43.102 (3)	103.66	0.381	16:23:33.718
8 -	32.367	127.8	37.087	139.5	33.430	130.8	1:42.884 (2)	103.88	0.163	16:25:16.602
9 -	32.097	127.8	36.938	139.2	33.686	131.3	1:42.721 (1)	104.04		16:26:59.323

P2		1 Cup		Cian CAREY		F311 - Chris Dittmann Racing				
IDEAL LAP TIME : 1:43.567		BEST LAP TIME : 1:43.698		DIFFERENCE : 0.131						
LAP	SECTOR 1		SECTOR 2		SECTOR 3		LAP TIME	MPH	DIFF	TIME OF DAY
1 -		123.8	39.451	137.7	34.618	127.8	1:52.628	94.89	8.930	16:13:08.737
2 -	33.264	125.4	38.203	138.3	34.752	128.0	1:46.219	100.62	2.521	16:14:54.956
3 -	34.426	124.7	38.045	137.7	34.550	129.0	1:47.021	99.86	3.323	16:16:41.977
4 -	32.868	124.7	37.966	137.2	34.063	130.0	1:44.897	101.89	1.199	16:18:26.874
5 -	32.923	124.2	38.142	138.0	34.074	129.8	1:45.139	101.65	1.441	16:20:12.013
6 -	32.735	125.6	37.792	138.6	34.125	129.5	1:44.652	102.12	0.954	16:21:56.665
7 -	32.766	125.9	37.700	138.0	33.874	129.3	1:44.340 (3)	102.43	0.642	16:23:41.005
8 -	32.482	126.3	37.503	138.0	33.713	129.5	1:43.698 (1)	103.06		16:25:24.703
9 -	32.351	126.8	37.546	137.7	34.015	130.0	1:43.912 (2)	102.85	0.214	16:27:08.615

P3		5 Cup		George LINE		F310 - CF Racing				
IDEAL LAP TIME : 1:44.397		BEST LAP TIME : 1:44.548		DIFFERENCE : 0.151						
LAP	SECTOR 1		SECTOR 2		SECTOR 3		LAP TIME	MPH	DIFF	TIME OF DAY
1 -		122.9	39.284	138.9	34.765	129.3	1:54.258	93.54	9.710	16:13:10.367
2 -	33.721	127.0	38.398	140.1	34.463	129.5	1:46.582	100.28	2.034	16:14:56.949
3 -	33.118	128.8	38.017	140.1	34.642	130.5	1:45.777	101.04	1.229	16:16:42.726
4 -	32.933	127.5	37.955	139.5	34.171	131.5	1:45.059	101.73	0.511	16:18:27.785
5 -	32.943	126.3	38.086	139.8	34.246	131.3	1:45.275	101.52	0.727	16:20:13.060
6 -	32.827	127.5	38.031	140.1	34.191	131.3	1:45.049 (3)	101.74	0.501	16:21:58.109
7 -	32.668	128.8	37.697	139.8	34.183	130.8	1:44.548 (1)	102.23		16:23:42.657
8 -	32.529	128.5	37.742	139.5	34.367	130.0	1:44.638 (2)	102.14	0.090	16:25:27.295
9 -	32.908	128.0	39.522	138.9	35.245	130.0	1:47.675	99.26	3.127	16:27:14.970

P4		7 Cup		Chris DITTMANN		F312 - Chris Dittmann Racing				
IDEAL LAP TIME : 1:43.879		BEST LAP TIME : 1:44.293		DIFFERENCE : 0.414						
LAP	SECTOR 1		SECTOR 2		SECTOR 3		LAP TIME	MPH	DIFF	TIME OF DAY
1 -		124.7	39.783	139.2	35.720	127.8	1:55.825	92.27	11.532	16:13:11.934
2 -	33.687	125.6	38.093	138.6	34.898	128.3	1:46.678	100.19	2.385	16:14:58.612
3 -	33.024	125.9	37.909	138.6	34.172	129.3	1:45.105	101.68	0.812	16:16:43.717
4 -	32.918	126.3	37.548	138.9	34.588	130.0	1:45.054	101.73	0.761	16:18:28.771
5 -	32.676	125.9	37.707	139.8	35.168	129.5	1:45.551	101.25	1.258	16:20:14.322
6 -	32.637	126.6	37.219	141.2	34.437	130.5	1:44.293 (1)	102.48		16:21:58.615
7 -	32.705	127.5	37.435	141.2	34.440	130.8	1:44.580 (3)	102.20	0.287	16:23:43.195
8 -	32.488	128.0	37.476	140.9	34.412	131.3	1:44.376 (2)	102.39	0.083	16:25:27.571
9 -	33.104	127.8	39.156	140.9	35.859	130.0	1:48.119	98.85	3.826	16:27:15.690

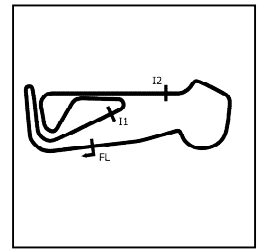
P5		11 Cup		Shane KELLY		F308 - University of Wolverhampton Racing				
IDEAL LAP TIME : 1:43.987		BEST LAP TIME : 1:44.261		DIFFERENCE : 0.274						
LAP	SECTOR 1		SECTOR 2		SECTOR 3		LAP TIME	MPH	DIFF	TIME OF DAY
1 -		124.2	40.139	137.2	35.792	126.3	1:56.689	91.59	12.428	16:13:12.798
2 -	33.849	124.5	38.160	136.9	34.708	126.1	1:46.717	100.15	2.456	16:14:59.515
3 -	33.283	124.5	38.123	136.3	34.361	128.0	1:45.767	101.05	1.506	16:16:45.282
4 -	32.902	124.7	37.737	135.8	34.262	129.0	1:44.901	101.88	0.640	16:18:30.183

Weather / Track : Bright / Dry

Snetterton 300
Circuit Length = 2.9689 miles
Start: 16:11 Flag 16:26 End: 16:28

F3 Cup Championship

RACE 6 - SECTOR ANALYSIS



SECTOR 1 = FL to I1, SECTOR 2 = I1 to I2, SECTOR 3 = I2 to FL, DIFF = Difference To Personal Best Lap, P = Crossed Finish Line in Pit Lane, D = Time Disallowed

5 -	33.231	124.0	37.734	136.6	34.250	129.0	1:45.215	101.58	0.954	16:20:15.398
6 -	32.577	124.7	37.422	137.5	34.262	128.5	1:44.261 (1)	102.51		16:21:59.659
7 -	32.708	124.9	37.556	136.3	34.207	129.0	1:44.471 (3)	102.30	0.210	16:23:44.130
8 -	32.394	125.6	37.696	137.5	34.171	129.3	1:44.261 (1)	102.51		16:25:28.391
9 -	32.692	126.1	39.194	138.9	35.546	132.3	1:47.432	99.48	3.171	16:27:15.823

P6 27 Cup Tony BISHOP		F314 - CF Racing / Hardall Holdings					
IDEAL LAP TIME : 1:45.071	BEST LAP TIME : 1:45.247	DIFFERENCE : 0.176					
LAP	SECTOR 1	SECTOR 2	SECTOR 3	LAP TIME	MPH	DIFF	TIME OF DAY

1 -		124.2	39.829	142.1	35.768	129.0	1:58.419	90.25	13.172	16:13:14.528
2 -	34.042	126.6	38.416	143.3	36.031	129.5	1:48.489	98.51	3.242	16:15:03.017
3 -	33.592	127.5	38.073	140.6	35.415	128.5	1:47.080	99.81	1.833	16:16:50.097
4 -	33.143	126.3	37.807	139.2	34.692	130.0	1:45.642 (3)	101.17	0.395	16:18:35.739
5 -	33.431	126.3	37.950	139.8	34.776	129.5	1:46.157	100.68	0.910	16:20:21.896
6 -	33.061	126.8	37.968	140.3	34.907	129.3	1:45.936	100.89	0.689	16:22:07.832
7 -	33.091	126.3	38.064	139.5	34.970	129.5	1:46.125	100.71	0.878	16:23:53.957
8 -	32.744	127.0	37.855	139.5	34.648	129.8	1:45.247 (1)	101.55		16:25:39.204
9 -	32.873	126.8	37.919	139.5	34.520	129.8	1:45.312 (2)	101.48	0.065	16:27:24.516

P7 2 Cup Stuart WILTSHIRE		F308 - CF Racing/JSM Group					
IDEAL LAP TIME : 1:47.380	BEST LAP TIME : 1:47.590	DIFFERENCE : 0.210					
LAP	SECTOR 1	SECTOR 2	SECTOR 3	LAP TIME	MPH	DIFF	TIME OF DAY

1 -		122.4	40.160	137.5	35.933	127.3	1:57.624	90.86	10.034	16:13:13.733
2 -	33.926	124.7	39.261	136.9	35.460	127.0	1:48.647	98.37	1.057	16:15:02.380
3 -	33.700	124.2	38.661	136.3	36.897	128.5	1:49.258	97.82	1.668	16:16:51.638
4 -	34.027	123.5	38.960	135.5	35.690	128.5	1:48.677	98.34	1.087	16:18:40.315
5 -	33.826	123.5	39.166	136.1	35.887	128.0	1:48.879	98.16	1.289	16:20:29.194
6 -	33.867	123.8	39.038	136.3	35.616	127.8	1:48.521	98.48	0.931	16:22:17.715
7 -	33.678	124.5	39.043	136.3	35.341	128.8	1:48.062 (2)	98.90	0.472	16:24:05.777
8 -	33.586	124.2	39.223	136.1	35.600	128.3	1:48.409 (3)	98.59	0.819	16:25:54.186
9 -	33.600	124.2	38.857	136.1	35.133	129.3	1:47.590 (1)	99.34		16:27:41.776

P8 17 Cup Patrick JEANS		F312 - Chris Dittmann Racing					
IDEAL LAP TIME : 1:46.700	BEST LAP TIME : 1:47.329	DIFFERENCE : 0.629					
LAP	SECTOR 1	SECTOR 2	SECTOR 3	LAP TIME	MPH	DIFF	TIME OF DAY

1 -		122.6	41.937	137.5	37.557	129.8	2:03.867	86.28	16.538	16:13:19.976
2 -	36.761	124.0	40.807	138.6	36.773	129.5	1:54.341	93.47	7.012	16:15:14.317
3 -	36.093	121.7	39.692	137.7	36.194	129.0	1:51.979	95.44	4.650	16:17:06.296
4 -	34.033	122.9	39.185	137.5	35.537	129.8	1:48.755	98.27	1.426	16:18:55.051
5 -	33.749	124.5	38.742	138.0	35.234	129.5	1:47.725 (3)	99.21	0.396	16:20:42.776
6 -	34.496	123.5	39.034	138.3	35.390	129.3	1:48.920	98.12	1.591	16:22:31.696
7 -	35.088	123.8	38.920	137.7	36.606	129.0	1:50.614	96.62	3.285	16:24:22.310
8 -	33.122	125.9	39.083	138.0	35.124	129.8	1:47.329 (1)	99.58		16:26:09.639
9 -	33.553	124.7	38.454	138.0	35.409	129.8	1:47.416 (2)	99.50	0.087	16:27:57.055

P9 6 Cup Adrian HOLEY		F308 - Stanbridge Motorsport					
IDEAL LAP TIME : 1:49.629	BEST LAP TIME : 1:49.790	DIFFERENCE : 0.161					
LAP	SECTOR 1	SECTOR 2	SECTOR 3	LAP TIME	MPH	DIFF	TIME OF DAY

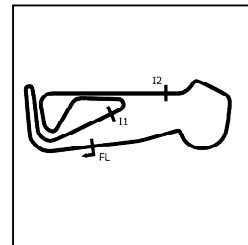
1 -		119.6	42.285	135.2	37.982	126.1	2:05.311	85.29	15.521	16:13:21.420
2 -	36.674	122.0	40.433	135.0	37.534	125.9	1:54.641	93.23	4.851	16:15:16.061
3 -	36.503	119.8	40.601	133.4	37.062	126.6	1:54.166	93.61	4.376	16:17:10.227
4 -	35.744	122.0	40.111	133.6	36.777	127.3	1:52.632	94.89	2.842	16:19:02.859
5 -	35.251	122.6	39.526	134.7	36.814	126.6	1:51.591	95.77	1.801	16:20:54.450
6 -	34.886	122.6	38.891	135.8	37.606	126.6	1:51.383 (3)	95.95	1.593	16:22:45.833
7 -	35.194	122.2	39.151	135.0	36.664	126.8	1:51.009 (2)	96.28	1.219	16:24:36.842
8 -	35.157	123.3	39.609	133.6	36.896	127.0	1:51.662	95.71	1.872	16:26:28.504
9 -	34.498	123.1	39.052	135.0	36.240	126.8	1:49.790 (1)	97.35		16:28:18.294

Weather / Track : Bright / Dry

Snetterton 300
Circuit Length = 2.9689 miles
Start: 16:11 Flag 16:26 End: 16:28

F3 Cup Championship

RACE 6 - SECTOR ANALYSIS



SECTOR 1 = FL to I1, SECTOR 2 = I1 to I2, SECTOR 3 = I2 to FL, DIFF = Difference To Personal Best Lap, P = Crossed Finish Line in Pit Lane, D = Time Disallowed

P10 8 Cup Daniel TAPINOS		F311 - Chris Dittmann Racing								
IDEAL LAP TIME : 1:50.926		BEST LAP TIME : 1:51.158			DIFFERENCE : 0.232					
LAP	SECTOR 1	SECTOR 2	SECTOR 3	LAP TIME	MPH	DIFF	TIME OF DAY			
1 -		121.5	41.530	135.5	38.469	125.4	2:03.748	86.36	12.590	16:13:19.857
2 -	36.291	121.5	40.728	135.5	37.381	125.6	1:54.400	93.42	3.242	16:15:14.257
3 -	37.614	116.5	40.069	135.2	37.038	127.5	1:54.721	93.16	3.563	16:17:08.978
4 -	34.813	120.4	40.267	135.2	36.735	127.3	1:51.815	95.58	0.657	16:19:00.793
5 -	34.785	120.4	39.605	135.8	36.768	126.8	1:51.158 (1)	96.15		16:20:51.951
6 -	35.002	121.7	40.295	136.3	54.817	125.9	2:10.114	82.14	18.956	16:23:02.065
7 -	35.533	118.3	40.512	135.8	37.410	124.5	1:53.455	94.20	2.297	16:24:55.520
8 -	34.586	122.2	39.913	136.1	36.850	127.3	1:51.349 (2)	95.98	0.191	16:26:46.869
9 -	34.981	121.3	39.789	136.6	36.996	127.5	1:51.766 (3)	95.62	0.608	16:28:38.635

P11 21 Cup James SIMONS		F310 - Stanbridge Motorsport								
IDEAL LAP TIME : 1:52.755		BEST LAP TIME : 1:52.775			DIFFERENCE : 0.020					
LAP	SECTOR 1	SECTOR 2	SECTOR 3	LAP TIME	MPH	DIFF	TIME OF DAY			
1 -		118.1	43.076	135.5	39.014	125.9	2:09.215	82.71	16.440	16:13:25.324
2 -	36.941	122.0	42.261	136.1	39.300	127.0	1:58.502	90.19	5.727	16:15:23.826
3 -	36.842	121.5	41.305	135.8	38.609	128.0	1:56.756	91.54	3.981	16:17:20.582
4 -	36.504	121.3	42.031	135.2	39.385	128.0	1:57.920	90.63	5.145	16:19:18.502
5 -	36.211	121.5	41.453	136.1	38.996	128.3	1:56.660	91.61	3.885	16:21:15.162
6 -	35.741	121.7	41.011	136.3	38.130	127.8	1:54.882	93.03	2.107	16:23:10.044
7 -	35.456	122.6	40.587	136.1	38.079	128.3	1:54.122 (3)	93.65	1.347	16:25:04.166
8 -	35.187	123.5	40.516	135.8	37.478	128.0	1:53.181 (2)	94.43	0.406	16:26:57.347
9 -	34.979	122.6	40.536	136.6	37.260	128.5	1:52.775 (1)	94.77		16:28:50.122

Weather / Track : Bright / Dry

Snetterton 300
 Circuit Length = 2.9689 miles
 Start: 16:11 Flag 16:26 End: 16:28

F3 Cup Championship

RACE 6 - BEST SPEEDS

POS	INTERMEDIATE 1			INTERMEDIATE 2			FINISH LINE		
	NO	NAME	MPH	NO	NAME	MPH	NO	NAME	MPH
1	5	LINE	128.8	27	BISHOP	143.3	28	LEANEY	132.3
2	7	DITTMANN	128.0	28	LEANEY	141.5	11	KELLY	132.3
3	28	LEANEY	127.8	7	DITTMANN	141.2	5	LINE	131.5
4	27	BISHOP	127.5	5	LINE	140.1	7	DITTMANN	131.3
5	1	CAREY	126.8	11	KELLY	138.9	1	CAREY	130.0
6	11	KELLY	126.1	1	CAREY	138.6	27	BISHOP	130.0
7	17	JEANS	125.9	17	JEANS	138.6	17	JEANS	129.8
8	2	WILTSHIRE	124.7	2	WILTSHIRE	137.5	2	WILTSHIRE	129.3
9	21	SIMONS	123.5	8	TAPINOS	136.6	21	SIMONS	128.5
10	6	HOLEY	123.3	21	SIMONS	136.6	8	TAPINOS	127.5
11	8	TAPINOS	122.2	6	HOLEY	135.8	6	HOLEY	127.3
12	10	DALY	112.4	10	DALY	127.3			
13	77	TIRONE	66.1	77	TIRONE	78.7			

Weather / Track : Bright / Dry

Results can be found at www.tsl-timing.com

Snetterton 300
 Circuit Length = 2.9689 miles
 Start: 16:11 Flag 16:26 End: 16:28

Printed - 16:29 Saturday, 11 May 2019

F3 Cup Championship

RACE 6 - BEST SECTORS

SECTOR 1			SECTOR 2			SECTOR 3			IDEAL / BEST COMPARISON						
POS	NO	NAME	TIME	NO	NAME	TIME	NO	NAME	TIME	POS	NO	NAME	IDEAL	BEST	DIFF
													PERFECT LAP	1:42.465	
1	28	LEANEY	32.097	28	LEANEY	36.938	28	LEANEY	33.430	1	28	LEANEY	1:42.465	1:42.721	0.256
2	1	CAREY	32.351	7	DITTMANN	37.219	1	CAREY	33.713	2	1	CAREY	1:43.567	1:43.698	0.131
3	11	KELLY	32.394	11	KELLY	37.422	5	LINE	34.171	3	7	DITTMANN	1:43.879	1:44.293	0.414
4	7	DITTMANN	32.488	1	CAREY	37.503	11	KELLY	34.171	4	11	KELLY	1:43.987	1:44.261	0.274
5	5	LINE	32.529	5	LINE	37.697	7	DITTMANN	34.172	5	5	LINE	1:44.397	1:44.548	0.151
6	27	BISHOP	32.744	27	BISHOP	37.807	27	BISHOP	34.520	6	27	BISHOP	1:45.071	1:45.247	0.176
7	17	JEANS	33.122	17	JEANS	38.454	17	JEANS	35.124	7	17	JEANS	1:46.700	1:47.329	0.629
8	2	WILTSHIRE	33.586	2	WILTSHIRE	38.661	2	WILTSHIRE	35.133	8	2	WILTSHIRE	1:47.380	1:47.590	0.210
9	6	HOLEY	34.498	6	HOLEY	38.891	6	HOLEY	36.240	9	6	HOLEY	1:49.629	1:49.790	0.161
10	8	TAPINOS	34.586	8	TAPINOS	39.605	8	TAPINOS	36.735	10	8	TAPINOS	1:50.926	1:51.158	0.232
11	21	SIMONS	34.979	21	SIMONS	40.516	21	SIMONS	37.260	11	21	SIMONS	1:52.755	1:52.775	0.020
12				10	DALY	40.783									
13				77	TIRONE	1:01.473									

Weather / Track : Bright / Dry

Results can be found at www.tsl-timing.com

Snetterton 300
Circuit Length = 2.9689 miles
Start: 16:11 Flag 16:26 End: 16:28

Printed - 16:29 Saturday, 11 May 2019

F3 Cup Championship

RACE 6 - LAP CHART

LAP 1 @ 16:13:08.737			LAP 2 @ 16:14:54.956			LAP 3 @ 16:16:39.690			LAP 4 @ 16:18:23.764			LAP 5 @ 16:20:07.130		
NO	BEHIND	LAP TIME	NO	BEHIND	LAP TIME	NO	BEHIND	LAP TIME	NO	BEHIND	LAP TIME	NO	BEHIND	LAP TIME
1		1:52.628	1		1:46.219	28		1:44.584	28		1:44.074	28		1:43.366
28	0.456	1:53.084	28	0.150	1:45.913	1	2.287	1:47.021	1	3.110	1:44.897	1	4.883	1:45.139
5	1.630	1:54.258	5	1.993	1:46.582	5	3.036	1:45.777	5	4.021	1:45.059	5	5.930	1:45.275
7	3.197	1:55.825	7	3.656	1:46.678	7	4.027	1:45.105	7	5.007	1:45.054	7	7.192	1:45.551
11	4.061	1:56.689	11	4.559	1:46.717	11	5.592	1:45.767	11	6.419	1:44.901	11	8.268	1:45.215
2	4.996	1:57.624	2	7.424	1:48.647	27	10.407	1:47.080	27	11.975	1:45.642	27	14.766	1:46.157
27	5.791	1:58.419	27	8.061	1:48.489	2	11.948	1:49.258	2	16.551	1:48.677	2	22.064	1:48.879
8	11.120	2:03.748	8	19.301	1:54.400	17	26.606	1:51.979	17	31.287	1:48.755	17	35.646	1:47.725
17	11.239	2:03.867	17	19.361	1:54.341	8	29.288	1:54.721	8	37.029	1:51.815	8	44.821	1:51.158
6	12.683	2:05.311	6	21.105	1:54.641	6	30.537	1:54.166	6	39.095	1:52.632	6	47.320	1:51.591
21	16.587	2:09.215	21	28.870	1:58.502	21	40.892	1:56.756	21	54.738	1:57.920	21	1:08.032	1:56.660

Weather / Track : Bright / Dry

F3 Cup Championship

RACE 6 - LAP CHART

LAP 6 @ 16:21:50.616			LAP 7 @ 16:23:33.718			LAP 8 @ 16:25:16.602			LAP 9 @ 16:26:59.323		
NO	BEHIND	LAP TIME	NO	BEHIND	LAP TIME	NO	BEHIND	LAP TIME	NO	BEHIND	LAP TIME
28		1:43.486	28		1:43.102	28		1:42.884	28		1:42.721
1	6.049	1:44.652	1	7.287	1:44.340	1	8.101	1:43.698	1	9.292	1:43.912
5	7.493	1:45.049	5	8.939	1:44.548	5	10.693	1:44.638	5	15.647	1:47.675
7	7.999	1:44.293	7	9.477	1:44.580	7	10.969	1:44.376	7	16.367	1:48.119
11	9.043	1:44.261	11	10.412	1:44.471	11	11.789	1:44.261	11	16.500	1:47.432
27	17.216	1:45.936	27	20.239	1:46.125	27	22.602	1:45.247	27	25.193	1:45.312
2	27.099	1:48.521	2	32.059	1:48.062	2	37.584	1:48.409	2	42.453	1:47.590
17	41.080	1:48.920	17	48.592	1:50.614	17	53.037	1:47.329	17	57.732	1:47.416
6	55.217	1:51.383	6	1:03.124	1:51.009	6	1:11.902	1:51.662	6	1:18.971	1:49.790
8	1:11.449	2:10.114	8	1:21.802	1:53.455	8	1:30.267	1:51.349	8	1:39.312	1:51.766
21	1:19.428	1:54.882	21	1:30.448	1:54.122	21	1:40.745	1:53.181	21	1:50.799	1:52.775

Weather / Track : Bright / Dry

F3 Cup Championship

RACE 6 - POSITION CHART

No	Name	Lap Pos	Lap									
			1	2	3	4	5	6	7	8	9	
28	LEANEY	1	1	1	28	28	28	28	28	28	28	28
1	CAREY	2	28	28	1	1	1	1	1	1	1	1
7	DITTMANN	3	5	5	5	5	5	5	5	5	5	5
5	LINE	4	7	7	7	7	7	7	7	7	7	7
10	DALY	5	11	11	11	11	11	11	11	11	11	11
11	KELLY	6	2	2	27	27	27	27	27	27	27	27
2	WILTSHIRE	7	27	27	2	2	2	2	2	2	2	2
17	JEANS	8	8	8	17	17	17	17	17	17	17	17
27	BISHOP	9	17	17	8	8	8	6	6	6	6	6
8	TAPINOS	10	6	6	6	6	6	8	8	8	8	8
6	HOLEY	11	21	21	21	21	21	21	21	21	21	21
21	SIMONS	12										
77	TIRONE	13										

Weather / Track : Bright / Dry

Results can be found at www.tsl-timing.com

Snetterton 300
 Circuit Length = 2.9689 miles
 Start: 16:11 Flag 16:26 End: 16:28

Printed - 16:29 Saturday, 11 May 2019

F3 Cup Championship

RACE 6 - STATISTICS

Competitors Started 13
Planned Start 2019-05-11 @ 15:55:00.000
Actual Start 2019-05-11 @ 16:11:16.108
Finish Time 2019-05-11 @ 16:26:58.469
Track Length 2.9689mi.
Total Laps 99
Total Distance Covered 293.9222mi.

Session Fastest Lap History

NO	CL	NAME	LAP TIME	TIME OF DAY	LAP	VEHICLE
1	Cup	Cian CAREY	1:52.628	16:13:08.773	1	F311
1	Cup	Cian CAREY	1:46.219	16:14:54.991	2	F311
28	INV	Stefano LEANEY	1:45.913	16:14:55.142	2	F317
28	INV	Stefano LEANEY	1:44.584	16:16:39.726	3	F317
28	INV	Stefano LEANEY	1:44.074	16:18:23.798	4	F317
28	INV	Stefano LEANEY	1:43.366	16:20:07.166	5	F317
28	INV	Stefano LEANEY	1:43.102	16:23:33.754	7	F317
28	INV	Stefano LEANEY	1:42.884	16:25:16.638	8	F317
28	INV	Stefano LEANEY	1:42.721	16:26:59.359	9	F317

Session Leader History

NO	CL	NAME	FROM LAP	LAPS LED	DISTANCE	VEHICLE
1	Cup	Cian CAREY	1	2	2.96 miles	F311
28	INV	Stefano LEANEY	3	7	20.78 miles	F317

Flag History

TYPE	TIME OF DAY
GREEN	16:11:16.108
FINISH	16:26:58.469

Flag Statistics

TYPE	COUNT	TOTAL LAPS	TOTAL TIME
Green	1	9	17:37.097
Red	0	0	0.000
Safety Car	0	0	0.000
FCY	0	0	0.000

Weather / Track : Bright / Dry

These results are provisional until the conclusion of any judicial and technical matters.

Snetterton 300

Circuit Length = 2.9689 miles

Start: 16:11 Flag 16:26 End: 16:28

Clerk Of Course :	Timekeeper :
-------------------	--------------

F3 Cup Championship

RACE 6 - STATISTICS

CLASS : Cup

12 Starters

Fastest Lap History

NO	NAME	LAP TIME	TIME OF DAY	LAP	VEHICLE
1	Cian CAREY	1:52.628	16:13:08.773	1	F311
1	Cian CAREY	1:46.219	16:14:54.991	2	F311
5	George LINE	1:45.777	16:16:42.761	3	F310
7	Chris DITTMANN	1:45.105	16:16:43.753	3	F312
1	Cian CAREY	1:44.897	16:18:26.909	4	F311
1	Cian CAREY	1:44.652	16:21:56.700	6	F311
7	Chris DITTMANN	1:44.293	16:21:58.651	6	F312
11	Shane KELLY	1:44.261	16:21:59.672	6	F308
1	Cian CAREY	1:43.698	16:25:24.738	8	F311

Leader History

NO	NAME	FROM LAP	LAPS LED	DISTANCE	VEHICLE
1	Cian CAREY	1	9	23.75 miles	F311

Weather / Track : Bright / Dry

These results are provisional until the conclusion of any judicial and technical matters.

Snetterton 300

Circuit Length = 2.9689 miles

Start: 16:11 Flag 16:26 End: 16:28

Clerk Of Course :

Timekeeper :

F3 Cup Championship

RACE 6 - STATISTICS

CLASS : INV

1 Starters

Fastest Lap History

NO	NAME	LAP TIME	TIME OF DAY	LAP	VEHICLE
28	Stefano LEANEY	1:53.084	16:13:09.226	1	F317
28	Stefano LEANEY	1:45.913	16:14:55.142	2	F317
28	Stefano LEANEY	1:44.584	16:16:39.726	3	F317
28	Stefano LEANEY	1:44.074	16:18:23.798	4	F317
28	Stefano LEANEY	1:43.366	16:20:07.166	5	F317
28	Stefano LEANEY	1:43.102	16:23:33.754	7	F317
28	Stefano LEANEY	1:42.884	16:25:16.638	8	F317
28	Stefano LEANEY	1:42.721	16:26:59.359	9	F317

Leader History

NO	NAME	FROM LAP	LAPS LED	DISTANCE	VEHICLE
28	Stefano LEANEY	1	9	23.75 miles	F317

Weather / Track : Bright / Dry

These results are provisional until the conclusion of any judicial and technical matters.

Snetterton 300

Circuit Length = 2.9689 miles

Start: 16:11 Flag 16:26 End: 16:28

Clerk Of Course :

Timekeeper :

F3 Cup Championship

RACE 11 - CLASSIFICATION

POS	NO	CL	PIC NAME	ENTRY	LAPS	TIME	GAP	DIFF	MPH	BEST	ON
1	1	Cup	1 Cian CAREY	F311 - Chris Dittmann Racing	12	20:53.300		102.33		1:42.927	7
2	7	Cup	2 Chris DITTMANN	F312 - Chris Dittmann Racing	12	20:55.206	1.906	1.906	102.17	1:43.211	10
3	28	INV	1 Stefano LEANEY	F317 - CF Racing	12	21:14.481	21.181	19.275	100.63	1:42.827	10
4	5	Cup	3 George LINE	F310 - CF Racing	12	21:14.705	21.405	0.224	100.61	1:44.825	5
5	11	Cup	4 Shane KELLY	F308 - University of Wolverhampton Racing	12	21:14.975	21.675	0.270	100.59	1:44.264	6
6	10	Cup	5 Darragh DALY	F308 - Team Fox Racing	12	21:27.924	34.624	12.949	99.58	1:45.154	5
7	17	Cup	6 Patrick JEANS	F312 - Chris Dittmann Racing	12	21:32.362	39.062	4.438	99.24	1:45.160	10
8	2	Cup	7 Stuart WILTSHIRE	F308 - CF Racing/JSM Group	12	21:34.392	41.092	2.030	99.08	1:45.516	11
9	27	Cup	8 Tony BISHOP	F314 - CF Racing / Hardall Holdings	12	22:23.584	1:30.284	49.192	95.45	1:46.361	9
10	6	Cup	9 Adrian HOLEY	F308 - Stanbridge Motorsport	12	22:24.396	1:31.096	0.812	95.40	1:48.167	11
11	8	Cup	10 Daniel TAPINOS	F311 - Chris Dittmann Racing	12	22:28.207	1:34.907	3.811	95.13	1:49.593	12
12	21	Cup	11 James SIMONS	F310 - Stanbridge Motorsport	12	22:30.723	1:37.423	2.516	94.95	1:49.976	10

NOT CLASSIFIED

DNF	77	Cup	Roberto TIRONE	F308 - Stanbridge Motorsport	0
-----	----	-----	----------------	------------------------------	---

FASTEST LAP

28	INV	Stefano LEANEY	F317 - CF Racing	10	1:42.827	103.94 mph	167.27 kph
1	Cup	Cian CAREY	F311 - Chris Dittmann Racing	7	1:42.927	103.84 mph	167.11 kph

Weather / Track : Bright / Dry

These results are provisional until the conclusion of any judicial and technical matters.

Snetterton 300

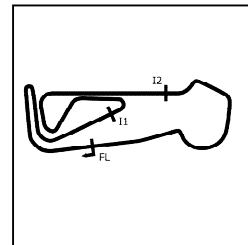
Circuit Length = 2.9689 miles

Start: 11:42 Flag 12:03 End: 12:05

Clerk Of Course :		Timekeeper :	
-------------------	--	--------------	--

F3 Cup Championship

RACE 11 - SECTOR ANALYSIS



SECTOR 1 = FL to I1, SECTOR 2 = I1 to I2, SECTOR 3 = I2 to FL, DIFF = Difference To Personal Best Lap, P = Crossed Finish Line in Pit Lane, D = Time Disallowed

P1		1 Cup		Cian CAREY		F311 - Chris Dittmann Racing				
IDEAL LAP TIME : 1:42.848		BEST LAP TIME : 1:42.927		DIFFERENCE : 0.079						
LAP	SECTOR 1	SECTOR 2	SECTOR 3	LAP TIME	MPH	DIFF	TIME OF DAY			
1 -		124.7	38.875	135.2	34.745	129.8	1:51.931	95.48	9.004	11:44:31.298
2 -	32.972	125.2	38.058	136.1	34.343	129.8	1:45.373	101.43	2.446	11:46:16.671
3 -	32.710	125.6	37.483	136.9	33.938	129.5	1:44.131	102.64	1.204	11:48:00.802
4 -	32.437	126.3	37.380	137.2	33.980	129.5	1:43.797	102.97	0.870	11:49:44.599
5 -	32.033	127.0	37.285	137.7	33.931	129.8	1:43.249 (3)	103.51	0.322	11:51:27.848
6 -	32.249	126.3	37.230	137.7	33.741	130.3	1:43.220 (2)	103.54	0.293	11:53:11.068
7 -	32.071	126.1	37.074	138.6	33.782	129.3	1:42.927 (1)	103.84		11:54:53.995
8 -	32.460	125.2	37.428	137.7	33.849	129.5	1:43.737	103.03	0.810	11:56:37.732
9 -	32.298	125.6	37.517	137.5	33.918	129.5	1:43.733	103.03	0.806	11:58:21.465
10 -	32.511	124.9	37.460	137.2	33.859	129.3	1:43.830	102.93	0.903	12:00:05.295
11 -	32.398	125.4	37.469	138.6	33.994	129.3	1:43.861	102.90	0.934	12:01:49.156
12 -	32.251	126.3	37.218	137.7	34.042	129.8	1:43.511	103.25	0.584	12:03:32.667

P2		7 Cup		Chris DITTMANN		F312 - Chris Dittmann Racing				
IDEAL LAP TIME : 1:42.773		BEST LAP TIME : 1:43.211		DIFFERENCE : 0.438						
LAP	SECTOR 1	SECTOR 2	SECTOR 3	LAP TIME	MPH	DIFF	TIME OF DAY			
1 -		125.4	38.855	139.2	34.953	131.0	1:53.164	94.44	9.953	11:44:32.531
2 -	32.847	127.3	37.714	138.9	34.413	130.8	1:44.974	101.81	1.763	11:46:17.505
3 -	32.545	127.0	37.432	139.2	33.934	131.0	1:43.911	102.85	0.700	11:48:01.416
4 -	32.428	127.5	37.347	139.8	33.983	131.0	1:43.758	103.00	0.547	11:49:45.174
5 -	32.475	127.8	37.254	138.6	33.860	130.8	1:43.589 (3)	103.17	0.378	11:51:28.763
6 -	32.328	127.3	37.276	139.2	34.231	130.3	1:43.835	102.93	0.624	11:53:12.598
7 -	32.578	126.6	37.257	138.9	33.807	130.0	1:43.642	103.12	0.431	11:54:56.240
8 -	32.551	127.0	37.411	138.3	34.035	129.8	1:43.997	102.77	0.786	11:56:40.237
9 -	32.680	126.1	37.171	138.6	33.819	129.8	1:43.670	103.09	0.459	11:58:23.907
10 -	32.360	126.8	36.973	138.3	33.878	130.0	1:43.211 (1)	103.55		12:00:07.118
11 -	32.388	126.6	37.037	139.2	33.839	129.8	1:43.264 (2)	103.50	0.053	12:01:50.382
12 -	32.204	127.5	36.762	139.5	35.225	130.0	1:44.191	102.58	0.980	12:03:34.573

P3		28 INV		Stefano LEANEY		F317 - CF Racing				
IDEAL LAP TIME : 1:42.640		BEST LAP TIME : 1:42.827		DIFFERENCE : 0.187						
LAP	SECTOR 1	SECTOR 2	SECTOR 3	LAP TIME	MPH	DIFF	TIME OF DAY			
1 -		127.0	38.581	137.7	34.453	133.4	1:53.358	94.28	10.531	11:44:32.725
2 -	33.160	127.3	37.879	139.5	34.686	131.8	1:45.725	101.09	2.898	11:46:18.450
3 -	32.756	126.6	37.726	139.2	44.943	131.3	1:55.425	92.59	12.598	11:48:13.875
4 -	32.755	128.0	38.345	138.0	35.004	132.8	1:46.104	100.73	3.277	11:49:59.979
5 -	32.869	129.0	37.397	138.6	33.944	133.1	1:44.210	102.56	1.383	11:51:44.189
6 -	33.076	127.8	38.118	139.8	34.337	132.6	1:45.531	101.27	2.704	11:53:29.720
7 -	33.047	126.8	38.030	140.6	34.100	132.6	1:45.177	101.61	2.350	11:55:14.897
8 -	32.965	127.0	37.466	138.9	33.568	130.8	1:43.999	102.77	1.172	11:56:58.896
9 -	32.393	126.8	37.172	139.2	33.811	130.8	1:43.376 (3)	103.39	0.549	11:58:42.272
10 -	32.118	127.0	36.954	138.9	33.755	131.0	1:42.827 (1)	103.94		12:00:25.099
11 -	32.227	124.0	37.029	139.5	33.741	131.0	1:42.997 (2)	103.77	0.170	12:02:08.096
12 -	32.919	126.6	37.997	140.6	34.836	130.3	1:45.752	101.06	2.925	12:03:53.848

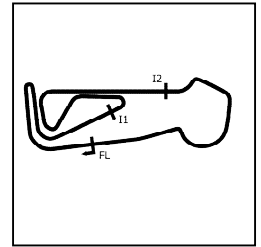
P4		5 Cup		George LINE		F310 - CF Racing				
IDEAL LAP TIME : 1:44.741		BEST LAP TIME : 1:44.825		DIFFERENCE : 0.084						
LAP	SECTOR 1	SECTOR 2	SECTOR 3	LAP TIME	MPH	DIFF	TIME OF DAY			
1 -		124.9	39.005	137.7	34.637	132.1	1:52.538	94.97	7.713	11:44:31.905
2 -	32.831	127.8	38.360	136.9	35.067	131.3	1:46.258	100.58	1.433	11:46:18.163
3 -	33.777	127.5	37.988	139.5	34.733	131.0	1:46.498	100.35	1.673	11:48:04.661
4 -	32.939	127.3	38.117	138.3	34.399	130.8	1:45.455	101.35	0.630	11:49:50.116
5 -	32.566	128.0	38.055	138.6	34.204	131.0	1:44.825 (1)	101.96		11:51:34.941
6 -	32.680	127.8	38.013	139.2	34.221	131.3	1:44.914 (2)	101.87	0.089	11:53:19.855
7 -	32.834	126.1	38.161	139.8	34.187	130.5	1:45.182 (3)	101.61	0.357	11:55:05.037
8 -	32.876	127.8	38.118	138.6	34.454	130.3	1:45.448	101.35	0.623	11:56:50.485
9 -	33.435	126.8	37.993	139.2	34.363	130.0	1:45.791	101.03	0.966	11:58:36.276

Weather / Track : Bright / Dry

Snetterton 300
Circuit Length = 2.9689 miles
Start: 11:42 Flag 12:03 End: 12:05

F3 Cup Championship

RACE 11 - SECTOR ANALYSIS



SECTOR 1 = FL to I1, SECTOR 2 = I1 to I2, SECTOR 3 = I2 to FL, DIFF = Difference To Personal Best Lap, P = Crossed Finish Line in Pit Lane, D = Time Disallowed

10 -	33.030	126.6	38.009	138.6	34.326	131.0	1:45.365	101.43	0.540	12:00:21.641
11 -	32.582	127.8	38.073	139.5	34.753	130.0	1:45.408	101.39	0.583	12:02:07.049
12 -	33.235	125.6	38.378	138.9	35.410	131.0	1:47.023	99.86	2.198	12:03:54.072

P5 11 Cup		Shane KELLY		F308 - University of Wolverhampton Racing								
IDEAL LAP TIME : 1:44.050		BEST LAP TIME : 1:44.264		DIFFERENCE : 0.214								
LAP	SECTOR 1	SECTOR 2	SECTOR 3	LAP TIME	MPH	DIFF	TIME OF DAY					
1 -		124.2	39.644	133.6	35.845	128.5	1:56.414	91.81	12.150	11:44:35.781		
2 -	33.430	123.5	38.119	135.0	34.583	129.0	1:46.132	100.70	1.868	11:46:21.913		
3 -	32.958	124.2	38.027	135.0	34.633	128.8	1:45.618	101.19	1.354	11:48:07.531		
4 -	32.929	123.3	37.864	136.1	34.477	129.0	1:45.270	101.53	1.006	11:49:52.801		
5 -	32.522	125.6	37.562	135.8	34.204	129.3	1:44.288 (2)	102.48	0.024	11:51:37.089		
6 -	32.736	124.7	37.541	136.9	33.987	129.5	1:44.264 (1)	102.50		11:53:21.353		
7 -	32.582	124.7	37.615	138.3	34.131	129.5	1:44.328 (3)	102.44	0.064	11:55:05.681		
8 -	32.868	125.9	37.846	138.6	34.537	130.0	1:45.251	101.54	0.987	11:56:50.932		
9 -	33.472	124.9	37.912	138.9	34.521	129.5	1:45.905	100.92	1.641	11:58:36.837		
10 -	32.966	125.6	37.778	138.3	34.762	128.3	1:45.506	101.30	1.242	12:00:22.343		
11 -	32.574	125.2	37.632	140.3	34.938	129.8	1:45.144	101.65	0.880	12:02:07.487		
12 -	33.096	125.6	39.123	137.2	34.636	131.5	1:46.855	100.02	2.591	12:03:54.342		

P6 10 Cup		Darragh DALY		F308 - Team Fox Racing								
IDEAL LAP TIME : 1:44.969		BEST LAP TIME : 1:45.154		DIFFERENCE : 0.185								
LAP	SECTOR 1	SECTOR 2	SECTOR 3	LAP TIME	MPH	DIFF	TIME OF DAY					
1 -		123.3	39.792	136.6	37.132	129.5	1:58.020	90.56	12.866	11:44:37.387		
2 -	33.232	125.2	38.635	138.0	35.464	129.5	1:47.331	99.58	2.177	11:46:24.718		
3 -	32.995	126.3	38.601	138.6	35.866	130.5	1:47.462	99.45	2.308	11:48:12.180		
4 -	32.786	128.5	38.610	138.3	35.317	127.8	1:46.713	100.15	1.559	11:49:58.893		
5 -	32.642	125.9	37.771	136.1	34.741	129.0	1:45.154 (1)	101.64		11:51:44.047		
6 -	32.716	125.4	38.024	137.2	34.716	128.5	1:45.456 (3)	101.35	0.302	11:53:29.503		
7 -	32.677	125.4	37.611	138.0	34.948	128.0	1:45.236 (2)	101.56	0.082	11:55:14.739		
8 -	33.649	126.8	37.662	138.6	35.021	128.8	1:46.332	100.51	1.178	11:57:01.071		
9 -	33.143	124.0	38.541	135.2	35.696	128.5	1:47.380	99.53	2.226	11:58:48.451		
10 -	33.232	124.9	38.188	136.6	34.728	127.8	1:46.148	100.69	0.994	12:00:34.599		
11 -	33.078	124.7	38.467	136.9	35.234	127.3	1:46.779	100.09	1.625	12:02:21.378		
12 -	32.689	125.4	38.221	136.3	35.003	128.0	1:45.913	100.91	0.759	12:04:07.291		

P7 17 Cup		Patrick JEANS		F312 - Chris Dittmann Racing								
IDEAL LAP TIME : 1:45.126		BEST LAP TIME : 1:45.160		DIFFERENCE : 0.034								
LAP	SECTOR 1	SECTOR 2	SECTOR 3	LAP TIME	MPH	DIFF	TIME OF DAY					
1 -		124.5	41.395	135.5	36.475	130.0	2:02.206	87.45	17.046	11:44:41.573		
2 -	33.791	125.4	38.942	137.5	35.629	130.0	1:48.362	98.63	3.202	11:46:29.935		
3 -	33.232	124.9	38.806	137.5	35.595	130.0	1:47.633	99.30	2.473	11:48:17.568		
4 -	33.248	125.9	38.479	138.9	34.798	130.0	1:46.525	100.33	1.365	11:50:04.093		
5 -	33.184	126.3	37.988	138.3	35.143	130.0	1:46.315	100.53	1.155	11:51:50.408		
6 -	32.820	125.6	38.229	138.0	35.798	130.0	1:46.847	100.03	1.687	11:53:37.255		
7 -	32.948	125.6	38.516	138.6	34.755	130.3	1:46.219	100.62	1.059	11:55:23.474		
8 -	32.953	126.8	38.062	138.3	34.531	130.5	1:45.546 (2)	101.26	0.386	11:57:09.020		
9 -	32.976	126.6	38.034	138.0	35.032	130.5	1:46.042	100.79	0.882	11:58:55.062		
10 -	32.658	126.6	37.974	139.5	34.528	132.6	1:45.160 (1)	101.63		12:00:40.222		
11 -	33.082	126.6	38.084	140.1	34.533	131.0	1:45.699 (3)	101.11	0.539	12:02:25.921		
12 -	32.624	127.8	38.039	139.8	35.145	129.0	1:45.808	101.01	0.648	12:04:11.729		

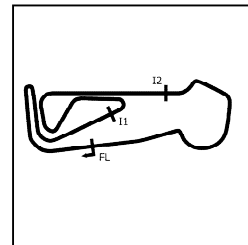
P8 2 Cup		Stuart WILTSHIRE		F308 - CF Racing/JSM Group								
IDEAL LAP TIME : 1:45.178		BEST LAP TIME : 1:45.516		DIFFERENCE : 0.338								
LAP	SECTOR 1	SECTOR 2	SECTOR 3	LAP TIME	MPH	DIFF	TIME OF DAY					
1 -		124.2	40.521	133.6	36.674	129.3	1:57.312	91.10	11.796	11:44:36.679		
2 -	33.400	125.2	38.810	135.2	35.076	129.5	1:47.286	99.62	1.770	11:46:23.965		
3 -	33.491	124.7	38.581	135.8	35.641	129.3	1:47.713	99.22	2.197	11:48:11.678		
4 -	33.168	124.5	38.728	135.8	35.841	130.0	1:47.737	99.20	2.221	11:49:59.415		
5 -	33.274	124.9	38.964	135.5	35.217	131.0	1:47.455	99.46	1.939	11:51:46.870		

Weather / Track : Bright / Dry

Snetterton 300
Circuit Length = 2.9689 miles
Start: 11:42 Flag 12:03 End: 12:05

F3 Cup Championship

RACE 11 - SECTOR ANALYSIS



SECTOR 1 = FL to I1, SECTOR 2 = I1 to I2, SECTOR 3 = I2 to FL, DIFF = Difference To Personal Best Lap, P = Crossed Finish Line in Pit Lane, D = Time Disallowed

6 -	33.557	124.2	38.410	136.3	35.674	129.3	1:47.641	99.29	2.125	11:53:34.511
7 -	33.195	124.0	38.450	137.2	34.860	128.5	1:46.505	100.35	0.989	11:55:21.016
8 -	32.963	124.5	38.508	135.5	35.084	128.8	1:46.555	100.30	1.039	11:57:07.571
9 -	33.094	123.3	38.645	136.1	34.633	128.8	1:46.372	(3) 100.47	0.856	11:58:53.943
10 -	32.918	123.5	38.201	136.1	34.730	129.0	1:45.849	(2) 100.97	0.333	12:00:39.792
11 -	32.944	124.5	38.184	137.2	34.388	128.3	1:45.516	(1) 101.29		12:02:25.308
12 -	32.811	124.9	37.979	136.1	37.661	127.0	1:48.451	98.55	2.935	12:04:13.759

P9	27 Cup	Tony BISHOP	F314 - CF Racing / Hardall Holdings							
IDEAL LAP TIME : 1:45.632		BEST LAP TIME : 1:46.361		DIFFERENCE : 0.729						

LAP	SECTOR 1		SECTOR 2		SECTOR 3		LAP TIME	MPH	DIFF	TIME OF DAY
1 -		124.5	39.993	138.0	36.100	132.3	1:58.363	90.29	12.002	11:44:37.730
2 -	34.060	126.1	38.793	138.9	35.202	130.5	1:48.055	98.91	1.694	11:46:25.785
3 -	33.127	126.6	38.439	140.3	35.407	131.3	1:46.973	(3) 99.91	0.612	11:48:12.758
4 -	33.001	128.0	38.339	141.2	35.714	130.3	1:47.054	99.83	0.693	11:49:59.812
5 -	33.723	127.3	38.086	138.6	34.664	130.8	1:46.473	(2) 100.38	0.112	11:51:46.285
6 -	32.882	127.0	38.122	139.5	45.777	127.3	1:56.781	91.52	10.420	11:53:43.066
7 -	35.714	123.1	39.404	138.0	36.343	129.0	1:51.461	95.89	5.100	11:55:34.527
8 -	33.880	124.9	38.394	138.0	35.151	129.0	1:47.425	99.49	1.064	11:57:21.952
9 -	33.221	125.2	38.204	138.0	34.936	129.3	1:46.361	(1) 100.48		11:59:08.313
10 -	33.058	125.9	38.271	138.6	51.015	122.6	2:02.344	87.36	15.983	12:01:10.657
11 -	38.119	122.2	41.400	136.9	39.750	127.3	1:59.269	89.61	12.908	12:03:09.926
12 -	36.319	123.5	39.979	137.2	36.727	128.5	1:53.025	94.56	6.664	12:05:02.951

P10	6 Cup	Adrian HOLEY	F308 - Stanbridge Motorsport							
IDEAL LAP TIME : 1:47.906		BEST LAP TIME : 1:48.167		DIFFERENCE : 0.261						

LAP	SECTOR 1		SECTOR 2		SECTOR 3		LAP TIME	MPH	DIFF	TIME OF DAY
1 -		121.3	41.189	134.7	38.298	128.3	2:04.790	85.64	16.623	11:44:44.157
2 -	35.629	122.0	40.628	133.1	36.894	127.5	1:53.151	94.45	4.984	11:46:37.308
3 -	35.228	122.0	39.327	134.7	39.595	126.1	1:54.150	93.63	5.983	11:48:31.458
4 -	35.233	123.8	39.500	132.3	37.844	127.8	1:52.577	94.94	4.410	11:50:24.035
5 -	34.562	124.9	39.924	135.0	36.589	128.3	1:51.075	96.22	2.908	11:52:15.110
6 -	34.297	122.0	39.350	136.9	36.626	129.0	1:50.273	96.92	2.106	11:54:05.383
7 -	34.569	124.5	39.674	137.2	37.642	126.1	1:51.885	95.52	3.718	11:55:57.268
8 -	34.353	124.7	38.873	138.0	36.897	128.8	1:50.123	97.05	1.956	11:57:47.391
9 -	34.288	124.7	39.911	136.3	36.458	127.0	1:50.657	96.58	2.490	11:59:38.048
10 -	34.228	123.8	38.796	135.8	35.569	127.0	1:48.593	(2) 98.42	0.426	12:01:26.641
11 -	34.008	123.5	38.329	135.5	35.830	127.0	1:48.167	(1) 98.81		12:03:14.808
12 -	34.515	123.3	38.670	135.2	35.770	127.5	1:48.955	(3) 98.09	0.788	12:05:03.763

P11	8 Cup	Daniel TAPINOS	F311 - Chris Dittmann Racing							
IDEAL LAP TIME : 1:49.204		BEST LAP TIME : 1:49.593		DIFFERENCE : 0.389						

LAP	SECTOR 1		SECTOR 2		SECTOR 3		LAP TIME	MPH	DIFF	TIME OF DAY
1 -		120.0	42.733	135.0	37.860	127.5	2:04.081	86.13	14.488	11:44:43.448
2 -	35.225	120.6	40.389	133.1	37.704	127.0	1:53.318	94.31	3.725	11:46:36.766
3 -	34.598	120.2	40.388	134.2	38.431	126.3	1:53.417	94.23	3.824	11:48:30.183
4 -	34.922	121.1	39.973	134.4	37.223	126.3	1:52.118	95.32	2.525	11:50:22.301
5 -	34.964	120.6	39.602	133.4	36.689	126.6	1:51.255	96.06	1.662	11:52:13.556
6 -	34.304	121.3	39.399	134.4	36.757	126.6	1:50.460	(3) 96.75	0.867	11:54:04.016
7 -	34.573	120.4	39.776	135.0	37.115	126.3	1:51.464	95.88	1.871	11:55:55.480
8 -	34.567	120.4	39.433	135.0	36.731	126.1	1:50.731	96.52	1.138	11:57:46.211
9 -	34.168	120.6	40.085	134.2	36.896	126.3	1:51.149	96.15	1.556	11:59:37.360
10 -	34.497	121.3	39.179	134.7	37.269	127.3	1:50.945	96.33	1.352	12:01:28.305
11 -	33.981	122.6	39.455	135.0	36.240	126.8	1:49.676	(2) 97.45	0.083	12:03:17.981
12 -	33.785	122.2	39.387	134.7	36.421	125.4	1:49.593	(1) 97.52		12:05:07.574

P12	21 Cup	James SIMONS	F310 - Stanbridge Motorsport							
IDEAL LAP TIME : 1:49.723		BEST LAP TIME : 1:49.976		DIFFERENCE : 0.253						

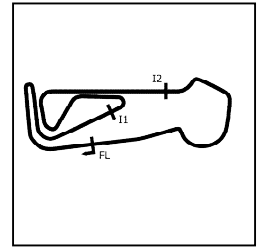
LAP	SECTOR 1		SECTOR 2		SECTOR 3		LAP TIME	MPH	DIFF	TIME OF DAY
1 -		120.9	41.833	134.2	38.137	129.5	2:05.810	84.95	15.834	11:44:45.177

Weather / Track : Bright / Dry

Snetterton 300
Circuit Length = 2.9689 miles
Start: 11:42 Flag 12:03 End: 12:05

F3 Cup Championship

RACE 11 - SECTOR ANALYSIS



SECTOR 1 = FL to I1, SECTOR 2 = I1 to I2, SECTOR 3 = I2 to FL, DIFF = Difference To Personal Best Lap, P = Crossed Finish Line in Pit Lane, D = Time Disallowed

2 -	35.705	122.2	40.315	135.8	37.119	129.3	1:53.139	94.46	3.163	11:46:38.316
3 -	35.216	123.8	39.808	136.9	37.985	127.8	1:53.009	94.57	3.033	11:48:31.325
4 -	34.953	124.2	39.892	136.1	37.297	128.8	1:52.142	95.30	2.166	11:50:23.467
5 -	34.598	124.7	39.568	136.3	37.076	128.8	1:51.242	96.07	1.266	11:52:14.709
6 -	34.262	122.6	39.329	136.9	36.838	128.3	1:50.429 (3)	96.78	0.453	11:54:05.138
7 -	34.499	124.2	39.260	137.5	37.389	128.5	1:51.148	96.16	1.172	11:55:56.286
8 -	34.628	124.0	39.173	137.2	36.938	128.8	1:50.739	96.51	0.763	11:57:47.025
9 -	34.353	124.0	39.762	136.6	37.535	128.8	1:51.650	95.72	1.674	11:59:38.675
10 -	34.359	124.5	38.983	138.0	36.634	130.0	1:49.976 (1)	97.18		12:01:28.651
11 -	34.481	124.7	39.376	136.9	36.478	128.8	1:50.335 (2)	96.86	0.359	12:03:18.986
12 -	34.395	123.5	39.500	136.6	37.209	128.5	1:51.104	96.19	1.128	12:05:10.090

F3 Cup Championship

RACE 11 - BEST SPEEDS

POS	INTERMEDIATE 1			INTERMEDIATE 2			FINISH LINE		
	NO	NAME	MPH	NO	NAME	MPH	NO	NAME	MPH
1	28	LEANEY	129.0	27	BISHOP	141.2	28	LEANEY	133.4
2	10	DALY	128.5	28	LEANEY	140.6	17	JEANS	132.6
3	5	LINE	128.0	11	KELLY	140.3	27	BISHOP	132.3
4	27	BISHOP	128.0	17	JEANS	140.1	5	LINE	132.1
5	7	DITTMANN	127.8	7	DITTMANN	139.8	11	KELLY	131.5
6	17	JEANS	127.8	5	LINE	139.8	7	DITTMANN	131.0
7	1	CAREY	127.0	1	CAREY	138.6	2	WILTSHIRE	131.0
8	11	KELLY	125.9	10	DALY	138.6	10	DALY	130.5
9	2	WILTSHIRE	125.2	6	HOLEY	138.0	1	CAREY	130.3
10	6	HOLEY	124.9	21	SIMONS	138.0	21	SIMONS	130.0
11	21	SIMONS	124.7	2	WILTSHIRE	137.2	6	HOLEY	129.0
12	8	TAPINOS	122.6	8	TAPINOS	135.0	8	TAPINOS	127.5
13									

Weather / Track : Bright / Dry

Results can be found at www.tsl-timing.com

Snetterton 300
 Circuit Length = 2.9689 miles
 Start: 11:42 Flag 12:03 End: 12:05

Printed - 12:05 Sunday, 12 May 2019

F3 Cup Championship

RACE 11 - BEST SECTORS

SECTOR 1			SECTOR 2			SECTOR 3			IDEAL / BEST COMPARISON						
POS	NO	NAME	TIME	NO	NAME	TIME	NO	NAME	TIME	POS	NO	NAME	IDEAL	BEST	DIFF
													PERFECT LAP	1:42.363	
1	1	CAREY	32.033	7	DITTMANN	36.762	28	LEANEY	33.568	1	28	LEANEY	1:42.640	1:42.827	0.187
2	28	LEANEY	32.118	28	LEANEY	36.954	1	CAREY	33.741	2	7	DITTMANN	1:42.773	1:43.211	0.438
3	7	DITTMANN	32.204	1	CAREY	37.074	7	DITTMANN	33.807	3	1	CAREY	1:42.848	1:42.927	0.079
4	11	KELLY	32.522	11	KELLY	37.541	11	KELLY	33.987	4	11	KELLY	1:44.050	1:44.264	0.214
5	5	LINE	32.566	10	DALY	37.611	5	LINE	34.187	5	5	LINE	1:44.741	1:44.825	0.084
6	17	JEANS	32.624	17	JEANS	37.974	2	WILTSHIRE	34.388	6	10	DALY	1:44.969	1:45.154	0.185
7	10	DALY	32.642	2	WILTSHIRE	37.979	17	JEANS	34.528	7	17	JEANS	1:45.126	1:45.160	0.034
8	2	WILTSHIRE	32.811	5	LINE	37.988	27	BISHOP	34.664	8	2	WILTSHIRE	1:45.178	1:45.516	0.338
9	27	BISHOP	32.882	27	BISHOP	38.086	10	DALY	34.716	9	27	BISHOP	1:45.632	1:46.361	0.729
10	8	TAPINOS	33.785	6	HOLEY	38.329	6	HOLEY	35.569	10	6	HOLEY	1:47.906	1:48.167	0.261
11	6	HOLEY	34.008	21	SIMONS	38.983	8	TAPINOS	36.240	11	8	TAPINOS	1:49.204	1:49.593	0.389
12	21	SIMONS	34.262	8	TAPINOS	39.179	21	SIMONS	36.478	12	21	SIMONS	1:49.723	1:49.976	0.253
13															

Weather / Track : Bright / Dry

Results can be found at www.tsl-timing.com

Snetterton 300
 Circuit Length = 2.9689 miles
 Start: 11:42 Flag 12:03 End: 12:05

Printed - 12:05 Sunday, 12 May 2019

F3 Cup Championship

RACE 11 - LAP CHART

LAP 1 @ 11:44:31.298			LAP 2 @ 11:46:16.671			LAP 3 @ 11:48:00.802			LAP 4 @ 11:49:44.599			LAP 5 @ 11:51:27.848		
NO	BEHIND	LAP TIME	NO	BEHIND	LAP TIME	NO	BEHIND	LAP TIME	NO	BEHIND	LAP TIME	NO	BEHIND	LAP TIME
1		1:51.931	1		1:45.373	1		1:44.131	1		1:43.797	1		1:43.249
5	0.607	1:52.538	7	0.834	1:44.974	7	0.614	1:43.911	7	0.575	1:43.758	7	0.915	1:43.589
7	1.233	1:53.164	5	1.492	1:46.258	5	3.859	1:46.498	5	5.517	1:45.455	5	7.093	1:44.825
28	1.427	1:53.358	28	1.779	1:45.725	11	6.729	1:45.618	11	8.202	1:45.270	11	9.241	1:44.288
11	4.483	1:56.414	11	5.242	1:46.132	2	10.876	1:47.713	10	14.294	1:46.713	10	16.199	1:45.154
2	5.381	1:57.312	2	7.294	1:47.286	10	11.378	1:47.462	2	14.816	1:47.737	28	16.341	1:44.210
10	6.089	1:58.020	10	8.047	1:47.331	27	11.956	1:46.973	27	15.213	1:47.054	27	18.437	1:46.473
27	6.432	1:58.363	27	9.114	1:48.055	28	13.073	1:55.425	28	15.380	1:46.104	2	19.022	1:47.455
17	10.275	2:02.206	17	13.264	1:48.362	17	16.766	1:47.633	17	19.494	1:46.525	17	22.560	1:46.315
8	12.150	2:04.081	8	20.095	1:53.318	8	29.381	1:53.417	8	37.702	1:52.118	8	45.708	1:51.255
6	12.859	2:04.790	6	20.637	1:53.151	21	30.523	1:53.009	21	38.868	1:52.142	21	46.861	1:51.242
21	13.879	2:05.810	21	21.645	1:53.139	6	30.656	1:54.150	6	39.436	1:52.577	6	47.262	1:51.075

Weather / Track : Bright / Dry

F3 Cup Championship

RACE 11 - LAP CHART

LAP 6 @ 11:53:11.068			LAP 7 @ 11:54:53.995			LAP 8 @ 11:56:37.732			LAP 9 @ 11:58:21.465			LAP 10 @ 12:00:05.295		
NO	BEHIND	LAP TIME	NO	BEHIND	LAP TIME	NO	BEHIND	LAP TIME	NO	BEHIND	LAP TIME	NO	BEHIND	LAP TIME
1		1:43.220	1		1:42.927	1		1:43.737	1		1:43.733	1		1:43.830
7	1.530	1:43.835	7	2.245	1:43.642	7	2.505	1:43.997	7	2.442	1:43.670	7	1.823	1:43.211
5	8.787	1:44.914	5	11.042	1:45.182	5	12.753	1:45.448	5	14.811	1:45.791	5	16.346	1:45.365
11	10.285	1:44.264	11	11.686	1:44.328	11	13.200	1:45.251	11	15.372	1:45.905	11	17.048	1:45.506
10	18.435	1:45.456	10	20.744	1:45.236	28	21.164	1:43.999	28	20.807	1:43.376	28	19.804	1:42.827
28	18.652	1:45.531	28	20.902	1:45.177	10	23.339	1:46.332	10	26.986	1:47.380	10	29.304	1:46.148
2	23.443	1:47.641	2	27.021	1:46.505	2	29.839	1:46.555	2	32.478	1:46.372	2	34.497	1:45.849
17	26.187	1:46.847	17	29.479	1:46.219	17	31.288	1:45.546	17	33.597	1:46.042	17	34.927	1:45.160
27	31.998	1:56.781	27	40.532	1:51.461	27	44.220	1:47.425	27	46.848	1:46.361	27	1:05.362	2:02.344
8	52.948	1:50.460	8	1:01.485	1:51.464	8	1:08.479	1:50.731	8	1:15.895	1:51.149	6	1:21.346	1:48.593
21	54.070	1:50.429	21	1:02.291	1:51.148	21	1:09.293	1:50.739	6	1:16.583	1:50.657	8	1:23.010	1:50.945
6	54.315	1:50.273	6	1:03.273	1:51.885	6	1:09.659	1:50.123	21	1:17.210	1:51.650	21	1:23.356	1:49.976

Weather / Track : Bright / Dry

F3 Cup Championship

RACE 11 - LAP CHART

LAP 11 @ 12:01:49.156			LAP 12 @ 12:03:32.667		
NO	BEHIND	LAP TIME	NO	BEHIND	LAP TIME
1		1:43.861	1		1:43.511
7	1.226	1:43.264	7	1.906	1:44.191
5	17.893	1:45.408	28	21.181	1:45.752
11	18.331	1:45.144	5	21.405	1:47.023
28	18.940	1:42.997	11	21.675	1:46.855
10	32.222	1:46.779	10	34.624	1:45.913
2	36.152	1:45.516	17	39.062	1:45.808
17	36.765	1:45.699	2	41.092	1:48.451
27	1:20.770	1:59.269	27	1:30.284	1:53.025
6	1:25.652	1:48.167	6	1:31.096	1:48.955
8	1:28.825	1:49.676	8	1:34.907	1:49.593
21	1:29.830	1:50.335	21	1:37.423	1:51.104

Weather / Track : Bright / Dry

F3 Cup Championship

RACE 11 - POSITION CHART

No	Name	Lap												
		Pos	1	2	3	4	5	6	7	8	9	10	11	12
28	LEANAY	1	1	1	1	1	1	1	1	1	1	1	1	1
1	CAREY	2	5	7	7	7	7	7	7	7	7	7	7	7
7	DITTMANN	3	7	5	5	5	5	5	5	5	5	5	5	28
5	LINE	4	28	28	11	11	11	11	11	11	11	11	11	5
10	DALY	5	11	11	2	10	10	10	10	28	28	28	28	11
2	WILTSHIRE	6	2	2	10	2	28	28	28	10	10	10	10	10
11	KELLY	7	10	10	27	27	27	2	2	2	2	2	2	17
27	BISHOP	8	27	27	28	28	2	17	17	17	17	17	17	2
17	JEANS	9	17	17	17	17	17	27	27	27	27	27	27	27
6	HOLEY	10	8	8	8	8	8	8	8	8	8	6	6	6
8	TAPINOS	11	6	6	21	21	21	21	21	21	6	8	8	8
21	SIMONS	12	21	21	6	6	6	6	6	6	21	21	21	21
77	TIRONE	13												

Weather / Track : Bright / Dry

Results can be found at www.tsl-timing.com

Snetterton 300
 Circuit Length = 2.9689 miles
 Start: 11:42 Flag 12:03 End: 12:05

Printed - 12:06 Sunday, 12 May 2019

F3 Cup Championship

RACE 11 - STATISTICS

Competitors Started 12
Planned Start 2019-05-12 @ 11:40:00.000
Actual Start 2019-05-12 @ 11:42:39.366
Finish Time 2019-05-12 @ 12:03:31.378
Track Length 2.9689mi.
Total Laps 144
Total Distance Covered 427.5232mi.

Session Fastest Lap History

NO	CL	NAME	LAP TIME	TIME OF DAY	LAP	VEHICLE
1	Cup	Cian CAREY	1:51.931	11:44:31.333	1	F311
1	Cup	Cian CAREY	1:45.373	11:46:16.706	2	F311
7	Cup	Chris DITTMANN	1:44.974	11:46:17.540	2	F312
1	Cup	Cian CAREY	1:44.131	11:48:00.837	3	F311
7	Cup	Chris DITTMANN	1:43.911	11:48:01.451	3	F312
1	Cup	Cian CAREY	1:43.797	11:49:44.635	4	F311
7	Cup	Chris DITTMANN	1:43.758	11:49:45.210	4	F312
1	Cup	Cian CAREY	1:43.249	11:51:27.883	5	F311
1	Cup	Cian CAREY	1:43.220	11:53:11.102	6	F311
1	Cup	Cian CAREY	1:42.927	11:54:54.030	7	F311
28	INV	Stefano LEANEY	1:42.827	12:00:25.134	10	F317

Session Leader History

NO	CL	NAME	FROM LAP	LAPS LED	DISTANCE	VEHICLE
1	Cup	Cian CAREY	1	12	32.65 miles	F311

Flag History

TYPE	TIME OF DAY
GREEN	11:42:39.366
FINISH	12:03:31.378

Flag Statistics

TYPE	COUNT	TOTAL LAPS	TOTAL TIME
Green	1	12	22:51.487
Red	0	0	0.000
Safety Car	0	0	0.000
FCY	0	0	0.000

Weather / Track : Bright / Dry

These results are provisional until the conclusion of any judicial and technical matters.

Snetterton 300

Circuit Length = 2.9689 miles

Start: 11:42 Flag 12:03 End: 12:05

Clerk Of Course :	Timekeeper :
-------------------	--------------

F3 Cup Championship

RACE 11 - STATISTICS

CLASS : Cup

11 Starters

Fastest Lap History

NO	NAME	LAP TIME	TIME OF DAY	LAP	VEHICLE
1	Cian CAREY	1:51.931	11:44:31.333	1	F311
1	Cian CAREY	1:45.373	11:46:16.706	2	F311
7	Chris DITTMANN	1:44.974	11:46:17.540	2	F312
1	Cian CAREY	1:44.131	11:48:00.837	3	F311
7	Chris DITTMANN	1:43.911	11:48:01.451	3	F312
1	Cian CAREY	1:43.797	11:49:44.635	4	F311
7	Chris DITTMANN	1:43.758	11:49:45.210	4	F312
1	Cian CAREY	1:43.249	11:51:27.883	5	F311
1	Cian CAREY	1:43.220	11:53:11.102	6	F311
1	Cian CAREY	1:42.927	11:54:54.030	7	F311

Leader History

NO	NAME	FROM LAP	LAPS LED	DISTANCE	VEHICLE
1	Cian CAREY	1	12	32.65 miles	F311

Weather / Track : Bright / Dry

These results are provisional until the conclusion of any judicial and technical matters.

Snetterton 300

Circuit Length = 2.9689 miles

Start: 11:42 Flag 12:03 End: 12:05

Clerk Of Course :		Timekeeper :
-------------------	--	--------------

F3 Cup Championship
RACE 11 - STATISTICS

CLASS : INV

1 Starters

Fastest Lap History

NO	NAME	LAP TIME	TIME OF DAY	LAP	VEHICLE
28	Stefano LEANEY	1:53.358	11:44:32.760	1	F317
28	Stefano LEANEY	1:45.725	11:46:18.485	2	F317
28	Stefano LEANEY	1:44.210	11:51:44.223	5	F317
28	Stefano LEANEY	1:43.999	11:56:58.931	8	F317
28	Stefano LEANEY	1:43.376	11:58:42.307	9	F317
28	Stefano LEANEY	1:42.827	12:00:25.134	10	F317

Leader History

NO	NAME	FROM LAP	LAPS LED	DISTANCE	VEHICLE
28	Stefano LEANEY	1	12	32.65 miles	F317

Weather / Track : Bright / Dry

These results are provisional until the conclusion of any judicial and technical matters.

Snetterton 300

Circuit Length = 2.9689 miles

Start: 11:42 Flag 12:03 End: 12:05

Clerk Of Course :


Timekeeper :

F3 Cup Championship

RACE 18 - GRID (20 minutes)

ROW 7	13	77 Roberto TIRONE	12	21 James SIMONS
ROW 6	11	8 Daniel TAPINOS	10	6 Adrian HOLEY
ROW 5	9	27 Tony BISHOP	8	2 Stuart WILTSHIRE
ROW 4	7	17 Patrick JEANS	6	10 Darragh DALY
ROW 3	5	11 Shane KELLY	4	5 George LINE
ROW 2	3	28 Stefano LEANEY	2	7 Chris DITTMANN
ROW 1	1	1 Cian CAREY		

Pole



Snetterton 300
Circuit Length = 2.9689 miles

These results are provisional until the conclusion of any judicial and technical matters.

Clerk Of Course :		Timekeeper :
-------------------	--	--------------

F3 Cup Championship

RACE 18 - CLASSIFICATION

POS	NO	CL	PIC NAME	ENTRY	LAPS	TIME	GAP	DIFF	MPH	BEST	ON
1	28	INV	1 Stefano LEANEY	F317 - CF Racing	12	20:49.638			102.63	1:42.547	8
2	1	Cup	1 Cian CAREY	F311 - Chris Dittmann Racing	12	20:59.864	10.226	10.226	101.80	1:43.426	9
3	7	Cup	2 Chris DITTMANN	F312 - Chris Dittmann Racing	12	20:59.952	10.314	0.088	101.79	1:43.114	9
4	10	Cup	3 Darragh DALY	F308 - Team Fox Racing	12	21:20.818	31.180	20.866	100.13	1:44.928	8
5	5	Cup	4 George LINE	F310 - CF Racing	12	21:29.010	39.372	8.192	99.50	1:46.130	7
6	2	Cup	5 Stuart WILTSHIRE	F308 - CF Racing/JSM Group	12	21:34.246	44.608	5.236	99.09	1:46.205	6
7	17	Cup	6 Patrick JEANS	F312 - Chris Dittmann Racing	12	21:44.063	54.425	9.817	98.35	1:45.432	10
8	27	Cup	7 Tony BISHOP	F314 - CF Racing / Hardall Holdings	12	21:46.746	57.108	2.683	98.14	1:45.178	11
9	6	Cup	8 Adrian HOLEY	F308 - Stanbridge Motorsport	11	20:53.422	1 Lap	1 Lap	93.79	1:51.001	7
10	8	Cup	9 Daniel TAPINOS	F311 - Chris Dittmann Racing	11	20:58.706	1 Lap	5.284	93.40	1:48.772	11

NOT CLASSIFIED

DNF	11	Cup	Shane KELLY	F308 - University of Wolverhampton Racing	1	1:55.555	11 Laps	10 Laps	92.49	1:55.555	1
DNF	77	Cup	Roberto TIRONE	F308 - Stanbridge Motorsport	0						

FASTEST LAP

28	INV	Stefano LEANEY	F317 - CF Racing	8	1:42.547	104.22 mph	167.73 kph
7	Cup	Chris DITTMANN	F312 - Chris Dittmann Racing	9	1:43.114	103.65 mph	166.81 kph

Weather / Track : Bright / Dry

These results are provisional until the conclusion of any judicial and technical matters.

Snetterton 300

Circuit Length = 2.9689 miles

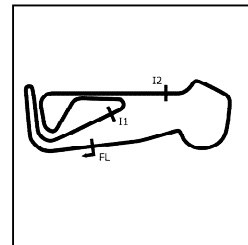
Start: 17:57 Flag 18:18 End: 18:19

Clerk Of Course :

Timekeeper :

F3 Cup Championship

RACE 18 - SECTOR ANALYSIS



SECTOR 1 = FL to I1, SECTOR 2 = I1 to I2, SECTOR 3 = I2 to FL, DIFF = Difference To Personal Best Lap, P = Crossed Finish Line in Pit Lane, D = Time Disallowed

P1		28 INV		Stefano LEANEY		F317 - CF Racing				
IDEAL LAP TIME : 1:42.547		BEST LAP TIME : 1:42.547		DIFFERENCE : 0.000						
LAP	SECTOR 1		SECTOR 2		SECTOR 3		LAP TIME	MPH	DIFF	TIME OF DAY
1 -		124.9	38.188	134.7	34.217	130.8	1:50.759	96.49	8.212	17:59:36.016
2 -	32.392	125.9	37.684	135.5	34.045	130.8	1:44.121	102.65	1.574	18:01:20.137
3 -	32.076	126.1	38.671	136.1	33.661	132.1	1:44.408	102.36	1.861	18:03:04.545
4 -	32.061	127.3	37.544	135.8	33.947	131.3	1:43.552	103.21	1.005	18:04:48.097
5 -	32.039	126.3	37.714	136.6	33.897	130.5	1:43.650	103.11	1.103	18:06:31.747
6 -	32.329	126.6	37.350	136.3	34.086	131.8	1:43.765	103.00	1.218	18:08:15.512
7 -	32.025	127.3	37.204	136.6	33.814	132.1	1:43.043 (2)	103.72	0.496	18:09:58.555
8 -	31.871	126.8	37.204	136.9	33.472	132.1	1:42.547 (1)	104.22		18:11:41.102
9 -	32.048	126.8	37.220	136.9	33.874	130.3	1:43.142 (3)	103.62	0.595	18:13:24.244
10 -	31.985	127.3	37.559	136.6	33.603	132.1	1:43.147	103.61	0.600	18:15:07.391
11 -	32.011	127.8	38.208	136.9	33.756	132.1	1:43.975	102.79	1.428	18:16:51.366
12 -	31.902	127.0	37.443	139.2	34.184	132.1	1:43.529	103.23	0.982	18:18:34.895

P2		1 Cup		Cian CAREY		F311 - Chris Dittmann Racing				
IDEAL LAP TIME : 1:43.316		BEST LAP TIME : 1:43.426		DIFFERENCE : 0.110						
LAP	SECTOR 1		SECTOR 2		SECTOR 3		LAP TIME	MPH	DIFF	TIME OF DAY
1 -		121.3	40.088	133.9	34.830	130.8	1:53.037	94.55	9.611	17:59:38.294
2 -	33.118	124.5	38.219	135.2	34.247	130.5	1:45.584	101.22	2.158	18:01:23.878
3 -	32.800	124.2	38.488	135.0	34.021	131.0	1:45.309	101.49	1.883	18:03:09.187
4 -	32.607	125.4	37.889	134.7	33.983	130.5	1:44.479	102.29	1.053	18:04:53.666
5 -	32.363	125.2	37.702	135.0	33.992	130.8	1:44.057	102.71	0.631	18:06:37.723
6 -	32.205	125.2	37.598	135.0	34.024	130.8	1:43.827	102.94	0.401	18:08:21.550
7 -	32.373	125.2	37.465	135.2	33.938	130.8	1:43.776 (2)	102.99	0.350	18:10:05.326
8 -	32.256	124.7	37.655	135.5	33.985	130.5	1:43.896	102.87	0.470	18:11:49.222
9 -	32.058	125.4	37.378	135.2	33.990	130.5	1:43.426 (1)	103.34		18:13:32.648
10 -	32.255	125.4	37.447	134.7	34.076	130.8	1:43.778 (3)	102.98	0.352	18:15:16.426
11 -	32.376	124.5	37.707	135.0	33.880	131.3	1:43.963	102.80	0.537	18:17:00.389
12 -	32.555	124.2	37.705	135.0	34.472	130.5	1:44.732	102.05	1.306	18:18:45.121

P3		7 Cup		Chris DITTMANN		F312 - Chris Dittmann Racing				
IDEAL LAP TIME : 1:43.114		BEST LAP TIME : 1:43.114		DIFFERENCE : 0.000						
LAP	SECTOR 1		SECTOR 2		SECTOR 3		LAP TIME	MPH	DIFF	TIME OF DAY
1 -		123.8	39.446	136.6	35.372	130.3	1:54.786	93.11	11.672	17:59:40.043
2 -	33.037	125.2	38.097	136.1	34.368	131.0	1:45.502	101.30	2.388	18:01:25.545
3 -	32.653	126.1	38.520	135.8	34.501	131.8	1:45.674	101.14	2.560	18:03:11.219
4 -	32.497	127.0	37.723	135.8	34.112	131.5	1:44.332	102.44	1.218	18:04:55.551
5 -	32.261	127.0	37.384	136.6	33.892	131.5	1:43.537	103.22	0.423	18:06:39.088
6 -	32.149	126.6	37.614	136.9	34.139	131.3	1:43.902	102.86	0.788	18:08:22.990
7 -	32.121	127.5	37.475	136.9	33.807	132.1	1:43.403 (2)	103.36	0.289	18:10:06.393
8 -	32.255	126.8	37.383	137.5	33.896	131.5	1:43.534 (3)	103.23	0.420	18:11:49.927
9 -	32.038	127.8	37.280	138.0	33.796	132.6	1:43.114 (1)	103.65		18:13:33.041
10 -	32.263	128.5	37.395	138.3	33.950	133.9	1:43.608	103.15	0.494	18:15:16.649
11 -	32.363	127.5	37.861	138.3	33.829	133.6	1:44.053	102.71	0.939	18:17:00.702
12 -	32.320	128.0	37.804	139.2	34.383	131.8	1:44.507	102.27	1.393	18:18:45.209

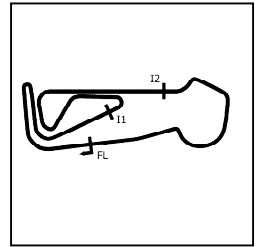
P4		10 Cup		Darragh DALY		F308 - Team Fox Racing				
IDEAL LAP TIME : 1:44.703		BEST LAP TIME : 1:44.928		DIFFERENCE : 0.225						
LAP	SECTOR 1		SECTOR 2		SECTOR 3		LAP TIME	MPH	DIFF	TIME OF DAY
1 -		121.7	39.959	135.0	35.269	130.3	1:55.324	92.67	10.396	17:59:40.581
2 -	33.207	124.9	38.595	134.7	34.524	129.3	1:46.326	100.52	1.398	18:01:26.907
3 -	32.746	124.7	38.347	135.5	34.600	129.5	1:45.693	101.12	0.765	18:03:12.600
4 -	32.496	125.9	37.958	133.9	35.350	128.3	1:45.804	101.01	0.876	18:04:58.404
5 -	32.696	124.0	38.388	134.4	34.663	129.0	1:45.747	101.07	0.819	18:06:44.151
6 -	32.560	124.0	38.178	134.4	35.026	129.3	1:45.764	101.05	0.836	18:08:29.915
7 -	32.377	124.9	38.259	133.9	34.692	129.5	1:45.328 (2)	101.47	0.400	18:10:15.243
8 -	32.277	125.2	37.902	134.7	34.749	129.5	1:44.928 (1)	101.86		18:12:00.171
9 -	32.559	125.2	37.931	134.2	34.938	128.8	1:45.428 (3)	101.37	0.500	18:13:45.599

Weather / Track : Bright / Dry

Snetterton 300
Circuit Length = 2.9689 miles
Start: 17:57 Flag 18:18 End: 18:19

F3 Cup Championship

RACE 18 - SECTOR ANALYSIS



SECTOR 1 = FL to I1, SECTOR 2 = I1 to I2, SECTOR 3 = I2 to FL, DIFF = Difference To Personal Best Lap, P = Crossed Finish Line in Pit Lane, D = Time Disallowed

10 -	32.499	125.2	38.687	131.3	35.232	129.5	1:46.418	100.43	1.490	18:15:32.017
11 -	32.461	124.9	38.945	134.2	35.099	130.0	1:46.505	100.35	1.577	18:17:18.522
12 -	33.220	123.8	38.797	133.9	35.536	129.5	1:47.553	99.37	2.625	18:19:06.075

P5		5 Cup		George LINE		F310 - CF Racing				
IDEAL LAP TIME : 1:45.593		BEST LAP TIME : 1:46.130		DIFFERENCE : 0.537						
LAP	SECTOR 1		SECTOR 2		SECTOR 3		LAP TIME	MPH	DIFF	TIME OF DAY
1 -		123.1	39.836	138.6	35.347	133.6	1:55.696	92.38	9.566	17:59:40.953
2 -	34.269	125.2	38.498	136.9	34.440	131.8	1:47.207	99.69	1.077	18:01:28.160
3 -	33.280	125.9	38.623	136.9	34.713	132.1	1:46.616	100.24	0.486	18:03:14.776
4 -	33.074	126.6	38.551	136.1	34.980	132.3	1:46.605	100.25	0.475	18:05:01.381
5 -	33.112	126.3	38.613	136.9	34.814	132.3	1:46.539	100.32	0.409	18:06:47.920
6 -	33.265	126.3	38.416	136.6	34.682	132.1	1:46.363 (3)	100.48	0.233	18:08:34.283
7 -	32.813	127.3	38.340	137.2	34.977	132.1	1:46.130 (1)	100.70		18:10:20.413
8 -	33.002	126.8	38.361	137.2	34.926	131.8	1:46.289 (2)	100.55	0.159	18:12:06.702
9 -	32.956	126.6	38.691	136.6	34.905	131.5	1:46.552	100.30	0.422	18:13:53.254
10 -	33.170	126.3	38.704	136.1	35.072	132.3	1:46.946	99.93	0.816	18:15:40.200
11 -	32.910	126.3	38.611	136.6	34.854	132.6	1:46.375	100.47	0.245	18:17:26.575
12 -	33.292	125.9	38.949	136.3	35.451	131.3	1:47.692	99.24	1.562	18:19:14.267

P6		2 Cup		Stuart WILTSHIRE		F308 - CF Racing/JSM Group				
IDEAL LAP TIME : 1:46.148		BEST LAP TIME : 1:46.205		DIFFERENCE : 0.057						
LAP	SECTOR 1		SECTOR 2		SECTOR 3		LAP TIME	MPH	DIFF	TIME OF DAY
1 -		124.5	40.538	135.5	35.624	130.5	1:57.916	90.64	11.711	17:59:43.173
2 -	33.360	124.0	39.959	133.9	34.916	131.0	1:48.235	98.74	2.030	18:01:31.408
3 -	33.323	124.2	39.365	134.4	34.771	131.5	1:47.459	99.46	1.254	18:03:18.867
4 -	33.139	124.2	38.958	133.6	34.919	130.3	1:47.016	99.87	0.811	18:05:05.883
5 -	33.257	123.5	38.677	134.4	34.831	131.3	1:46.765	100.10	0.560	18:06:52.648
6 -	32.996	124.2	38.427	134.4	34.782	130.8	1:46.205 (1)	100.63		18:08:38.853
7 -	32.957	124.5	38.566	133.6	34.764	131.3	1:46.287 (2)	100.55	0.082	18:10:25.140
8 -	33.062	123.8	38.628	134.2	34.992	130.5	1:46.682	100.18	0.477	18:12:11.822
9 -	33.196	124.0	38.509	133.9	34.914	130.5	1:46.619 (3)	100.24	0.414	18:13:58.441
10 -	33.243	124.2	38.715	133.4	35.114	131.3	1:47.072	99.82	0.867	18:15:45.513
11 -	33.032	123.5	38.745	133.9	35.045	131.5	1:46.822	100.05	0.617	18:17:32.335
12 -	33.255	123.1	38.764	133.9	35.149	130.8	1:47.168	99.73	0.963	18:19:19.503

P7		17 Cup		Patrick JEANS		F312 - Chris Dittmann Racing				
IDEAL LAP TIME : 1:45.432		BEST LAP TIME : 1:45.432		DIFFERENCE : 0.000						
LAP	SECTOR 1		SECTOR 2		SECTOR 3		LAP TIME	MPH	DIFF	TIME OF DAY
1 -		123.8	40.326	135.2	36.339	132.1	1:58.117	90.48	12.685	17:59:43.374
2 -	34.622	123.8	41.180	135.5	36.256	130.3	1:52.058	95.37	6.626	18:01:35.432
3 -	34.102	123.5	40.110	136.3	35.702	132.1	1:49.914	97.24	4.482	18:03:25.346
4 -	34.205	122.9	39.214	135.2	35.669	130.0	1:49.088	97.97	3.656	18:05:14.434
5 -	33.593	124.0	39.124	135.2	35.408	130.8	1:48.125	98.84	2.693	18:07:02.559
6 -	33.647	124.0	38.706	135.8	35.982	130.5	1:48.335	98.65	2.903	18:08:50.894
7 -	33.287	124.9	38.468	135.8	35.017	131.5	1:46.772	100.10	1.340	18:10:37.666
8 -	32.878	124.2	38.496	136.1	34.821	131.3	1:46.195 (2)	100.64	0.763	18:12:23.861
9 -	33.291	124.9	38.237	135.5	34.925	131.5	1:46.453 (3)	100.40	1.021	18:14:10.314
10 -	32.778	125.4	38.085	135.2	34.569	131.8	1:45.432 (1)	101.37		18:15:55.746
11 -	32.888	124.7	38.840	135.8	34.765	131.8	1:46.493	100.36	1.061	18:17:42.239
12 -	32.840	124.5	39.060	135.0	35.181	131.3	1:47.081	99.81	1.649	18:19:29.320

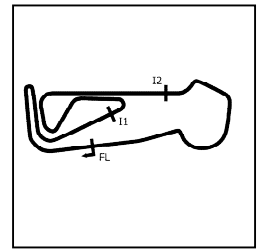
P8		27 Cup		Tony BISHOP		F314 - CF Racing / Hardall Holdings				
IDEAL LAP TIME : 1:44.980		BEST LAP TIME : 1:45.178		DIFFERENCE : 0.198						
LAP	SECTOR 1		SECTOR 2		SECTOR 3		LAP TIME	MPH	DIFF	TIME OF DAY
1 -		123.3	40.938	134.4	36.639	130.5	2:00.971	88.35	15.793	17:59:46.228
2 -	34.148	124.7	39.583	137.5	35.599	130.5	1:49.330	97.75	4.152	18:01:35.558
3 -	34.055	125.6	38.659	136.3	34.943	131.3	1:47.657	99.27	2.479	18:03:23.215
4 -	33.006	125.4	38.766	135.8	34.939	131.0	1:46.711	100.15	1.533	18:05:09.926
5 -	33.136	125.9	38.524	135.8	35.026	131.5	1:46.686	100.18	1.508	18:06:56.612

Weather / Track : Bright / Dry

Snetterton 300
Circuit Length = 2.9689 miles
Start: 17:57 Flag 18:18 End: 18:19

F3 Cup Championship

RACE 18 - SECTOR ANALYSIS



SECTOR 1 = FL to I1, SECTOR 2 = I1 to I2, SECTOR 3 = I2 to FL, DIFF = Difference To Personal Best Lap, P = Crossed Finish Line in Pit Lane, D = Time Disallowed

6 -	33.128	125.9	38.100	136.6	45.360	128.8	1:56.588	91.67	11.410	18:08:53.200
7 -	35.100	125.4	38.608	136.3	35.448	131.3	1:49.156	97.91	3.978	18:10:42.356
8 -	33.394	125.9	38.197	135.5	34.814	131.3	1:46.405	100.44	1.227	18:12:28.761
9 -	32.944	126.3	38.002	136.6	34.533	131.0	1:45.479 (3)	101.32	0.301	18:14:14.240
10 -	32.776	126.8	37.925	135.8	34.591	131.3	1:45.292 (2)	101.50	0.114	18:15:59.532
11 -	32.522	125.9	38.001	136.6	34.655	131.5	1:45.178 (1)	101.61		18:17:44.710
12 -	32.886	126.6	39.575	136.1	34.832	130.0	1:47.293	99.61	2.115	18:19:32.003

P9	6 Cup	Adrian HOLEY	F308 - Stanbridge Motorsport							
IDEAL LAP TIME : 1:50.217		BEST LAP TIME : 1:51.001		DIFFERENCE : 0.784						

LAP	SECTOR 1		SECTOR 2		SECTOR 3		LAP TIME	MPH	DIFF	TIME OF DAY
1 -		117.3	43.259	130.3	37.337	128.8	2:05.048	85.47	14.047	17:59:50.305
2 -	37.513	121.7	41.376	131.5	38.808	127.8	1:57.697	90.81	6.696	18:01:48.002
3 -	36.099	122.2	41.196	131.5	37.192	128.0	1:54.487	93.35	3.486	18:03:42.489
4 -	35.973	122.0	40.695	131.5	36.870	128.0	1:53.538	94.13	2.537	18:05:36.027
5 -	34.970	122.2	40.405	131.8	36.998	128.0	1:52.373	95.11	1.372	18:07:28.400
6 -	34.926	122.2	40.055	131.8	36.443	128.0	1:51.424 (3)	95.92	0.423	18:09:19.824
7 -	35.029	122.4	39.329	132.1	36.643	128.3	1:51.001 (1)	96.28		18:11:10.825
8 -	34.445	122.6	40.084	131.8	36.852	127.8	1:51.381 (2)	95.95	0.380	18:13:02.206
9 -	34.960	122.4	39.764	129.8	36.857	128.0	1:51.581	95.78	0.580	18:14:53.787
10 -	35.217	121.5	39.933	132.1	36.948	129.0	1:52.098	95.34	1.097	18:16:45.885
11 -	34.867	121.5	39.824	132.6	38.103	127.5	1:52.794	94.75	1.793	18:18:38.679

P10	8 Cup	Daniel TAPINOS	F311 - Chris Dittmann Racing							
IDEAL LAP TIME : 1:48.447		BEST LAP TIME : 1:48.772		DIFFERENCE : 0.325						

LAP	SECTOR 1		SECTOR 2		SECTOR 3		LAP TIME	MPH	DIFF	TIME OF DAY
1 -		120.4	41.046	131.3	39.396	123.3	2:04.829	85.62	16.057	17:59:50.086
2 -	35.945	120.0	40.758	132.1	56.735	125.9	2:13.438	80.09	24.666	18:02:03.524
3 -	36.489	119.6	41.593	131.3	37.644	127.5	1:55.726	92.35	6.954	18:03:59.250
4 -	34.984	119.8	40.542	131.8	37.099	127.3	1:52.625	94.89	3.853	18:05:51.875
5 -	35.052	120.9	39.741	132.3	36.709	127.8	1:51.502	95.85	2.730	18:07:43.377
6 -	34.172	121.5	39.355	132.1	36.477	127.8	1:50.004 (3)	97.16	1.232	18:09:33.381
7 -	34.462	121.1	39.991	132.6	36.293	127.8	1:50.746	96.50	1.974	18:11:24.127
8 -	34.603	121.5	39.522	132.3	36.618	127.0	1:50.743	96.51	1.971	18:13:14.870
9 -	34.201	121.3	39.491	132.6	36.238	128.0	1:49.930 (2)	97.22	1.158	18:15:04.800
10 -	34.142	121.3	40.420	133.4	35.829	128.5	1:50.391	96.82	1.619	18:16:55.191
11 -	33.634	122.4	38.984	132.8	36.154	125.2	1:48.772 (1)	98.26		18:18:43.963

P11	11 Cup	Shane KELLY	F308 - University of Wolverhampton Racing							
IDEAL LAP TIME : 1:50.952		BEST LAP TIME : 1:55.555		DIFFERENCE : 4.603						

LAP	SECTOR 1		SECTOR 2		SECTOR 3		LAP TIME	MPH	DIFF	TIME OF DAY
1 -		122.6	39.599	132.8	36.515	129.8	1:55.555 (1)	92.49		17:59:40.812

Weather / Track : Bright / Dry

Snetterton 300
 Circuit Length = 2.9689 miles
 Start: 17:57 Flag 18:18 End: 18:19

F3 Cup Championship

RACE 18 - BEST SPEEDS

POS	INTERMEDIATE 1			INTERMEDIATE 2			FINISH LINE		
	NO	NAME	MPH	NO	NAME	MPH	NO	NAME	MPH
1	7	DITTMANN	128.5	28	LEANEY	139.2	7	DITTMANN	133.9
2	28	LEANEY	127.8	7	DITTMANN	139.2	5	LINE	133.6
3	5	LINE	127.3	5	LINE	138.6	28	LEANEY	132.1
4	27	BISHOP	126.8	27	BISHOP	137.5	17	JEANS	132.1
5	10	DALY	125.9	17	JEANS	136.3	2	WILTSHIRE	131.5
6	1	CAREY	125.4	1	CAREY	135.5	27	BISHOP	131.5
7	17	JEANS	125.4	10	DALY	135.5	1	CAREY	131.3
8	11	KELLY	124.9	2	WILTSHIRE	135.5	10	DALY	130.3
9	2	WILTSHIRE	124.5	8	TAPINOS	133.4	11	KELLY	129.8
10	6	HOLEY	122.6	11	KELLY	132.8	6	HOLEY	129.0
11	8	TAPINOS	122.4	6	HOLEY	132.6	8	TAPINOS	128.5
12	77	TIRONE	105.0	77	TIRONE	82.0			

Weather / Track : Bright / Dry

Results can be found at www.tsl-timing.com

Snetterton 300
 Circuit Length = 2.9689 miles
 Start: 17:57 Flag 18:18 End: 18:19

Printed - 18:20 Sunday, 12 May 2019

F3 Cup Championship

RACE 18 - BEST SECTORS

SECTOR 1			SECTOR 2			SECTOR 3			IDEAL / BEST COMPARISON						
POS	NO	NAME	TIME	NO	NAME	TIME	NO	NAME	TIME	POS	NO	NAME	IDEAL	BEST	DIFF
													PERFECT LAP	1:42.547	
1	28	LEANEY	31.871	28	LEANEY	37.204	28	LEANEY	33.472	1	28	LEANEY	1:42.547	1:42.547	0.000
2	7	DITTMANN	32.038	7	DITTMANN	37.280	7	DITTMANN	33.796	2	7	DITTMANN	1:43.114	1:43.114	0.000
3	1	CAREY	32.058	1	CAREY	37.378	1	CAREY	33.880	3	1	CAREY	1:43.316	1:43.426	0.110
4	10	DALY	32.277	10	DALY	37.902	5	LINE	34.440	4	10	DALY	1:44.703	1:44.928	0.225
5	27	BISHOP	32.522	27	BISHOP	37.925	10	DALY	34.524	5	27	BISHOP	1:44.980	1:45.178	0.198
6	17	JEANS	32.778	17	JEANS	38.085	27	BISHOP	34.533	6	17	JEANS	1:45.432	1:45.432	0.000
7	5	LINE	32.813	5	LINE	38.340	17	JEANS	34.569	7	5	LINE	1:45.593	1:46.130	0.537
8	2	WILTSHIRE	32.957	2	WILTSHIRE	38.427	2	WILTSHIRE	34.764	8	2	WILTSHIRE	1:46.148	1:46.205	0.057
9	8	TAPINOS	33.634	8	TAPINOS	38.984	8	TAPINOS	35.829	9	8	TAPINOS	1:48.447	1:48.772	0.325
10	6	HOLEY	34.445	6	HOLEY	39.329	6	HOLEY	36.443	10	6	HOLEY	1:50.217	1:51.001	0.784
11	11	KELLY	34.838	11	KELLY	39.599	11	KELLY	36.515	11	11	KELLY	1:50.952	1:55.555	4.603
12				77	TIRONE	51.443									

Weather / Track : Bright / Dry

Results can be found at www.tsl-timing.com

Snetterton 300
 Circuit Length = 2.9689 miles
 Start: 17:57 Flag 18:18 End: 18:19

Printed - 18:20 Sunday, 12 May 2019

F3 Cup Championship

RACE 18 - LAP CHART

LAP 1 @ 17:59:36.016			LAP 2 @ 18:01:20.137			LAP 3 @ 18:03:04.545			LAP 4 @ 18:04:48.097			LAP 5 @ 18:06:31.747		
NO	BEHIND	LAP TIME	NO	BEHIND	LAP TIME	NO	BEHIND	LAP TIME	NO	BEHIND	LAP TIME	NO	BEHIND	LAP TIME
28		1:50.759	28		1:44.121	28		1:44.408	28		1:43.552	28		1:43.650
1	2.278	1:53.037	1	3.741	1:45.584	1	4.642	1:45.309	1	5.569	1:44.479	1	5.976	1:44.057
7	4.027	1:54.786	7	5.408	1:45.502	7	6.674	1:45.674	7	7.454	1:44.332	7	7.341	1:43.537
10	4.565	1:55.324	10	6.770	1:46.326	10	8.055	1:45.693	10	10.307	1:45.804	10	12.404	1:45.747
11	4.796	1:55.555	5	8.023	1:47.207	5	10.231	1:46.616	5	13.284	1:46.605	5	16.173	1:46.539
5	4.937	1:55.696	2	11.271	1:48.235	2	14.322	1:47.459	2	17.786	1:47.016	2	20.901	1:46.765
2	7.157	1:57.916	17	15.295	1:52.058	27	18.670	1:47.657	27	21.829	1:46.711	27	24.865	1:46.686
17	7.358	1:58.117	27	15.421	1:49.330	17	20.801	1:49.914	17	26.337	1:49.088	17	30.812	1:48.125
27	10.212	2:00.971	6	27.865	1:57.697	6	37.944	1:54.487	6	47.930	1:53.538	6	56.653	1:52.373
8	14.070	2:04.829	8	43.387	2:13.438	8	54.705	1:55.726	8	1:03.778	1:52.625	8	1:11.630	1:51.502
6	14.289	2:05.048												

Weather / Track : Bright / Dry

F3 Cup Championship

RACE 18 - LAP CHART

LAP 6 @ 18:08:15.512			LAP 7 @ 18:09:58.555			LAP 8 @ 18:11:41.102			LAP 9 @ 18:13:24.244			LAP 10 @ 18:15:07.391		
NO	BEHIND	LAP TIME	NO	BEHIND	LAP TIME	NO	BEHIND	LAP TIME	NO	BEHIND	LAP TIME	NO	BEHIND	LAP TIME
28		1:43.765	28		1:43.043	28		1:42.547	28		1:43.142	28		1:43.147
1	6.038	1:43.827	1	6.771	1:43.776	1	8.120	1:43.896	1	8.404	1:43.426	1	9.035	1:43.778
7	7.478	1:43.902	7	7.838	1:43.403	7	8.825	1:43.534	7	8.797	1:43.114	7	9.258	1:43.608
10	14.403	1:45.764	10	16.688	1:45.328	10	19.069	1:44.928	10	21.355	1:45.428	10	24.626	1:46.418
5	18.771	1:46.363	5	21.858	1:46.130	5	25.600	1:46.289	5	29.010	1:46.552	5	32.809	1:46.946
2	23.341	1:46.205	2	26.585	1:46.287	2	30.720	1:46.682	2	34.197	1:46.619	2	38.122	1:47.072
17	35.382	1:48.335	17	39.111	1:46.772	17	42.759	1:46.195	17	46.070	1:46.453	17	48.355	1:45.432
27	37.688	1:56.588	27	43.801	1:49.156	27	47.659	1:46.405	27	49.996	1:45.479	27	52.141	1:45.292
6	1:04.312	1:51.424	6	1:12.270	1:51.001	6	1:21.104	1:51.381	6	1:29.543	1:51.581	6	1:38.494	1:52.098
8	1:17.869	1:50.004	8	1:25.572	1:50.746	8	1:33.768	1:50.743	8	1:40.556	1:49.930			

Weather / Track : Bright / Dry

F3 Cup Championship

RACE 18 - LAP CHART

LAP 11 @ 18:16:51.366			LAP 12 @ 18:18:34.895		
NO	BEHIND	LAP TIME	NO	BEHIND	LAP TIME
28		1:43.975	28		1:43.529
8	1 Lap	1:50.391	6	1 Lap	1:52.794
1	9.023	1:43.963	8	1 Lap	1:48.772
7	9.336	1:44.053	1	10.226	1:44.732
10	27.156	1:46.505	7	10.314	1:44.507
5	35.209	1:46.375	10	31.180	1:47.553
2	40.969	1:46.822	5	39.372	1:47.692
17	50.873	1:46.493	2	44.608	1:47.168
27	53.344	1:45.178	17	54.425	1:47.081
			27	57.108	1:47.293

Weather / Track : Bright / Dry

Results can be found at www.tsl-timing.com

Page 3 of 3

Snetterton 300
 Circuit Length = 2.9689 miles
 Start: 17:57 Flag 18:18 End: 18:19

Printed - 18:20 Sunday, 12 May 2019

F3 Cup Championship

RACE 18 - POSITION CHART

No	Name	Lap Pos	Lap												
			1	2	3	4	5	6	7	8	9	10	11	12	
1	CAREY	1	28	28	28	28	28	28	28	28	28	28	28	28	28
7	DITTMANN	2	1	1	1	1	1	1	1	1	1	1	1	1	1
28	LEANAY	3	7	7	7	7	7	7	7	7	7	7	7	7	7
5	LINE	4	10	10	10	10	10	10	10	10	10	10	10	10	10
11	KELLY	5	11	5	5	5	5	5	5	5	5	5	5	5	5
10	DALY	6	5	2	2	2	2	2	2	2	2	2	2	2	2
17	JEANS	7	2	17	27	27	27	27	17	17	17	17	17	17	17
2	WILTSHIRE	8	17	27	17	17	17	17	27	27	27	27	27	27	27
27	BISHOP	9	27	6	6	6	6	6	6	6	6	6	6	6	6
6	HOLEY	10	8	8	8	8	8	8	8	8	8	8	8	8	8
8	TAPINOS	11	6												
77	TIRONE	12													

Weather / Track : Bright / Dry

Results can be found at www.tsl-timing.com

Snetterton 300
 Circuit Length = 2.9689 miles
 Start: 17:57 Flag 18:18 End: 18:19

Printed - 18:20 Sunday, 12 May 2019

F3 Cup Championship

RACE 18 - STATISTICS

Competitors Started 12
Planned Start 2019-05-12 @ 18:05:00.000
Actual Start 2019-05-12 @ 17:57:45.256
Finish Time 2019-05-12 @ 18:18:33.677
Track Length 2.9689mi.
Total Laps 119
Total Distance Covered 353.3004mi.

Session Fastest Lap History

NO	CL	NAME	LAP TIME	TIME OF DAY	LAP	VEHICLE
28	INV	Stefano LEANEY	1:50.759	17:59:36.051	1	F317
28	INV	Stefano LEANEY	1:44.121	18:01:20.172	2	F317
28	INV	Stefano LEANEY	1:43.552	18:04:48.132	4	F317
7	Cup	Chris DITTMANN	1:43.537	18:06:39.123	5	F312
28	INV	Stefano LEANEY	1:43.043	18:09:58.590	7	F317
28	INV	Stefano LEANEY	1:42.547	18:11:41.137	8	F317

Session Leader History

NO	CL	NAME	FROM LAP	LAPS LED	DISTANCE	VEHICLE
28	INV	Stefano LEANEY	1	12	32.65 miles	F317

Flag History

TYPE	TIME OF DAY
GREEN	17:57:45.256
FINISH	18:18:33.677

Flag Statistics

TYPE	COUNT	TOTAL LAPS	TOTAL TIME
Green	1	12	21:56.117
Red	0	0	0.000
Safety Car	0	0	0.000
FCY	0	0	0.000

Weather / Track : Bright / Dry

These results are provisional until the conclusion of any judicial and technical matters.

Snetterton 300

Circuit Length = 2.9689 miles

Start: 17:57 Flag 18:18 End: 18:19

Clerk Of Course :

Timekeeper :

F3 Cup Championship

RACE 18 - STATISTICS

CLASS : Cup

11 Starters

Fastest Lap History

NO	NAME	LAP TIME	TIME OF DAY	LAP	VEHICLE
1	Cian CAREY	1:53.037	17:59:38.329	1	F311
1	Cian CAREY	1:45.584	18:01:23.913	2	F311
7	Chris DITTMANN	1:45.502	18:01:25.581	2	F312
1	Cian CAREY	1:45.309	18:03:09.221	3	F311
1	Cian CAREY	1:44.479	18:04:53.701	4	F311
7	Chris DITTMANN	1:44.332	18:04:55.586	4	F312
1	Cian CAREY	1:44.057	18:06:37.757	5	F311
7	Chris DITTMANN	1:43.537	18:06:39.123	5	F312
7	Chris DITTMANN	1:43.403	18:10:06.428	7	F312
7	Chris DITTMANN	1:43.114	18:13:33.076	9	F312

Leader History

NO	NAME	FROM LAP	LAPS LED	DISTANCE	VEHICLE
1	Cian CAREY	1	12	32.65 miles	F311

Weather / Track : Bright / Dry

These results are provisional until the conclusion of any judicial and technical matters.

Snetterton 300

Circuit Length = 2.9689 miles

Start: 17:57 Flag 18:18 End: 18:19

Clerk Of Course :

Timekeeper :

F3 Cup Championship
RACE 18 - STATISTICS

CLASS : INV

1 Starters

Fastest Lap History

NO	NAME	LAP TIME	TIME OF DAY	LAP	VEHICLE
28	Stefano LEANEY	1:50.759	17:59:36.051	1	F317
28	Stefano LEANEY	1:44.121	18:01:20.172	2	F317
28	Stefano LEANEY	1:43.552	18:04:48.132	4	F317
28	Stefano LEANEY	1:43.043	18:09:58.590	7	F317
28	Stefano LEANEY	1:42.547	18:11:41.137	8	F317

Leader History

NO	NAME	FROM LAP	LAPS LED	DISTANCE	VEHICLE
28	Stefano LEANEY	1	12	32.65 miles	F317

Weather / Track : Bright / Dry

These results are provisional until the conclusion of any judicial and technical matters.

Snetterton 300

Circuit Length = 2.9689 miles

Start: 17:57 Flag 18:18 End: 18:19

Clerk Of Course :

Timekeeper :