



# F3 CUP CHAMPIONSHIP

**Silverstone GP Circuit**

**17<sup>th</sup> / 18<sup>th</sup> August 2019**



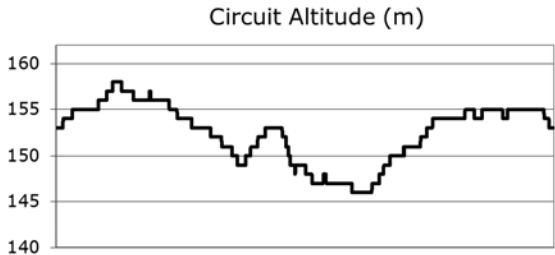
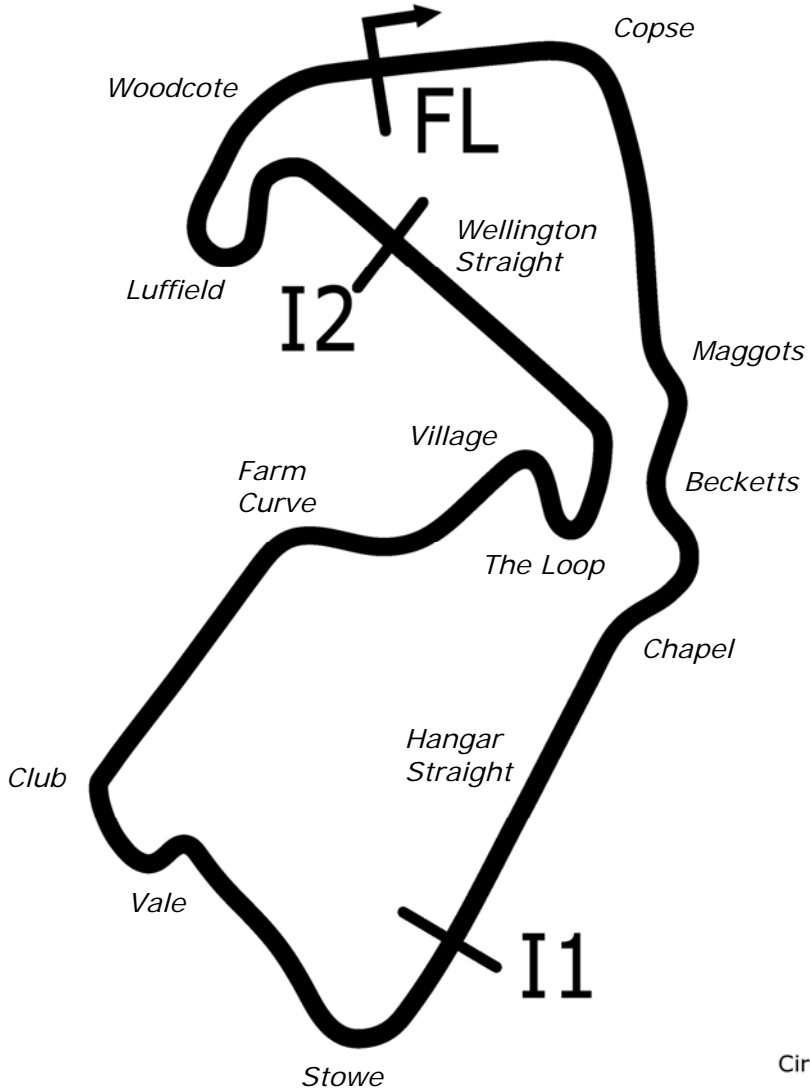
Results Provided by Timing Solutions Ltd  
[www.tsl-timing.com](http://www.tsl-timing.com)

# Silverstone GP



SPORTS TIMING

TIMING SOLUTIONS LTD



Length	3.6605 miles	5891.0 m	
FL		52.07872 N	1.01711 W
I1	2033m	52.06559 N	1.01486 W
I2	4857m	52.07603 N	1.01669 W
Pit Entry	5839m	52.07859 N	1.01758 W
Pit Exit	305m after FL	52.07880 N	1.01268 W
Pit Entry-Pit Exit 336m, 20.1s @60kph, 15.1s @80kph			

All results available at [www.tsl-timing.com](http://www.tsl-timing.com)

## F3 Cup Championship

### QUALIFYING - RACE 9 - CLASSIFICATION

POS	NO	CL	PIC NAME	ENTRY	TIME	ON	LAPS	GAP	DIFF	MPH
1	28	Cup	1 Stefano LEANEY	F313 - CF Racing	1:54.418	8	10			115.17
2	1	Cup	2 Cian CAREY	F311 - Chris Dittmann Racing	1:54.510	10	11	0.092	0.092	115.07
3	5	Cup	3 George LINE	F310 - CF Racing	1:55.259	9	10	0.841	0.749	114.33
4	27	Cup	4 Tony BISHOP	F314 - CF Racing / Hardall Holdings	1:55.775	8	10	1.357	0.516	113.82
5	2	Cup	5 Stuart WILTSHIRE	F308 - CF Racing/JSM Group	1:55.781	10	10	1.363	0.006	113.81
6	9*	Inv	1 Stephen FITZPATRICK	F308 - Team Fox Racing	1:56.151	7	10	1.733	0.370	113.45
7	11	Cup	6 Shane KELLY	F308 - University of Wolverhampton Racing	1:56.634	10	10	2.216	0.483	112.98
8	10	Cup	7 Darragh DALY	F308 - Team Fox Racing	1:59.144	7	7	4.726	2.510	110.60
9	18*	Cup	8 David GILLET	F312 - Chris Dittmann Racing	2:00.239	5	10	5.821	1.095	109.59
10	6	Cup	9 Adrian HOLEY	F308 - Stanbridge Motorsport	2:05.536	4	6	11.118	5.297	104.97

\*Car 18 requires a working transponder - Regulation Q12.2.1 refers.  
No. 9 - 1 Lap time disallowed; exceeding track limits.

Silverstone GP  
Circuit Length = 3.6604 miles  
Start: 15:52 Flag 16:12 End: 16:14

Weather / Track : Sunny / Dry

These results are provisional until the conclusion of any judicial and technical matters.

Clerk Of Course :

Steward :

Timekeeper :

Results can be found at [www.tsl-timing.com](http://www.tsl-timing.com)

Printed - 16:14 Saturday, 17 August 2019



## F3 Cup Championship

### QUALIFYING - RACE 13 - 2ND FASTEST CLASSIFICATION

POS	NO	CL	PIC NAME	ENTRY	TIME	ON	LAPS	GAP	DIFF	MPH
1	28	Cup	1 Stefano LEANEY	F313 - CF Racing	1:54.574	7	10			115.01
2	1	Cup	2 Cian CAREY	F311 - Chris Dittmann Racing	1:54.845	8	11	0.271	0.271	114.74
3	5	Cup	3 George LINE	F310 - CF Racing	1:55.356	10	10	0.782	0.511	114.23
4	27	Cup	4 Tony BISHOP	F314 - CF Racing / Hardall Holdings	1:56.073	10	10	1.499	0.717	113.53
5	2	Cup	5 Stuart WILTSHIRE	F308 - CF Racing/JSM Group	1:56.601	6	10	2.027	0.528	113.01
6	11	Cup	6 Shane KELLY	F308 - University of Wolverhampton Racing	1:56.991	8	10	2.417	0.390	112.63
7	9*	Inv	1 Stephen FITZPATRICK	F308 - Team Fox Racing	1:57.019	8	10	2.445	0.028	112.61
8	10	Cup	7 Darragh DALY	F308 - Team Fox Racing	2:00.243	5	7	5.669	3.224	109.59
9	18*	Cup	8 David GILLET	F312 - Chris Dittmann Racing	2:00.793	10	10	6.219	0.550	109.09
10	6	Cup	9 Adrian HOLEY	F308 - Stanbridge Motorsport	2:05.822	5	6	11.248	5.029	104.73

\*Car 18 requires a working transponder - Regulation Q12.2.1 refers.  
No. 9 - 1 Lap time disallowed; exceeding track limits.

Silverstone GP  
Circuit Length = 3.6604 miles  
Start: 15:52 Flag 16:12 End: 16:14

Weather / Track : Sunny / Dry

These results are provisional until the conclusion of any judicial and technical matters.

Clerk Of Course :

Steward :

Timekeeper :

Results can be found at [www.tsl-timing.com](http://www.tsl-timing.com)

Printed - 17:46 Saturday, 17 August 2019



# F3 Cup Championship

## QUALIFYING - RACE 9 - BEST SECTORS

SECTOR 1			SECTOR 2			SECTOR 3			IDEAL / BEST COMPARISON						
POS	NO	NAME	TIME	NO	NAME	TIME	NO	NAME	TIME	POS	NO	NAME	IDEAL	BEST	DIFF
													<b>PERFECT LAP</b>	<b>1:54.065</b>	
1	28	LEANEY	34.236	5	LINE	59.054	1	CAREY	20.775	1	28	LEANEY	1:54.277	1:54.418	0.141
2	1	CAREY	34.609	1	CAREY	59.126	28	LEANEY	20.786	2	1	CAREY	1:54.510	1:54.510	0.000
3	2	WILTSHIRE	34.894	28	LEANEY	59.255	27	BISHOP	20.887	3	5	LINE	1:55.069	1:55.259	0.190
4	9	FITZPATRICK	34.962	27	BISHOP	59.641	9	FITZPATRICK	20.912	4	2	WILTSHIRE	1:55.761	1:55.781	0.020
5	5	LINE	34.985	2	WILTSHIRE	59.696	5	LINE	21.030	5	27	BISHOP	1:55.775	1:55.775	0.000
6	11	KELLY	35.011	11	KELLY	1:00.214	2	WILTSHIRE	21.171	6	9	FITZPATRICK	1:56.151	1:56.151	0.000
7	27	BISHOP	35.247	9	FITZPATRICK	1:00.277	11	KELLY	21.409	7	11	KELLY	1:56.634	1:56.634	0.000
8	10	DALY	35.642	10	DALY	1:01.628	10	DALY	21.874	8	10	DALY	1:59.144	1:59.144	0.000
9	6	HOLEY	37.901	6	HOLEY	1:04.112	6	HOLEY	22.578	9	6	HOLEY	2:04.591	2:05.536	0.945
10										10	18	GILLETT		2:00.239	

Weather / Track : Sunny / Dry

Results can be found at [www.tsl-timing.com](http://www.tsl-timing.com)

Silverstone GP

Circuit Length = 3.6604 miles

Start: 15:52 Flag 16:12 End: 16:14

Printed - 16:15 Saturday, 17 August 2019

## F3 Cup Championship

### QUALIFYING - RACE 9 - BEST SPEEDS

POS	INTERMEDIATE 1			INTERMEDIATE 2			FINISH LINE		
	NO	NAME	MPH	NO	NAME	MPH	NO	NAME	MPH
1	2	WILTSHIRE	141.5	5	LINE	140.9	5	LINE	134.7
2	5	LINE	140.3	9	FITZPATRICK	138.9	9	FITZPATRICK	134.2
3	9	FITZPATRICK	140.1	1	CAREY	138.0	28	LEANEY	132.8
4	28	LEANEY	139.2	10	DALY	138.0	27	BISHOP	132.8
5	27	BISHOP	139.2	27	BISHOP	137.5	1	CAREY	132.3
6	10	DALY	139.2	2	WILTSHIRE	137.2	2	WILTSHIRE	132.0
7	1	CAREY	138.9	28	LEANEY	136.6	10	DALY	130.7
8	11	KELLY	138.6	11	KELLY	135.5	11	KELLY	130.4
9	6	HOLEY	133.1	6	HOLEY	132.1	6	HOLEY	127.4
10									

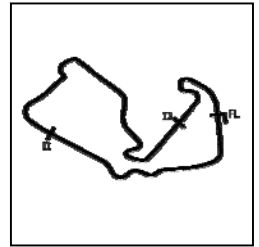
Weather / Track : Sunny / Dry

Results can be found at [www.tsl-timing.com](http://www.tsl-timing.com)

Silverstone GP  
Circuit Length = 3.6604 miles  
Start: 15:52 Flag 16:12 End: 16:14  
Printed - 16:16 Saturday, 17 August 2019

# F3 Cup Championship

## QUALIFYING - RACE 9 - SECTOR ANALYSIS



SECTOR 1 = FL to I1, SECTOR 2 = I1 to I2, SECTOR 3 = I2 to FL, DIFF = Difference To Personal Best Lap, P = Crossed Finish Line in Pit Lane, D = Time Disallowed

P1 28 Cup		Stefano LEANEY		F313 - CF Racing						
IDEAL LAP TIME : 1:54.277		BEST LAP TIME : 1:54.418		DIFFERENCE : 0.141						
LAP	SECTOR 1		SECTOR 2		SECTOR 3		LAP TIME	MPH	DIFF	TIME OF DAY
1 -	39.484	133.6	1:04.493	133.1	21.499	130.7	2:05.476	105.02	11.058	15:55:00.685
2 -	35.743	135.2	1:00.362	134.4	21.390	131.5	1:57.495	112.15	3.077	15:56:58.180
3 -	36.213	133.4	1:01.103	131.3	27.252	129.7	2:04.568	105.78	10.150	15:59:02.748
4 -	35.185	137.5	59.797	135.2	21.014	131.7	1:55.996	113.60	1.578	16:00:58.744
5 -	34.694	135.2	59.905	136.1	20.930	132.5	1:55.529	114.06	1.111	16:02:54.273
6 -	34.933	134.4	59.434	136.1	21.004	<b>132.8</b>	1:55.371 (3)	114.22	0.953	16:04:49.644
7 -	34.379	138.3	59.409	<b>136.6</b>	<b>20.786</b>	<b>132.8</b>	1:54.574 (2)	115.01	0.156	16:06:44.218
8 -	<b>34.236</b>	<b>139.2</b>	<b>59.255</b>	<b>136.6</b>	20.927	132.5	<b>1:54.418</b> (1)	<b>115.17</b>		<b>16:08:38.636</b>
9 -	34.804	138.3	59.656	135.8	21.084	132.0	1:55.544	114.04	1.126	16:10:34.180
10 -	40.903	113.7	1:03.476	125.6	IN PIT		2:09.043 P	102.11	14.625	16:12:43.223

P2 1 Cup		Cian CAREY		F311 - Chris Dittmann Racing						
IDEAL LAP TIME : 1:54.510		BEST LAP TIME : 1:54.510		DIFFERENCE : 0.000						
LAP	SECTOR 1		SECTOR 2		SECTOR 3		LAP TIME	MPH	DIFF	TIME OF DAY
1 -	39.537	136.3	1:04.384	134.2	22.327	130.7	2:06.248	104.38	11.738	15:54:43.159
2 -	36.187	138.3	1:00.998	136.1	21.467	132.0	1:58.652	111.06	4.142	15:56:41.811
3 -	35.293	<b>138.9</b>	59.740	136.6	21.213	131.5	1:56.246	113.36	1.736	15:58:38.057
4 -	34.872	<b>138.9</b>	59.724	136.3	21.090	132.0	1:55.686	113.90	1.176	16:00:33.743
5 -	34.799	137.7	59.911	136.9	20.881	<b>132.3</b>	1:55.591	114.00	1.081	16:02:29.334
6 -	35.114	137.2	1:01.205	136.9	21.897	131.7	1:58.216	111.47	3.706	16:04:27.550
7 -	34.781	138.3	59.512	137.7	21.038	132.0	1:55.331 (3)	114.26	0.821	16:06:22.881
8 -	34.734	<b>138.9</b>	59.334	137.7	20.777	132.0	1:54.845 (2)	114.74	0.335	16:08:17.726
9 -	35.005	<b>138.9</b>	59.329	136.9	21.018	132.0	1:55.352	114.23	0.842	16:10:13.078
10 -	<b>34.609</b>	<b>138.9</b>	<b>59.126</b>	<b>138.0</b>	<b>20.775</b>	<b>132.3</b>	<b>1:54.510</b> (1)	<b>115.07</b>		<b>16:12:07.588</b>
11 -	35.726	134.4	1:03.304	137.2	21.606	<b>132.3</b>	2:00.636	109.23	6.126	16:14:08.224

P3 5 Cup		George LINE		F310 - CF Racing						
IDEAL LAP TIME : 1:55.069		BEST LAP TIME : 1:55.259		DIFFERENCE : 0.190						
LAP	SECTOR 1		SECTOR 2		SECTOR 3		LAP TIME	MPH	DIFF	TIME OF DAY
1 -	40.758	129.5	1:06.334	129.8	22.549	130.2	2:09.641	101.64	14.382	15:54:49.737
2 -	37.421	131.5	1:02.424	136.6	21.897	131.5	2:01.742	108.24	6.483	15:56:51.479
3 -	35.476	139.5	1:00.036	140.6	21.556	133.6	1:57.068	112.56	1.809	15:58:48.547
4 -	36.418	138.9	1:01.278	137.5	22.287	132.5	1:59.983	109.83	4.724	16:00:48.530
5 -	35.219	137.7	59.385	140.1	21.261	133.9	1:55.865	113.73	0.606	16:02:44.395
6 -	36.622	137.7	1:01.005	138.0	21.963	132.5	1:59.590	110.19	4.331	16:04:43.985
7 -	<b>34.985</b>	139.5	59.431	140.3	21.212	134.4	1:55.628 (3)	113.96	0.369	16:06:39.613
8 -	36.046	138.6	1:02.223	<b>140.9</b>	21.479	133.3	1:59.748	110.04	4.489	16:08:39.361
9 -	35.103	<b>140.3</b>	<b>59.054</b>	140.6	21.102	<b>134.7</b>	<b>1:55.259</b> (1)	<b>114.33</b>		<b>16:10:34.620</b>
10 -	35.015	139.5	59.311	139.5	<b>21.030</b>	133.1	1:55.356 (2)	114.23	0.097	16:12:29.976

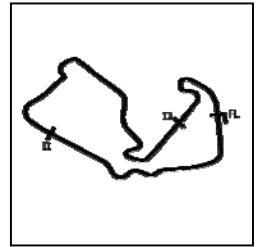
P4 27 Cup		Tony BISHOP		F314 - CF Racing / Hardall Holdings						
IDEAL LAP TIME : 1:55.775		BEST LAP TIME : 1:55.775		DIFFERENCE : 0.000						
LAP	SECTOR 1		SECTOR 2		SECTOR 3		LAP TIME	MPH	DIFF	TIME OF DAY
1 -	43.484	133.9	1:06.040	132.3	23.482	122.9	2:13.006	99.07	17.231	15:55:07.393
2 -	40.391	135.2	1:03.999	134.2	22.409	131.2	2:06.799	103.92	11.024	15:57:14.192
3 -	36.906	136.6	1:01.542	136.3	21.717	131.7	2:00.165	109.66	4.390	15:59:14.357
4 -	35.611	138.6	1:00.489	134.7	21.484	132.3	1:57.584	112.07	1.809	16:01:11.941
5 -	35.943	136.6	1:00.230	<b>137.5</b>	21.340	<b>132.8</b>	1:57.513	112.13	1.738	16:03:09.454
6 -	36.399	138.3	1:01.187	135.8	21.171	131.7	1:58.757	110.96	2.982	16:05:08.211
7 -	35.382	<b>139.2</b>	1:00.056	136.9	21.128	132.3	1:56.566 (3)	113.05	0.791	16:07:04.777
8 -	<b>35.247</b>	<b>139.2</b>	<b>59.641</b>	136.1	<b>20.887</b>	132.0	<b>1:55.775</b> (1)	<b>113.82</b>		<b>16:09:00.552</b>
9 -	36.514	<b>139.2</b>	59.740	136.9	21.078	<b>132.8</b>	1:57.332	112.31	1.557	16:10:57.884
10 -	35.479	138.3	59.648	136.6	20.946	132.3	1:56.073 (2)	113.53	0.298	16:12:53.957

Weather / Track : Sunny / Dry

Silverstone GP  
Circuit Length = 3.6604 miles  
Start: 15:52 Flag 16:12 End: 16:14

# F3 Cup Championship

## QUALIFYING - RACE 9 - SECTOR ANALYSIS



SECTOR 1 = FL to I1, SECTOR 2 = I1 to I2, SECTOR 3 = I2 to FL, DIFF = Difference To Personal Best Lap, P = Crossed Finish Line in Pit Lane, D = Time Disallowed

P5		2 Cup		Stuart WILTSHIRE		F308 - CF Racing/JSM Group				
IDEAL LAP TIME : 1:55.761		BEST LAP TIME : 1:55.781		DIFFERENCE : 0.020						
LAP	SECTOR 1		SECTOR 2		SECTOR 3		LAP TIME	MPH	DIFF	TIME OF DAY
1 -	43.706	111.4	1:10.354	96.5	24.568	115.7	2:18.628	95.05	22.847	15:55:06.898
2 -	39.834	126.6	1:05.707	121.7	22.764	131.2	2:08.305	102.70	12.524	15:57:15.203
3 -	36.454	136.1	1:04.780	134.7	22.290	130.7	2:03.524	106.68	7.743	15:59:18.727
4 -	35.375	138.3	1:00.657	135.2	21.708	131.5	1:57.740	111.92	1.959	16:01:16.467
5 -	35.191	137.5	1:00.611	136.3	21.607	131.5	1:57.409	112.23	1.628	16:03:13.876
6 -	<b>34.894</b>	137.7	1:00.379	135.5	21.328	<b>132.0</b>	1:56.601 (2)	113.01	0.820	16:05:10.477
7 -	35.021	<b>141.5</b>	1:03.977	119.8	22.687	131.5	2:01.685	108.29	5.904	16:07:12.162
8 -	35.477	137.2	1:00.052	135.5	21.280	131.5	1:56.809 (3)	112.81	1.028	16:09:08.971
9 -	35.443	138.0	1:00.118	136.1	21.419	131.5	1:56.980	112.64	1.199	16:11:05.951
10 -	34.914	137.2	<b>59.696</b>	<b>137.2</b>	<b>21.171</b>	131.2	<b>1:55.781 (1)</b>	<b>113.81</b>		<b>16:13:01.732</b>

P6		9 Inv		Stephen FITZPATRICK		F308 - Team Fox Racing				
IDEAL LAP TIME : 1:56.151		BEST LAP TIME : 1:56.151		DIFFERENCE : 0.000						
LAP	SECTOR 1		SECTOR 2		SECTOR 3		LAP TIME	MPH	DIFF	TIME OF DAY
1 -	44.002	98.6	1:10.029	99.7	23.364	131.5	2:17.395	95.91	21.244	15:55:16.347
2 -	36.433	137.2	1:02.194	136.6	21.981	133.3	2:00.608	109.26	4.457	15:57:16.955
3 -	35.486	<b>140.1</b>	1:21.231	131.0	22.857	131.7	2:19.574	94.41	23.423	15:59:36.529
4 -	35.733	<b>140.1</b>	1:01.687	137.7	21.732	<b>134.2</b>	1:59.152	110.59	3.001	16:01:35.681
5 -	35.924	138.9	1:00.663	137.7	21.684	132.3	1:58.271	111.42	2.120	16:03:33.952
6 -	35.700	138.9	1:01.061	137.2	21.075	133.3	<del>1:57.836</del> D	111.83	1.685	16:05:31.788
7 -	<b>34.962</b>	139.5	<b>1:00.277</b>	138.0	<b>20.912</b>	133.1	<b>1:56.151 (1)</b>	<b>113.45</b>		<b>16:07:27.939</b>
8 -	35.282	<b>140.1</b>	1:00.402	136.9	21.335	133.6	1:57.019 (2)	112.61	0.868	16:09:24.958
9 -	43.345	94.2	1:12.922	101.2	24.597	133.3	2:20.864	93.54	24.713	16:11:45.822
10 -	35.149	<b>140.1</b>	1:01.229	<b>138.9</b>	21.612	<b>134.2</b>	1:57.990 (3)	111.68	1.839	16:13:43.812

P7		11 Cup		Shane KELLY		F308 - University of Wolverhampton Racing				
IDEAL LAP TIME : 1:56.634		BEST LAP TIME : 1:56.634		DIFFERENCE : 0.000						
LAP	SECTOR 1		SECTOR 2		SECTOR 3		LAP TIME	MPH	DIFF	TIME OF DAY
1 -	41.005	133.1	1:06.244	132.6	23.000	127.9	2:10.249	101.17	13.615	15:54:49.207
2 -	36.941	135.0	1:01.940		22.088	128.9	2:00.969	108.93	4.335	15:56:50.176
3 -	35.898	136.6	1:00.599	133.4	21.630	129.2	1:58.127	111.55	1.493	15:58:48.303
4 -	35.571	136.6	1:00.688	133.6	21.723	129.4	1:57.982	111.69	1.348	16:00:46.285
5 -	35.755	135.5	1:00.645	135.2	21.578	129.9	1:57.978	111.69	1.344	16:02:44.263
6 -	35.490	136.3	1:00.695	134.2	21.492	129.9	1:57.677	111.98	1.043	16:04:41.940
7 -	35.493	137.2	1:00.394	135.2	21.587	129.9	1:57.474 (3)	112.17	0.840	16:06:39.414
8 -	35.284	137.5	1:00.251	<b>135.5</b>	21.456	129.4	1:56.991 (2)	112.63	0.357	16:08:36.405
9 -	38.229	133.4	1:01.649	134.7	23.094	<b>130.4</b>	2:02.972	107.16	6.338	16:10:39.377
10 -	<b>35.011</b>	<b>138.6</b>	<b>1:00.214</b>	<b>135.5</b>	<b>21.409</b>	<b>130.4</b>	<b>1:56.634 (1)</b>	<b>112.98</b>		<b>16:12:36.011</b>

P8		10 Cup		Darragh DALY		F308 - Team Fox Racing				
IDEAL LAP TIME : 1:59.144		BEST LAP TIME : 1:59.144		DIFFERENCE : 0.000						
LAP	SECTOR 1		SECTOR 2		SECTOR 3		LAP TIME	MPH	DIFF	TIME OF DAY
1 -	41.025	133.9	1:06.857	133.6	22.884	128.9	2:10.766	100.77	11.622	15:55:04.287
2 -	36.960	135.5	1:02.838	133.6	22.227	129.9	2:02.025	107.99	2.881	15:57:06.312
3 -	36.552	137.5	1:02.703	134.4	22.385	129.7	2:01.640	108.33	2.496	15:59:07.952
4 -	36.149	137.5	1:02.300	134.4	22.556	130.4	2:01.005	108.90	1.861	16:01:08.957
5 -	35.842	136.3	1:02.062	135.5	22.339	129.7	2:00.243 (2)	109.59	1.099	16:03:09.200
6 -	35.709	136.6	1:02.508	<b>138.0</b>	22.063	130.4	2:00.280 (3)	109.55	1.136	16:05:09.480
7 -	<b>35.642</b>	<b>139.2</b>	<b>1:01.628</b>	135.8	<b>21.874</b>	<b>130.7</b>	<b>1:59.144 (1)</b>	<b>110.60</b>		<b>16:07:08.624</b>

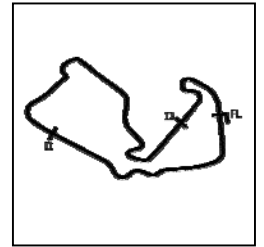
Weather / Track : Sunny / Dry

Silverstone GP  
Circuit Length = 3.6604 miles  
Start: 15:52 Flag 16:12 End: 16:14



# F3 Cup Championship

## QUALIFYING - RACE 9 - SECTOR ANALYSIS



SECTOR 1 = FL to I1, SECTOR 2 = I1 to I2, SECTOR 3 = I2 to FL, DIFF = Difference To Personal Best Lap, P = Crossed Finish Line in Pit Lane, D = Time Disallowed

P9		18 Cup		David GILLETT		F312 - Chris Dittmann Racing				
IDEAL LAP TIME :		BEST LAP TIME : 2:00.239		DIFFERENCE :						
LAP	SECTOR 1		SECTOR 2		SECTOR 3		LAP TIME	MPH	DIFF	TIME OF DAY
1 -							2:13.323	98.84	13.084	15:55:18.798
2 -							2:05.662	104.86	5.423	15:57:24.460
3 -							2:01.500	108.45	1.261	15:59:25.960
4 -							2:00.952	108.95	0.713	16:01:26.912
5 -							<b>2:00.239 (1)</b>	<b>109.59</b>		<b>16:03:27.151</b>
6 -							2:00.917 (3)	108.98	0.678	16:05:28.068
7 -							2:05.810	104.74	5.571	16:07:33.878
8 -							2:05.817	104.73	5.578	16:09:39.695
9 -							2:03.054	107.08	2.815	16:11:42.749
10 -							2:00.793 (2)	109.09	0.554	16:13:43.542

P10		6 Cup		Adrian HOLEY		F308 - Stanbridge Motorsport				
IDEAL LAP TIME : 2:04.591		BEST LAP TIME : 2:05.536		DIFFERENCE : 0.945						
LAP	SECTOR 1		SECTOR 2		SECTOR 3		LAP TIME	MPH	DIFF	TIME OF DAY
1 -	43.006	126.1	1:09.681	125.2	23.863	123.8	2:16.550	96.50	11.014	15:55:12.623
2 -	40.286	127.3	1:06.738	130.3	23.070	126.9	2:10.094	101.29	4.558	15:57:22.717
3 -	38.990	131.0	1:05.508	130.5	22.681	127.2	2:07.179 (3)	103.61	1.643	15:59:29.896
4 -	38.567	<b>133.1</b>	1:04.302	131.0	22.667	<b>127.4</b>	<b>2:05.536 (1)</b>	<b>104.97</b>		<b>16:01:35.432</b>
5 -	38.676	131.8	1:04.568	<b>132.1</b>	<b>22.578</b>	125.9	2:05.822 (2)	104.73	0.286	16:03:41.254
6 -	<b>37.901</b>	132.1	<b>1:04.112</b>	131.5	IN PIT		2:24.473 P	91.21	18.937	16:06:05.727

# F3 Cup Championship

## QUALIFYING - RACE 9 - STATISTICS

**Competitors Started** 10  
**Planned Start** 2019-08-17 @ 15:30:00.000  
**Actual Start** 2019-08-17 @ 15:52:28.059  
**Finish Time** 2019-08-17 @ 16:12:28.633  
**Track Length** 3.6604mi.  
**Total Laps** 94  
**Total Distance Covered** 344.0867mi.

### Session Fastest Lap History

NO	CL	NAME	LAP TIME	TIME OF DAY	LAP	VEHICLE
1	Cup	Cian CAREY	<b>2:06.248</b>	15:54:43.177	1	F311 - Chris Dittmann Racing
28	Cup	Stefano LEANEY	<b>2:05.476</b>	15:55:00.714	1	F313 - CF Racing
1	Cup	Cian CAREY	<b>1:58.652</b>	15:56:41.829	2	F311 - Chris Dittmann Racing
28	Cup	Stefano LEANEY	<b>1:57.495</b>	15:56:58.209	2	F313 - CF Racing
1	Cup	Cian CAREY	<b>1:56.246</b>	15:58:38.075	3	F311 - Chris Dittmann Racing
1	Cup	Cian CAREY	<b>1:55.686</b>	16:00:33.761	4	F311 - Chris Dittmann Racing
1	Cup	Cian CAREY	<b>1:55.591</b>	16:02:29.352	5	F311 - Chris Dittmann Racing
28	Cup	Stefano LEANEY	<b>1:55.529</b>	16:02:54.302	5	F313 - CF Racing
28	Cup	Stefano LEANEY	<b>1:55.371</b>	16:04:49.673	6	F313 - CF Racing
1	Cup	Cian CAREY	<b>1:55.331</b>	16:06:22.899	7	F311 - Chris Dittmann Racing
28	Cup	Stefano LEANEY	<b>1:54.574</b>	16:06:44.247	7	F313 - CF Racing
28	Cup	Stefano LEANEY	<b>1:54.418</b>	16:08:38.665	8	F313 - CF Racing

### Flag History

TYPE	TIME OF DAY
GREEN	15:52:28.059
FINISH	16:12:28.633

### Flag Statistics

TYPE	COUNT	TOTAL LAPS	TOTAL TIME
Green	1	11	21:45.050
Red	0	0	0.000
Safety Car	0	0	0.000
FCY	0	0	0.000

## F3 Cup Championship

### QUALIFYING - RACE 9 - STATISTICS

CLASS : Cup

9 Starters

#### Fastest Lap History

NO	NAME	LAP TIME	TIME OF DAY	LAP	VEHICLE
1	Cian CAREY	<b>2:06.248</b>	15:54:43.177	1	F311 - Chris Dittmann Racing
28	Stefano LEANEY	<b>2:05.476</b>	15:55:00.714	1	F313 - CF Racing
1	Cian CAREY	<b>1:58.652</b>	15:56:41.829	2	F311 - Chris Dittmann Racing
28	Stefano LEANEY	<b>1:57.495</b>	15:56:58.209	2	F313 - CF Racing
1	Cian CAREY	<b>1:56.246</b>	15:58:38.075	3	F311 - Chris Dittmann Racing
1	Cian CAREY	<b>1:55.686</b>	16:00:33.761	4	F311 - Chris Dittmann Racing
1	Cian CAREY	<b>1:55.591</b>	16:02:29.352	5	F311 - Chris Dittmann Racing
28	Stefano LEANEY	<b>1:55.529</b>	16:02:54.302	5	F313 - CF Racing
28	Stefano LEANEY	<b>1:55.371</b>	16:04:49.673	6	F313 - CF Racing
1	Cian CAREY	<b>1:55.331</b>	16:06:22.899	7	F311 - Chris Dittmann Racing
28	Stefano LEANEY	<b>1:54.574</b>	16:06:44.247	7	F313 - CF Racing
28	Stefano LEANEY	<b>1:54.418</b>	16:08:38.665	8	F313 - CF Racing

Weather / Track : Sunny / Dry

Results can be found at [www.tsl-timing.com](http://www.tsl-timing.com)

Page 2 of 3

Silverstone GP  
Circuit Length = 3.6604 miles  
Start: 15:52 Flag 16:12 End: 16:14  
Printed - 16:17 Saturday, 17 August 2019

# F3 Cup Championship

## QUALIFYING - RACE 9 - STATISTICS

CLASS : Inv

1 Starters

### Fastest Lap History

NO	NAME	LAP TIME	TIME OF DAY	LAP	VEHICLE
9	Stephen FITZPATRICK	2:17.395	15:55:16.362	1	F308 - Team Fox Racing
9	Stephen FITZPATRICK	2:00.608	15:57:16.970	2	F308 - Team Fox Racing
9	Stephen FITZPATRICK	1:59.152	16:01:35.695	4	F308 - Team Fox Racing
9	Stephen FITZPATRICK	1:58.271	16:03:33.967	5	F308 - Team Fox Racing
9	Stephen FITZPATRICK	1:56.151	16:07:27.953	7	F308 - Team Fox Racing

**F3 Cup Championship**  
**RACE 9 - GRID (20 minutes)**

ROW 5	10	2:05.536	6	Adrian HOLEY	9	2:00.239	18	David GILLETT
ROW 4	8	1:59.144	10	Darragh DALY	7	1:56.634	11	Shane KELLY
ROW 3	6	1:56.151	9	Stephen FITZPATRICK	5	1:55.781	2	Stuart WILTSHIRE
ROW 2	4	1:55.775	27	Tony BISHOP	3	1:55.259	5	George LINE
ROW 1	2	1:54.510	1	Cian CAREY	1	1:54.418	28	Stefano LEANEY
<b>Pole</b>								

Silverstone GP  
 Circuit Length = 3.6604 miles

These results are provisional until the conclusion of any judicial and technical matters.

Clerk Of Course :	Steward :	Timekeeper :
-------------------	-----------	--------------

Results can be found at [www.tsl-timing.com](http://www.tsl-timing.com)

Printed - 16:16 Saturday, 17 August 2019



**F3 Cup Championship**  
**RACE 13 - GRID (20 minutes)**

ROW 5	10	2:05.822	6	Adrian HOLEY	9	2:00.793	18	David GILLETT
ROW 4	8	2:00.243	10	Darragh DALY	7	1:57.019	9	Stephen FITZPATRICK
ROW 3	6	1:56.991	11	Shane KELLY	5	1:56.601	2	Stuart WILTSHIRE
ROW 2	4	1:56.073	27	Tony BISHOP	3	1:55.356	5	George LINE
ROW 1	2	1:54.845	1	Cian CAREY	1	1:54.574	28	Stefano LEANEY
<b>Pole</b>								

Silverstone GP  
 Circuit Length = 3.6604 miles

These results are provisional until the conclusion of any judicial and technical matters.

Clerk Of Course :	Steward :	Timekeeper :
-------------------	-----------	--------------

Results can be found at [www.tsl-timing.com](http://www.tsl-timing.com)

Printed - 17:48 Saturday, 17 August 2019



## F3 Cup Championship

### RACE 9 - CLASSIFICATION

POS	NO	CL	PIC NAME	ENTRY	LAPS	TIME	GAP	DIFF	MPH	BEST	ON
1	5	Cup	1 George LINE	F310 - CF Racing	9	21:04.474			93.79	<b>2:04.119</b>	9
2	1	Cup	2 Cian CAREY	F311 - Chris Dittmann Racing	9	21:04.612	<b>0.138</b>	0.138	93.78	<b>2:03.984</b>	9
3	11	Cup	3 Shane KELLY	F308 - University of Wolverhampton Racin	9	21:05.302	<b>0.828</b>	0.690	93.73	<b>2:03.856</b>	9
4	10	Cup	4 Darragh DALY	F308 - Team Fox Racing	9	21:08.924	<b>4.450</b>	3.622	93.46	<b>2:07.523</b>	9
5	9	Inv	1 Stephen FITZPATRICK	F308 - Team Fox Racing	9	21:09.649	<b>5.175</b>	0.725	93.41	<b>2:05.792</b>	9
6	2	Cup	5 Stuart WILTSHIRE	F308 - CF Racing/JSM Group	9	21:11.910	<b>7.436</b>	2.261	93.24	<b>2:08.045</b>	6
7	27	Cup	6 Tony BISHOP	F314 - CF Racing / Hardall Holdings	9	21:13.839	<b>9.365</b>	1.929	93.10	<b>2:08.066</b>	9
NOT CLASSIFIED											
<i>DNF</i>	18	Cup	David GILLETT	F312 - Chris Dittmann Racing	4	9:55.555	<b>5 Laps</b>	5 Laps	88.50	<b>2:17.929</b>	4
<i>DNF</i>	28	Cup	Stefano LEANEY	F313 - CF Racing	1	2:20.441	<b>8 Laps</b>	3 Laps	93.83	<b>2:20.441</b>	1
FASTEST LAP											
	11	Cup	Shane KELLY	F308 - University of Wolverhampton Racin	9	2:03.856			106.39 mph	171.22 kph	
	9	Inv	Stephen FITZPATRICK	F308 - Team Fox Racing	9	2:05.792			104.75 mph	168.59 kph	

Weather / Track : Cloudy / Damp

These results are provisional until the conclusion of any judicial and technical matters.

Silverstone GP

Circuit Length = 3.6604 miles

Start: 10:53 Flag 11:14 End: 11:14

Clerk Of Course :

Steward :

Timekeeper :

Results can be found at [www.tsl-timing.com](http://www.tsl-timing.com)

Printed - 11:15 Sunday, 18 August 2019

# F3 Cup Championship

## RACE 9 - LAP CHART

LAP 1 @ 10:55:45.260			LAP 2 @ 10:57:53.543			LAP 3 @ 11:00:01.461			LAP 4 @ 11:02:08.503			LAP 5 @ 11:04:14.443		
NO	BEHIND	LAP TIME	NO	BEHIND	LAP TIME	NO	BEHIND	LAP TIME	NO	BEHIND	LAP TIME	NO	BEHIND	LAP TIME
5		2:10.545	5		2:08.283	5		2:07.918	5		2:07.042	5		2:05.940
1	7.397	2:17.942	1	6.748	2:07.634	1	5.218	2:06.388	1	3.496	2:05.320	1	2.475	2:04.919
2	9.575	2:20.120	10	15.835	2:13.781	10	20.433	2:12.516	10	26.550	2:13.159	10	31.951	2:11.341
28	9.896	2:20.441	2	18.256	2:16.964	2	24.988	2:14.650	2	31.418	2:13.472	2	35.596	2:10.118
10	10.337	2:20.882	9	18.774	2:15.391	9	30.495	2:19.639	9	33.079	2:09.626	9	36.379	2:09.240
9	11.666	2:22.211	27	21.991	2:17.111	27	31.676	2:17.603	11	35.562	2:10.363	11	37.193	2:07.571
27	13.163	2:23.708	11	27.274	2:15.144	11	32.241	2:12.885	27	1:03.754	2:39.120	27	1:13.220	2:15.406
18	14.703	2:25.248	18	59.493	2:53.073	18	1:10.880	2:19.305	18	1:21.767	2:17.929			
11	20.413	2:30.958												

Weather / Track : Cloudy / Damp

Results can be found at [www.tsl-timing.com](http://www.tsl-timing.com)

Page 1 of 2

Silverstone GP  
 Circuit Length = 3.6604 miles  
 Start: 10:53 Flag 11:14 End: 11:14

Printed - 11:17 Sunday, 18 August 2019



# F3 Cup Championship

## RACE 9 - LAP CHART

LAP 6 @ 11:06:19.740			LAP 7 @ 11:08:28.184			LAP 8 @ 11:12:35.070			LAP 9 @ 11:14:39.189		
NO	BEHIND	LAP TIME	NO	BEHIND	LAP TIME	NO	BEHIND	LAP TIME	NO	BEHIND	LAP TIME
5		2:05.297	5		2:08.444	5		4:06.886	5		2:04.119
1	1.302	2:04.124	1	0.424	2:07.566	1	0.273	4:06.735	1	0.138	2:03.984
10	35.779	2:09.125	10	37.506	2:10.171	10	1.046	3:30.426	11	0.828	2:03.856
2	38.344	2:08.045	11	37.991	2:07.792	11	1.091	3:29.986	10	4.450	2:07.523
11	38.643	2:06.747	2	38.489	2:08.589	2	1.890	3:30.287	9	5.175	2:05.792
9	49.384	2:18.302	9	53.533	2:12.593	9	3.502	3:16.855	2	7.436	2:09.665
27	1:21.082	2:13.159	27	1:27.293	2:14.655	27	5.418	2:45.011	27	9.365	2:08.066

Weather / Track : Cloudy / Damp

Results can be found at [www.tsl-timing.com](http://www.tsl-timing.com)

Page 2 of 2

Silverstone GP  
 Circuit Length = 3.6604 miles  
 Start: 10:53 Flag 11:14 End: 11:14

Printed - 11:17 Sunday, 18 August 2019

# F3 Cup Championship

## RACE 9 - POSITION CHART

No	Name	Lap Pos	Lap									
			1	2	3	4	5	6	7	8	9	
28	LEANEY	1	5	5	5	5	5	5	5	5	5	5
1	CAREY	2	1	1	1	1	1	1	1	1	1	1
5	LINE	3	2	10	10	10	10	10	10	10	10	11
27	BISHOP	4	28	2	2	2	2	2	2	11	11	10
2	WILTSHIRE	5	10	9	9	9	9	11	2	2	2	9
9	FITZPATRICK	6	9	27	27	11	11	9	9	9	9	2
11	KELLY	7	27	11	11	27	27	27	27	27	27	27
10	DALY	8	18	18	18	18						
18	GILLETT	9	11									

Weather / Track : Cloudy / Damp

Results can be found at [www.tsl-timing.com](http://www.tsl-timing.com)

Silverstone GP  
 Circuit Length = 3.6604 miles  
 Start: 10:53 Flag 11:14 End: 11:14

Printed - 11:18 Sunday, 18 August 2019

# F3 Cup Championship

## RACE 9 - BEST SECTORS

SECTOR 1			SECTOR 2			SECTOR 3			IDEAL / BEST COMPARISON						
POS	NO	NAME	TIME	NO	NAME	TIME	NO	NAME	TIME	POS	NO	NAME	IDEAL	BEST	DIFF
													<b>PERFECT LAP</b>	<b>2:02.529</b>	
1	9	FITZPATRICK	37.070	1	CAREY	1:03.256	11	KELLY	22.203	1	1	CAREY	2:03.155	2:03.984	0.829
2	2	WILTSHIRE	37.332	5	LINE	1:03.706	5	LINE	22.485	2	11	KELLY	2:03.856	2:03.856	0.000
3	11	KELLY	37.356	11	KELLY	1:04.297	1	CAREY	22.538	3	5	LINE	2:04.119	2:04.119	0.000
4	1	CAREY	37.361	10	DALY	1:05.284	2	WILTSHIRE	22.775	4	9	FITZPATRICK	2:05.792	2:05.792	0.000
5	5	LINE	37.928	9	FITZPATRICK	1:05.411	27	BISHOP	23.203	5	2	WILTSHIRE	2:06.566	2:08.045	1.479
6	10	DALY	38.816	27	BISHOP	1:06.024	10	DALY	23.208	6	10	DALY	2:07.308	2:07.523	0.215
7	27	BISHOP	38.839	2	WILTSHIRE	1:06.459	9	FITZPATRICK	23.311	7	27	BISHOP	2:08.066	2:08.066	0.000
8	28	LEANEY	39.961	28	LEANEY	1:10.115	28	LEANEY	24.126	8	28	LEANEY	2:14.202	2:20.441	6.239
9	18	GILLETT	40.554	18	GILLETT	1:11.544	18	GILLETT	24.618	9	18	GILLETT	2:16.716	2:17.929	1.213

Weather / Track : Cloudy / Damp

Results can be found at [www.tsl-timing.com](http://www.tsl-timing.com)

Silverstone GP  
 Circuit Length = 3.6604 miles  
 Start: 10:53 Flag 11:14 End: 11:14

Printed - 11:15 Sunday, 18 August 2019

# F3 Cup Championship

## RACE 9 - BEST SPEEDS

POS	INTERMEDIATE 1			INTERMEDIATE 2			FINISH LINE		
	NO	NAME	MPH	NO	NAME	MPH	NO	NAME	MPH
1	11	KELLY	138.0	11	KELLY	138.9	11	KELLY	131.5
2	2	WILTSHIRE	137.7	27	BISHOP	138.9	2	WILTSHIRE	131.5
3	27	BISHOP	137.2	28	LEANEY	138.6	27	BISHOP	131.0
4	18	GILLETT	136.9	10	DALY	138.3	28	LEANEY	130.4
5	28	LEANEY	136.9	1	CAREY	137.2	1	CAREY	130.2
6	9	FITZPATRICK	136.6	9	FITZPATRICK	137.2	9	FITZPATRICK	129.9
7	1	CAREY	135.0	5	LINE	136.3	5	LINE	129.2
8	10	DALY	134.2	2	WILTSHIRE	136.3	18	GILLETT	128.9
9	5	LINE	132.3	18	GILLETT	133.1	10	DALY	126.2

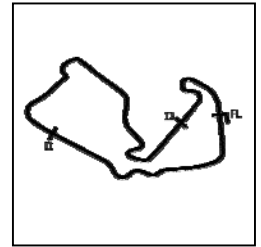
Weather / Track : Cloudy / Damp

Results can be found at [www.tsl-timing.com](http://www.tsl-timing.com)

Silverstone GP  
 Circuit Length = 3.6604 miles  
 Start: 10:53 Flag 11:14 End: 11:14  
 Printed - 11:16 Sunday, 18 August 2019

# F3 Cup Championship

## RACE 9 - SECTOR ANALYSIS



SECTOR 1 = FL to I1, SECTOR 2 = I1 to I2, SECTOR 3 = I2 to FL, DIFF = Difference To Personal Best Lap, P = Crossed Finish Line in Pit Lane, D = Time Disallowed

P1		5 Cup		George LINE		F310 - CF Racing				
IDEAL LAP TIME : 2:04.119		BEST LAP TIME : 2:04.119		DIFFERENCE : 0.000						
LAP	SECTOR 1		SECTOR 2		SECTOR 3		LAP TIME	MPH	DIFF	TIME OF DAY
1 -		130.3	1:05.873	135.8	23.384	127.7	2:10.545	100.94	6.426	10:55:45.260
2 -	39.359	131.3	1:05.621	135.8	23.303	127.7	2:08.283	102.72	4.164	10:57:53.543
3 -	38.980	<b>132.3</b>	1:05.820	135.8	23.118	<b>129.2</b>	2:07.918	103.01	3.799	11:00:01.461
4 -	38.527	131.8	1:05.614	135.8	22.901	127.9	2:07.042	103.72	2.923	11:02:08.503
5 -	38.329	<b>132.3</b>	1:04.823	<b>136.3</b>	22.788	128.4	2:05.940 (3)	104.63	1.821	11:04:14.443
6 -	38.035	131.5	1:04.708	135.8	22.554	128.1	2:05.297 (2)	105.17	1.178	11:06:19.740
7 -	37.974	131.5	<b>1:04.750</b>	<b>135.5</b>	<b>25.720</b>	<b>57.7</b>	<b>2:08.444</b>	102.59	4.325	<b>11:08:28.184</b>
8 -	<b>1:24.226</b>	<b>50.6</b>	<b>2:16.385</b>	<b>40.0</b>	26.275	127.4	4:06.886	53.37	2:02.767	11:12:35.070
9 -	<b>37.928</b>	<b>132.3</b>	<b>1:03.706</b>	134.7	<b>22.485</b>	127.4	<b>2:04.119 (1)</b>	<b>106.17</b>		<b>11:14:39.189</b>

P2		1 Cup		Cian CAREY		F311 - Chris Dittmann Racing				
IDEAL LAP TIME : 2:03.155		BEST LAP TIME : 2:03.984		DIFFERENCE : 0.829						
LAP	SECTOR 1		SECTOR 2		SECTOR 3		LAP TIME	MPH	DIFF	TIME OF DAY
1 -		132.1	1:10.538	136.1	23.319	128.4	2:17.942	95.53	13.958	10:55:52.657
2 -	38.993	133.9	1:05.607	136.1	23.034	128.7	2:07.634	103.24	3.650	10:58:00.291
3 -	38.330	<b>135.0</b>	1:05.224	135.8	22.834	129.2	2:06.388	104.26	2.404	11:00:06.679
4 -	37.877	134.7	1:04.781	135.8	22.662	128.7	2:05.320	105.15	1.336	11:02:11.999
5 -	37.726	134.2	1:04.505	136.3	22.688	128.9	2:04.919 (3)	105.49	0.935	11:04:16.918
6 -	37.557	134.4	1:04.002	136.1	22.565	129.4	2:04.124 (2)	106.16	0.140	11:06:21.042
7 -	<b>37.361</b>	<b>135.0</b>	<b>1:04.562</b>	<b>135.8</b>	<b>25.643</b>	<b>55.0</b>	<b>2:07.566</b>	103.30	3.582	<b>11:08:28.608</b>
8 -	<b>1:24.784</b>	<b>47.9</b>	<b>2:15.842</b>	<b>39.6</b>	26.109	<b>130.2</b>	4:06.735	53.40	2:02.751	11:12:35.343
9 -	38.190	134.7	<b>1:03.256</b>	<b>137.2</b>	<b>22.538</b>	<b>130.2</b>	<b>2:03.984 (1)</b>	<b>106.28</b>		<b>11:14:39.327</b>

P3		11 Cup		Shane KELLY		F308 - University of Wolverhampton Racing				
IDEAL LAP TIME : 2:03.856		BEST LAP TIME : 2:03.856		DIFFERENCE : 0.000						
LAP	SECTOR 1		SECTOR 2		SECTOR 3		LAP TIME	MPH	DIFF	TIME OF DAY
1 -		132.6	1:12.425	133.1	25.669	126.9	2:30.958	87.29	27.102	10:56:05.673
2 -	40.951	133.4	1:10.146	133.1	24.047	128.9	2:15.144	97.50	11.288	10:58:20.817
3 -	39.476	135.8	1:08.166	137.7	25.243	128.9	2:12.885	99.16	9.029	11:00:33.702
4 -	38.899	135.8	1:07.649		23.815	128.9	2:10.363	101.08	6.507	11:02:44.065
5 -	38.272	135.5	1:06.133	136.9	23.166	130.2	2:07.571 (3)	103.29	3.715	11:04:51.636
6 -	37.555	136.6	1:05.946	<b>138.9</b>	23.246	<b>131.5</b>	2:06.747 (2)	103.96	2.891	11:06:58.383
7 -	37.725	136.6	<b>1:05.964</b>		<b>24.103</b>	<b>121.3</b>	<b>2:07.792</b>	103.11	3.936	<b>11:09:06.175</b>
8 -	<b>49.557</b>	<b>57.1</b>	<b>2:15.032</b>	<b>39.0</b>	25.397	128.4	3:29.986	62.75	1:26.130	11:12:36.161
9 -	<b>37.356</b>	<b>138.0</b>	<b>1:04.297</b>	138.3	<b>22.203</b>	131.2	<b>2:03.856 (1)</b>	<b>106.39</b>		<b>11:14:40.017</b>

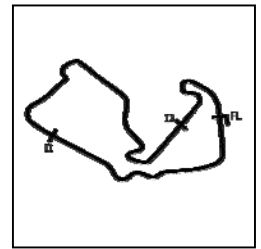
P4		10 Cup		Darragh DALY		F308 - Team Fox Racing				
IDEAL LAP TIME : 2:07.308		BEST LAP TIME : 2:07.523		DIFFERENCE : 0.215						
LAP	SECTOR 1		SECTOR 2		SECTOR 3		LAP TIME	MPH	DIFF	TIME OF DAY
1 -		<b>134.2</b>	1:10.610	<b>138.3</b>	24.472	<b>126.2</b>	2:20.882	93.53	13.359	10:55:55.597
2 -	40.931	131.0	1:09.010	136.6	23.840	125.0	2:13.781	98.50	6.258	10:58:09.378
3 -	40.381	130.8	1:08.010	133.4	24.125	125.0	2:12.516	99.44	4.993	11:00:21.894
4 -	40.954	130.3	1:07.929	132.3	24.276	124.5	2:13.159	98.96	5.636	11:02:35.053
5 -	40.536	129.5	1:07.050	132.8	23.755	125.0	2:11.341	100.33	3.818	11:04:46.394
6 -	39.244	130.3	1:06.103	132.8	23.778	125.0	2:09.125 (2)	102.05	1.602	11:06:55.519
7 -	<b>38.816</b>	131.0	<b>1:06.316</b>	<b>132.6</b>	<b>25.039</b>	<b>121.3</b>	<b>2:10.171 (3)</b>	101.23	2.648	<b>11:09:05.690</b>
8 -	<b>49.568</b>	<b>56.6</b>	<b>2:14.580</b>	<b>40.6</b>	26.278	125.7	3:30.426	62.62	1:22.903	11:12:36.116
9 -	39.031	133.9	<b>1:05.284</b>	132.3	<b>23.208</b>	125.2	<b>2:07.523 (1)</b>	<b>103.33</b>		<b>11:14:43.639</b>

Weather / Track : Cloudy / Damp

Silverstone GP  
 Circuit Length = 3.6604 miles  
 Start: 10:53 Flag 11:14 End: 11:14

# F3 Cup Championship

## RACE 9 - SECTOR ANALYSIS



SECTOR 1 = FL to I1, SECTOR 2 = I1 to I2, SECTOR 3 = I2 to FL, DIFF = Difference To Personal Best Lap, P = Crossed Finish Line in Pit Lane, D = Time Disallowed

<b>P5</b>		<b>9 Inv</b>		<b>Stephen FITZPATRICK</b>		<b>F308 - Team Fox Racing</b>				
IDEAL LAP TIME : 2:05.792		BEST LAP TIME : 2:05.792		DIFFERENCE : 0.000						
LAP	SECTOR 1		SECTOR 2		SECTOR 3		LAP TIME	MPH	DIFF	TIME OF DAY
1 -		133.6	1:10.986	135.5	26.695	126.4	2:22.211	92.66	16.419	10:55:56.926
2 -	39.711	<b>136.6</b>	1:10.205	<b>137.2</b>	25.475	128.7	2:15.391	97.33	9.599	10:58:12.317
3 -	39.818	136.3	1:15.813	135.2	24.008	127.2	2:19.639	94.37	13.847	11:00:31.956
4 -	39.232	133.1	1:06.705	136.3	23.689	127.4	2:09.626 (3)	101.66	3.834	11:02:41.582
5 -	38.473	134.2	1:07.365	136.6	23.402	128.1	2:09.240 (2)	101.96	3.448	11:04:50.822
6 -	38.432	133.9	1:16.048	135.5	23.822	126.9	2:18.302	95.28	12.510	11:07:09.124
7 -	39.018	132.6	1:07.942	134.7	25.633	123.8	2:12.593	99.38	6.801	11:09:21.717
8 -	40.731	120.9	2:11.173	38.1	24.951	129.9	3:16.855	66.94	1:11.063	11:12:38.572
9 -	37.070	136.1	1:05.411	136.9	23.311	127.7	2:05.792 (1)	104.75		11:14:44.364

<b>P6</b>		<b>2 Cup</b>		<b>Stuart WILTSHIRE</b>		<b>F308 - CF Racing/JSM Group</b>				
IDEAL LAP TIME : 2:06.566		BEST LAP TIME : 2:08.045		DIFFERENCE : 1.479						
LAP	SECTOR 1		SECTOR 2		SECTOR 3		LAP TIME	MPH	DIFF	TIME OF DAY
1 -		133.4	1:11.456	135.5	24.693	127.9	2:20.120	94.04	12.075	10:55:54.835
2 -	40.249	133.6	1:10.409	135.0	26.306	127.9	2:16.964	96.21	8.919	10:58:11.799
3 -	40.211	135.0	1:10.067	134.4	24.372	128.1	2:14.650	97.86	6.605	11:00:26.449
4 -	40.065	134.4	1:09.467	134.7	23.940	128.1	2:13.472	98.73	5.427	11:02:39.921
5 -	39.173	134.2	1:07.506	135.8	23.439	129.2	2:10.118	101.27	2.073	11:04:50.039
6 -	38.377	134.2	1:06.459	136.3	23.209	129.9	2:08.045 (1)	102.91		11:06:58.084
7 -	38.870	137.2	1:06.944	136.1	22.775	125.5	2:08.589 (2)	102.47	0.544	11:09:06.673
8 -	50.326	55.2	2:15.482	35.7	24.479	131.5	3:30.287	62.66	1:22.242	11:12:36.960
9 -	37.332	137.7	1:09.140	135.5	23.193	130.2	2:09.665 (3)	101.62	1.620	11:14:46.625

<b>P7</b>		<b>27 Cup</b>		<b>Tony BISHOP</b>		<b>F314 - CF Racing / Hardall Holdings</b>				
IDEAL LAP TIME : 2:08.066		BEST LAP TIME : 2:08.066		DIFFERENCE : 0.000						
LAP	SECTOR 1		SECTOR 2		SECTOR 3		LAP TIME	MPH	DIFF	TIME OF DAY
1 -		<b>137.2</b>	1:13.162	135.2	24.851	128.7	2:23.708	91.69	15.642	10:55:58.423
2 -	42.485	134.4	1:10.216	135.8	24.410	128.9	2:17.111	96.11	9.045	10:58:15.534
3 -	41.061	135.5	1:11.587	<b>138.9</b>	24.955	129.7	2:17.603	95.76	9.537	11:00:33.137
4 -	40.821	135.8	1:33.395	128.0	24.904	129.4	2:39.120	82.81	31.054	11:03:12.257
5 -	42.094	135.0	1:09.623	137.2	23.689	129.7	2:15.406	97.32	7.340	11:05:27.663
6 -	40.135	133.6	1:09.388	135.8	23.636	131.0	2:13.159 (2)	98.96	5.093	11:07:40.822
7 -	40.280	135.2	1:10.750	135.8	23.625	130.7	2:14.655 (3)	97.86	6.589	11:09:55.477
8 -	40.239	135.0	1:38.735	39.2	26.037	130.2	2:45.011	79.86	36.945	11:12:40.488
9 -	38.839	136.6	1:06.024	138.0	23.203	130.2	2:08.066 (1)	102.89		11:14:48.554

<b>P8</b>		<b>18 Cup</b>		<b>David GILLETT</b>		<b>F312 - Chris Dittmann Racing</b>				
IDEAL LAP TIME : 2:16.716		BEST LAP TIME : 2:17.929		DIFFERENCE : 1.213						
LAP	SECTOR 1		SECTOR 2		SECTOR 3		LAP TIME	MPH	DIFF	TIME OF DAY
1 -		<b>136.9</b>	1:13.267	132.6	24.886	127.9	2:25.248 (3)	90.72	7.319	10:55:59.963
2 -	41.627	136.3	1:46.238	132.1	25.208	128.4	2:53.073	76.14	35.144	10:58:53.036
3 -	41.498	134.2	1:13.113	132.8	24.694	128.1	2:19.305 (2)	94.59	1.376	11:01:12.341
4 -	41.767	134.4	1:11.544	133.1	24.618	128.9	2:17.929 (1)	95.54		11:03:30.270

<b>P9</b>		<b>28 Cup</b>		<b>Stefano LEANEY</b>		<b>F313 - CF Racing</b>				
IDEAL LAP TIME : 2:14.202		BEST LAP TIME : 2:20.441		DIFFERENCE : 6.239						
LAP	SECTOR 1		SECTOR 2		SECTOR 3		LAP TIME	MPH	DIFF	TIME OF DAY
1 -		136.9	1:10.115	138.6	24.126	130.4	2:20.441 (1)	93.83		10:55:55.156

Weather / Track : Cloudy / Damp

Silverstone GP  
Circuit Length = 3.6604 miles  
Start: 10:53 Flag 11:14 End: 11:14

# F3 Cup Championship

## RACE 9 - STATISTICS

**Competitors Started** 9  
**Planned Start** 2019-08-18 @ 10:40:00.000  
**Actual Start** 2019-08-18 @ 10:53:34.714  
**Finish Time** 2019-08-18 @ 11:14:37.574  
**Track Length** 3.6604mi.  
**Total Laps** 68  
**Total Distance Covered** 248.9138mi.

### Session Fastest Lap History

NO	CL	NAME	LAP TIME	TIME OF DAY	LAP	VEHICLE
5	Cup	George LINE	2:10.545	10:55:45.276	1	F310 - CF Racing
5	Cup	George LINE	2:08.283	10:57:53.560	2	F310 - CF Racing
1	Cup	Cian CAREY	2:07.634	10:58:00.309	2	F311 - Chris Dittmann Racing
1	Cup	Cian CAREY	2:06.388	11:00:06.698	3	F311 - Chris Dittmann Racing
1	Cup	Cian CAREY	2:05.320	11:02:12.018	4	F311 - Chris Dittmann Racing
1	Cup	Cian CAREY	2:04.919	11:04:16.937	5	F311 - Chris Dittmann Racing
1	Cup	Cian CAREY	2:04.124	11:06:21.060	6	F311 - Chris Dittmann Racing
5	Cup	George LINE	2:04.119	11:14:39.205	9	F310 - CF Racing
1	Cup	Cian CAREY	2:03.984	11:14:39.327	9	F311 - Chris Dittmann Racing
11	Cup	Shane KELLY	2:03.856	11:14:40.013	9	F308 - University of

### Session Leader History

NO	CL	NAME	FROM LAP	LAPS LED	DISTANCE	VEHICLE
5	Cup	George LINE	1	9	32.94 miles	F310 - CF Racing

### Flag History

TYPE	TIME OF DAY
GREEN	10:53:34.714
SAFETY	11:07:49.956
GREEN	11:12:33.198
FINISH	11:14:37.574

### Flag Statistics

TYPE	COUNT	TOTAL LAPS	TOTAL TIME
Green	2	8	16:39.033
Red	0	0	0.000
Safety Car	1	1	4:43.241
FCY	0	0	0.000

Weather / Track : Cloudy / Damp

# F3 Cup Championship

## RACE 9 - STATISTICS

CLASS : Cup

8 Starters

### Fastest Lap History

NO	NAME	LAP TIME	TIME OF DAY	LAP	VEHICLE
5	George LINE	<b>2:10.545</b>	10:55:45.276	1	F310 - CF Racing
5	George LINE	<b>2:08.283</b>	10:57:53.560	2	F310 - CF Racing
1	Cian CAREY	<b>2:07.634</b>	10:58:00.309	2	F311 - Chris Dittmann Racing
1	Cian CAREY	<b>2:06.388</b>	11:00:06.698	3	F311 - Chris Dittmann Racing
1	Cian CAREY	<b>2:05.320</b>	11:02:12.018	4	F311 - Chris Dittmann Racing
1	Cian CAREY	<b>2:04.919</b>	11:04:16.937	5	F311 - Chris Dittmann Racing
1	Cian CAREY	<b>2:04.124</b>	11:06:21.060	6	F311 - Chris Dittmann Racing
5	George LINE	<b>2:04.119</b>	11:14:39.205	9	F310 - CF Racing
1	Cian CAREY	<b>2:03.984</b>	11:14:39.327	9	F311 - Chris Dittmann Racing
11	Shane KELLY	<b>2:03.856</b>	11:14:40.013	9	F308 - University of Wolverhampton

### Leader History

NO	NAME	FROM LAP	LAPS LED	DISTANCE	VEHICLE
5	George LINE	1	9	32.94 miles	F310 - CF Racing

Weather / Track : Cloudy / Damp

Results can be found at [www.tsl-timing.com](http://www.tsl-timing.com)

Page 2 of 3

Silverstone GP  
Circuit Length = 3.6604 miles  
Start: 10:53 Flag 11:14 End: 11:14  
Printed - 11:19 Sunday, 18 August 2019



# F3 Cup Championship

## RACE 9 - STATISTICS

CLASS : Inv

1 Starters

### Fastest Lap History

NO	NAME	LAP TIME	TIME OF DAY	LAP	VEHICLE
9	Stephen FITZPATRICK	2:22.211	10:55:56.942	1	F308 - Team Fox Racing
9	Stephen FITZPATRICK	2:15.391	10:58:12.333	2	F308 - Team Fox Racing
9	Stephen FITZPATRICK	2:09.626	11:02:41.598	4	F308 - Team Fox Racing
9	Stephen FITZPATRICK	2:09.240	11:04:50.837	5	F308 - Team Fox Racing
9	Stephen FITZPATRICK	2:05.792	11:14:44.380	9	F308 - Team Fox Racing

### Leader History

NO	NAME	FROM LAP	LAPS LED	DISTANCE	VEHICLE
9	Stephen FITZPATRICK	1	9	32.94 miles	F308 - Team Fox Racing

Weather / Track : Cloudy / Damp

Results can be found at [www.tsl-timing.com](http://www.tsl-timing.com)

Page 3 of 3

Silverstone GP  
Circuit Length = 3.6604 miles  
Start: 10:53 Flag 11:14 End: 11:14  
Printed - 11:19 Sunday, 18 August 2019

## F3 Cup Championship

### RACE 13 - CLASSIFICATION

POS	NO	CL	PIC NAME	ENTRY	LAPS	TIME	GAP	DIFF	MPH	BEST	ON
1	1*	Cup	1 Cian CAREY	F311 - Chris Dittmann Racing	11	21:26.011			112.71	<b>1:54.581</b>	9
2	28	Cup	2 Stefano LEANEY	F313 - CF Racing	11	21:35.110	<b>9.099</b>	9.099	111.92	<b>1:55.174</b>	7
3	5	Cup	3 George LINE	F310 - CF Racing	11	21:41.370	<b>15.359</b>	6.260	111.38	<b>1:57.035</b>	6
4	2	Cup	4 Stuart WILTSHIRE	F308 - CF Racing/JSM Group	11	21:41.974	<b>15.963</b>	0.604	111.33	<b>1:56.813</b>	7
5	11	Cup	5 Shane KELLY	F308 - University of Wolverhampton Racin	11	21:42.272	<b>16.261</b>	0.298	111.30	<b>1:56.755</b>	7
6	10	Cup	6 Darragh DALY	F308 - Team Fox Racing	11	21:44.161	<b>18.150</b>	1.889	111.14	<b>1:56.928</b>	4
7	9	Inv	1 Stephen FITZPATRICK	F308 - Team Fox Racing	10	22:23.372	<b>1 Lap</b>	1 Lap	98.09	<b>1:57.741</b>	7

NOT CLASSIFIED

DNF	27	Cup	Tony BISHOP	F314 - CF Racing / Hardall Holdings	0
-----	----	-----	-------------	-------------------------------------	---

FASTEST LAP

1	Cup	Cian CAREY	F311 - Chris Dittmann Racing	9	1:54.581	115.00 mph	185.08 kph
9	Inv	Stephen FITZPATRICK	F308 - Team Fox Racing	7	1:57.741	111.92 mph	180.12 kph

\*Car 1 - 10 second penalty, false start.

Silverstone GP

Circuit Length = 3.6604 miles

Start: 15:47 Flag 16:09 End: 16:10

Weather / Track : Bright / Dry

These results are provisional until the conclusion of any judicial and technical matters.

Clerk Of Course :	Steward :	Timekeeper :
-------------------	-----------	--------------

Results can be found at [www.tsl-timing.com](http://www.tsl-timing.com)

Printed - 16:10 Sunday, 18 August 2019

# F3 Cup Championship

## RACE 13 - LAP CHART

LAP 1 @ 15:49:45.552			LAP 2 @ 15:51:42.363			LAP 3 @ 15:53:38.282			LAP 4 @ 15:55:34.412			LAP 5 @ 15:57:30.295		
NO	BEHIND	LAP TIME	NO	BEHIND	LAP TIME	NO	BEHIND	LAP TIME	NO	BEHIND	LAP TIME	NO	BEHIND	LAP TIME
1		1:59.784	1		1:56.811	1		1:55.919	1		1:56.130	1		1:55.883
28	0.472	2:00.256	28	0.221	1:56.560	5	6.202	1:58.339	5	8.062	1:57.990	28	9.388	1:56.243
5	2.095	2:01.879	5	3.782	1:58.498	2	7.175	1:58.412	2	8.831	1:57.786	5	10.175	1:57.996
2	2.908	2:02.692	2	4.682	1:58.585	11	7.831	1:58.583	28	9.028	1:56.921	2	10.868	1:57.920
11	3.959	2:03.743	11	5.167	1:58.019	28	8.237	2:03.935	10	9.566	1:56.928	11	11.818	1:57.289
10	4.962	2:04.746	10	6.737	1:58.586	10	8.768	1:57.950	11	10.412	1:58.711	10	12.904	1:59.221
9	1:21.966	3:21.750 P				9	1 Lap	2:55.588	9	1 Lap	2:01.225	9	1 Lap	1:58.757

Weather / Track : Bright / Dry

Results can be found at [www.tsl-timing.com](http://www.tsl-timing.com)

Page 1 of 3

Silverstone GP  
 Circuit Length = 3.6604 miles  
 Start: 15:47 Flag 16:09 End: 16:10

Printed - 16:13 Sunday, 18 August 2019

# F3 Cup Championship

## RACE 13 - LAP CHART

LAP 6 @ 15:59:25.879			LAP 7 @ 16:01:21.264			LAP 8 @ 16:03:16.265			LAP 9 @ 16:05:10.846			LAP 10 @ 16:07:06.254		
NO	BEHIND	LAP TIME	NO	BEHIND	LAP TIME	NO	BEHIND	LAP TIME	NO	BEHIND	LAP TIME	NO	BEHIND	LAP TIME
1		1:55.584	1		1:55.385	1		1:55.001	1		1:54.581	1		1:55.408
28	9.257	1:55.453	28	9.046	1:55.174	28	9.409	1:55.364	28	10.435	1:55.607	28	18.319	2:03.292
5	11.626	1:57.035	5	13.420	1:57.179	5	16.819	1:58.400	5	20.633	1:58.395	5	22.799	1:57.574
2	12.636	1:57.352	2	14.064	1:56.813	2	17.204	1:58.141	2	21.287	1:58.664	2	23.589	1:57.710
11	13.336	1:57.102	11	14.706	1:56.755	11	17.979	1:58.274	11	21.736	1:58.338	11	24.027	1:57.699
10	15.299	1:57.979	10	17.925	1:58.011	10	20.795	1:57.871	10	23.624	1:57.410	10	25.890	1:57.674
9	1 Lap	2:08.988	9	1 Lap	1:58.642	9	1 Lap	1:57.741	9	1 Lap	1:58.918	9	1 Lap	1:59.229

Weather / Track : Bright / Dry

Results can be found at [www.tsl-timing.com](http://www.tsl-timing.com)

Page 2 of 3

Silverstone GP  
 Circuit Length = 3.6604 miles  
 Start: 15:47 Flag 16:09 End: 16:10

Printed - 16:13 Sunday, 18 August 2019

# F3 Cup Championship

## RACE 13 - LAP CHART

LAP 11 @ 16:09:01.779		
NO	BEHIND	LAP TIME
1		1:55.525
28	19.099	1:56.305
5	25.359	1:58.085
2	25.963	1:57.899
11	26.261	1:57.759
10	28.150	1:57.785
9	1 Lap	2:02.534

## F3 Cup Championship

### RACE 13 - POSITION CHART

No	Name	Lap Pos	Lap											
			1	2	3	4	5	6	7	8	9	10	11	
28	LEANEY	1	1	1	1	1	1	1	1	1	1	1	1	1
1	CAREY	2	28	28	5	5	28	28	28	28	28	28	28	28
5	LINE	3	5	5	2	2	5	5	5	5	5	5	5	5
27	BISHOP	4	2	2	11	28	2	2	2	2	2	2	2	2
2	WILTSHIRE	5	11	11	28	10	11	11	11	11	11	11	11	11
11	KELLY	6	10	10	10	11	10	10	10	10	10	10	10	10
9	FITZPATRICK	7	9	9	9	9	9	9	9	9	9	9	9	9
10	DALY	8												

Weather / Track : Bright / Dry

Results can be found at [www.tsl-timing.com](http://www.tsl-timing.com)

Silverstone GP  
Circuit Length = 3.6604 miles  
Start: 15:47 Flag 16:09 End: 16:10

Printed - 16:14 Sunday, 18 August 2019

# F3 Cup Championship

## RACE 13 - BEST SECTORS

SECTOR 1			SECTOR 2			SECTOR 3			IDEAL / BEST COMPARISON						
POS	NO	NAME	TIME	NO	NAME	TIME	NO	NAME	TIME	POS	NO	NAME	IDEAL	BEST	DIFF
													PERFECT LAP	1:54.536	
1	1	CAREY	34.505	1	CAREY	59.205	28	LEANEY	20.826	1	1	CAREY	1:54.581	1:54.581	0.000
2	28	LEANEY	34.532	28	LEANEY	59.608	1	CAREY	20.871	2	28	LEANEY	1:54.966	1:55.174	0.208
3	2	WILTSHIRE	34.785	11	KELLY	1:00.246	5	LINE	21.267	3	11	KELLY	1:56.459	1:56.755	0.296
4	11	KELLY	34.882	5	LINE	1:00.304	2	WILTSHIRE	21.288	4	2	WILTSHIRE	1:56.639	1:56.813	0.174
5	10	DALY	34.883	10	DALY	1:00.452	11	KELLY	21.331	5	10	DALY	1:56.817	1:56.928	0.111
6	9	FITZPATRICK	35.232	2	WILTSHIRE	1:00.566	9	FITZPATRICK	21.445	6	5	LINE	1:56.922	1:57.035	0.113
7	5	LINE	35.351	9	FITZPATRICK	1:00.581	10	DALY	21.482	7	9	FITZPATRICK	1:57.258	1:57.741	0.483
8															

Weather / Track : Bright / Dry

Results can be found at [www.tsl-timing.com](http://www.tsl-timing.com)

Silverstone GP

Circuit Length = 3.6604 miles

Start: 15:47 Flag 16:09 End: 16:10

Printed - 16:11 Sunday, 18 August 2019

## F3 Cup Championship

### RACE 13 - BEST SPEEDS

POS	INTERMEDIATE 1			INTERMEDIATE 2			FINISH LINE		
	NO	NAME	MPH	NO	NAME	MPH	NO	NAME	MPH
1	2	WILTSHIRE	141.8	28	LEANEY	141.5	28	LEANEY	135.8
2	28	LEANEY	140.1	5	LINE	140.1	5	LINE	134.2
3	11	KELLY	140.1	10	DALY	139.5	2	WILTSHIRE	134.2
4	9	FITZPATRICK	138.9	2	WILTSHIRE	139.2	9	FITZPATRICK	134.2
5	1	CAREY	138.3	1	CAREY	138.6	1	CAREY	133.9
6	5	LINE	138.3	11	KELLY	138.6	11	KELLY	133.6
7	10	DALY	137.5	9	FITZPATRICK	138.0	10	DALY	132.0
8									

Weather / Track : Bright / Dry

Results can be found at [www.tsl-timing.com](http://www.tsl-timing.com)

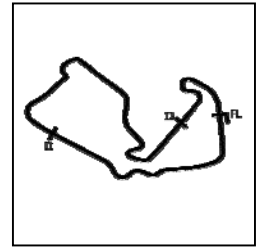
Silverstone GP  
Circuit Length = 3.6604 miles  
Start: 15:47 Flag 16:09 End: 16:10

Printed - 16:12 Sunday, 18 August 2019



# F3 Cup Championship

## RACE 13 - SECTOR ANALYSIS



SECTOR 1 = FL to I1, SECTOR 2 = I1 to I2, SECTOR 3 = I2 to FL, DIFF = Difference To Personal Best Lap, P = Crossed Finish Line in Pit Lane, D = Time Disallowed

P1		1 Cup		Cian CAREY		F311 - Chris Dittmann Racing				
IDEAL LAP TIME : 1:54.581		BEST LAP TIME : 1:54.581		DIFFERENCE : 0.000						
LAP	SECTOR 1		SECTOR 2		SECTOR 3		LAP TIME	MPH	DIFF	TIME OF DAY
1 -		136.3	1:00.933	137.7	20.896	132.8	1:59.784	110.01	5.203	15:49:45.552
2 -	35.875	136.6	59.857	137.7	21.079	<b>133.9</b>	1:56.811	112.81	2.230	15:51:42.363
3 -	35.135	137.7	59.670	<b>138.6</b>	21.114	133.3	1:55.919	113.68	1.338	15:53:38.282
4 -	35.338	137.5	59.876	138.3	20.916	<b>133.9</b>	1:56.130	113.47	1.549	15:55:34.412
5 -	35.157	138.0	59.679	138.3	21.047	133.6	1:55.883	113.71	1.302	15:57:30.295
6 -	35.020	<b>138.3</b>	59.552	137.7	21.012	133.6	1:55.584	114.01	1.003	15:59:25.879
7 -	34.828	137.7	59.610	136.9	20.947	132.8	1:55.385 (3)	114.20	0.804	16:01:21.264
8 -	34.791	137.7	59.330	137.7	20.880	133.1	1:55.001 (2)	114.58	0.420	16:03:16.265
9 -	<b>34.505</b>	<b>138.3</b>	<b>59.205</b>	137.7	<b>20.871</b>	132.8	<b>1:54.581 (1)</b>	<b>115.00</b>		<b>16:05:10.846</b>
10 -	34.912	138.0	59.498	137.2	20.998	133.3	1:55.408	114.18	0.827	16:07:06.254
11 -	35.055	137.7	59.535	136.9	20.935	<b>133.9</b>	1:55.525	114.06	0.944	16:09:01.779

P2		28 Cup		Stefano LEANEY		F313 - CF Racing				
IDEAL LAP TIME : 1:54.966		BEST LAP TIME : 1:55.174		DIFFERENCE : 0.208						
LAP	SECTOR 1		SECTOR 2		SECTOR 3		LAP TIME	MPH	DIFF	TIME OF DAY
1 -		138.9	1:01.227	137.7	<b>20.826</b>	134.2	2:00.256	109.58	5.082	15:49:46.024
2 -	35.583	<b>140.1</b>	59.822	<b>141.5</b>	21.155	134.7	1:56.560	113.05	1.386	15:51:42.584
3 -	35.257	139.5	1:07.436	137.5	21.242	134.4	2:03.935	106.32	8.761	15:53:46.519
4 -	34.784	139.2	1:01.058	136.9	21.079	<b>135.8</b>	1:56.921	112.70	1.747	15:55:43.440
5 -	35.414	138.9	59.963	137.2	20.866	133.3	1:56.243	113.36	1.069	15:57:39.683
6 -	34.791	136.9	59.784	136.3	20.878	133.1	1:55.453 (3)	114.13	0.279	15:59:35.136
7 -	<b>34.532</b>	136.6	<b>59.608</b>	135.5	21.034	132.3	<b>1:55.174 (1)</b>	<b>114.41</b>		<b>16:01:30.310</b>
8 -	34.761	135.2	59.692	136.3	20.911	133.3	1:55.364 (2)	114.22	0.190	16:03:25.674
9 -	34.611	136.6	59.995	136.1	21.001	131.7	1:55.607	113.98	0.433	16:05:21.281
10 -	34.638	135.8	1:07.393	135.8	21.261	133.9	2:03.292	106.88	8.118	16:07:24.573
11 -	34.817	135.2	1:00.276	135.0	21.212	133.3	1:56.305	113.30	1.131	16:09:20.878

P3		5 Cup		George LINE		F310 - CF Racing				
IDEAL LAP TIME : 1:56.922		BEST LAP TIME : 1:57.035		DIFFERENCE : 0.113						
LAP	SECTOR 1		SECTOR 2		SECTOR 3		LAP TIME	MPH	DIFF	TIME OF DAY
1 -		131.3	1:00.780	137.7	21.416	132.8	2:01.879	108.12	4.844	15:49:47.647
2 -	36.221	136.3	1:00.924	138.6	21.353	133.3	1:58.498	111.20	1.463	15:51:46.145
3 -	35.913	135.8	1:01.159	138.9	<b>21.267</b>	133.1	1:58.339	111.35	1.304	15:53:44.484
4 -	35.895	135.8	1:00.710	138.9	21.385	133.9	1:57.990	111.68	0.955	15:55:42.474
5 -	35.652	137.5	1:00.814	<b>140.1</b>	21.530	<b>134.2</b>	1:57.996	111.67	0.961	15:57:40.470
6 -	<b>35.351</b>	<b>138.3</b>	<b>1:00.304</b>	138.9	21.380	132.8	<b>1:57.035 (1)</b>	<b>112.59</b>		<b>15:59:37.505</b>
7 -	35.445	136.9	1:00.350	138.0	21.384	132.3	1:57.179 (2)	112.45	0.144	16:01:34.684
8 -	35.606	136.3	1:01.347	138.3	21.447	133.1	1:58.400	111.29	1.365	16:03:33.084
9 -	35.652	136.9	1:01.341	138.9	21.402	132.3	1:58.395	111.30	1.360	16:05:31.479
10 -	35.795	135.8	1:00.411	137.7	21.368	133.6	1:57.574 (3)	112.08	0.539	16:07:29.053
11 -	35.706	136.1	1:00.970	137.7	21.409	133.3	1:58.085	111.59	1.050	16:09:27.138

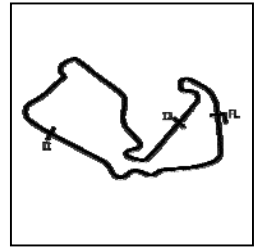
P4		2 Cup		Stuart WILTSHIRE		F308 - CF Racing/JSM Group				
IDEAL LAP TIME : 1:56.639		BEST LAP TIME : 1:56.813		DIFFERENCE : 0.174						
LAP	SECTOR 1		SECTOR 2		SECTOR 3		LAP TIME	MPH	DIFF	TIME OF DAY
1 -		136.3	1:01.138	137.5	21.470	132.8	2:02.692	107.40	5.879	15:49:48.460
2 -	35.642	140.3	1:01.514	137.5	21.429	133.1	1:58.585	111.12	1.772	15:51:47.045
3 -	35.439	139.5	1:01.503	136.9	21.470	132.5	1:58.412	111.28	1.599	15:53:45.457
4 -	35.360	139.2	1:01.079	137.7	21.347	<b>134.2</b>	1:57.786	111.87	0.973	15:55:43.243
5 -	35.702	141.5	1:00.870	137.7	21.348	133.3	1:57.920	111.75	1.107	15:57:41.163
6 -	34.906	<b>141.8</b>	1:00.970	137.2	21.476	132.8	1:57.352 (2)	112.29	0.539	15:59:38.515
7 -	<b>34.785</b>	140.6	<b>1:00.566</b>	136.9	21.462	132.5	<b>1:56.813 (1)</b>	<b>112.81</b>		<b>16:01:35.328</b>
8 -	35.014	139.8	1:01.610	<b>139.2</b>	21.517	132.8	1:58.141	111.54	1.328	16:03:33.469
9 -	35.272	138.3	1:02.104	137.5	<b>21.288</b>	133.1	1:58.664	111.05	1.851	16:05:32.133
10 -	35.089	137.7	1:00.913	137.2	21.708	133.6	1:57.710 (3)	111.95	0.897	16:07:29.843
11 -	35.254	139.8	1:01.230	137.5	21.415	132.3	1:57.899	111.77	1.086	16:09:27.742

Weather / Track : Bright / Dry

Silverstone GP  
Circuit Length = 3.6604 miles  
Start: 15:47 Flag 16:09 End: 16:10

# F3 Cup Championship

## RACE 13 - SECTOR ANALYSIS



SECTOR 1 = FL to I1, SECTOR 2 = I1 to I2, SECTOR 3 = I2 to FL, DIFF = Difference To Personal Best Lap, P = Crossed Finish Line in Pit Lane, D = Time Disallowed

<b>P5</b>		<b>11 Cup</b>		<b>Shane KELLY</b>		<b>F308 - University of Wolverhampton Racing</b>				
IDEAL LAP TIME : 1:56.459		BEST LAP TIME : 1:56.755		DIFFERENCE : 0.296						
LAP	SECTOR 1	SECTOR 2	SECTOR 3	LAP TIME	MPH	DIFF	TIME OF DAY			
1 -		135.8	1:01.207	136.6	21.753	131.7	2:03.743	106.49	6.988	15:49:49.511
2 -	35.915	138.0	1:00.502	138.3	21.602	133.3	1:58.019	111.65	1.264	15:51:47.530
3 -	35.363	<b>140.1</b>	1:01.820	137.2	21.400	132.8	1:58.583	111.12	1.828	15:53:46.113
4 -	37.044	136.9	1:00.336	<b>138.6</b>	<b>21.331</b>	<b>133.6</b>	1:58.711	111.00	1.956	15:55:44.824
5 -	35.340	139.5	1:00.518	136.9	21.431	132.5	1:57.289 <b>(3)</b>	112.35	0.534	15:57:42.113
6 -	35.071	139.2	1:00.498	137.2	21.533	132.5	1:57.102 <b>(2)</b>	112.53	0.347	15:59:39.215
7 -	<b>34.882</b>	139.5	1:00.512	135.8	21.361	131.5	<b>1:56.755 (1)</b>	<b>112.86</b>		<b>16:01:35.970</b>
8 -	35.034	138.6	1:01.227	<b>138.6</b>	22.013	129.2	1:58.274	111.41	1.519	16:03:34.244
9 -	35.126	139.2	1:01.790	138.0	21.422	132.8	1:58.338	111.35	1.583	16:05:32.582
10 -	35.355	138.9	<b>1:00.246</b>	138.0	22.098	133.3	1:57.699	111.96	0.944	16:07:30.281
11 -	35.357	138.9	1:00.888	137.7	21.514	132.8	1:57.759	111.90	1.004	16:09:28.040

<b>P6</b>		<b>10 Cup</b>		<b>Darragh DALY</b>		<b>F308 - Team Fox Racing</b>				
IDEAL LAP TIME : 1:56.817		BEST LAP TIME : 1:56.928		DIFFERENCE : 0.111						
LAP	SECTOR 1	SECTOR 2	SECTOR 3	LAP TIME	MPH	DIFF	TIME OF DAY			
1 -		131.0	1:01.353	134.4	21.528	130.4	2:04.746	105.63	7.818	15:49:50.514
2 -	35.810	133.9	1:01.245	134.2	21.531	130.4	1:58.586	111.12	1.658	15:51:49.100
3 -	35.452	134.4	1:00.874	<b>139.5</b>	21.624	131.2	1:57.950	111.72	1.022	15:53:47.050
4 -	<b>34.883</b>	<b>137.5</b>	<b>1:00.452</b>	138.0	21.593	<b>132.0</b>	<b>1:56.928 (1)</b>	<b>112.70</b>		<b>15:55:43.978</b>
5 -	36.127	132.6	1:01.485	135.5	21.609	130.7	1:59.221	110.53	2.293	15:57:43.199
6 -	35.094	135.8	1:01.201	134.2	21.684	130.4	1:57.979	111.69	1.051	15:59:41.178
7 -	35.474	135.0	1:00.970	133.6	21.567	129.4	1:58.011	111.66	1.083	16:01:39.189
8 -	35.261	134.2	1:01.128	133.6	<b>21.482</b>	130.2	1:57.871	111.79	0.943	16:03:37.060
9 -	35.126	134.7	1:00.737	134.2	21.547	129.9	1:57.410 <b>(2)</b>	112.23	0.482	16:05:34.470
10 -	34.979	135.2	1:01.027	134.2	21.668	130.7	1:57.674 <b>(3)</b>	111.98	0.746	16:07:32.144
11 -	35.197	134.2	1:00.864	133.6	21.724	130.2	1:57.785	111.88	0.857	16:09:29.929

<b>P7</b>		<b>9 Inv</b>		<b>Stephen FITZPATRICK</b>		<b>F308 - Team Fox Racing</b>				
IDEAL LAP TIME : 1:57.258		BEST LAP TIME : 1:57.741		DIFFERENCE : 0.483						
LAP	SECTOR 1	SECTOR 2	SECTOR 3	LAP TIME	MPH	DIFF	TIME OF DAY			
1 -		112.0	1:48.582	62.7	IN PIT		3:21.750 <b>P</b>	65.31	1:24.009	15:51:07.518
2 -	OUTLAP	132.1	1:03.693	<b>138.0</b>	22.313	131.7	2:55.588	75.04	57.847	15:54:03.106
3 -	37.659	136.6	1:01.848	<b>138.0</b>	21.718	<b>134.2</b>	2:01.225	108.70	3.484	15:56:04.331
4 -	35.959	137.5	1:01.353	<b>138.0</b>	<b>21.445</b>	133.1	1:58.757 <b>(3)</b>	110.96	1.016	15:58:03.088
5 -	44.077	133.9	1:02.692	137.7	22.219	132.5	2:08.988	102.16	11.247	16:00:12.076
6 -	35.773	137.2	1:01.311	<b>138.0</b>	21.558	132.8	1:58.642 <b>(2)</b>	111.07	0.901	16:02:10.718
7 -	35.711	136.6	<b>1:00.581</b>	137.5	21.449	133.3	<b>1:57.741 (1)</b>	<b>111.92</b>		<b>16:04:08.459</b>
8 -	<b>35.232</b>	<b>138.9</b>	1:02.050	137.2	21.636	132.8	1:58.918	110.81	1.177	16:06:07.377
9 -	35.869	136.9	1:01.053	134.7	22.307	132.0	1:59.229	110.52	1.488	16:08:06.606
10 -	37.221	136.3	1:02.628	135.8	22.685	132.5	2:02.534	107.54	4.793	16:10:09.140

Weather / Track : Bright / Dry

Silverstone GP  
Circuit Length = 3.6604 miles  
Start: 15:47 Flag 16:09 End: 16:10

# F3 Cup Championship

## RACE 13 - STATISTICS

**Competitors Started** 7  
**Planned Start** 2019-08-18 @ 15:45:00.000  
**Actual Start** 2019-08-18 @ 15:47:45.767  
**Finish Time** 2019-08-18 @ 16:09:01.179  
**Track Length** 3.6604mi.  
**Total Laps** 76  
**Total Distance Covered** 278.1978mi.

### Session Fastest Lap History

NO	CL	NAME	LAP TIME	TIME OF DAY	LAP	VEHICLE
1	Cup	Cian CAREY	1:59.784	15:49:45.570	1	F311 - Chris Dittmann Racing
1	Cup	Cian CAREY	1:56.811	15:51:42.381	2	F311 - Chris Dittmann Racing
28	Cup	Stefano LEANEY	1:56.560	15:51:42.613	2	F313 - CF Racing
1	Cup	Cian CAREY	1:55.919	15:53:38.300	3	F311 - Chris Dittmann Racing
1	Cup	Cian CAREY	1:55.883	15:57:30.313	5	F311 - Chris Dittmann Racing
1	Cup	Cian CAREY	1:55.584	15:59:25.896	6	F311 - Chris Dittmann Racing
28	Cup	Stefano LEANEY	1:55.453	15:59:35.164	6	F313 - CF Racing
1	Cup	Cian CAREY	1:55.385	16:01:21.281	7	F311 - Chris Dittmann Racing
28	Cup	Stefano LEANEY	1:55.174	16:01:30.339	7	F313 - CF Racing
1	Cup	Cian CAREY	1:55.001	16:03:16.284	8	F311 - Chris Dittmann Racing
1	Cup	Cian CAREY	1:54.581	16:05:10.864	9	F311 - Chris Dittmann Racing

### Session Leader History

NO	CL	NAME	FROM LAP	LAPS LED	DISTANCE	VEHICLE
1	Cup	Cian CAREY	1	11	40.26 miles	F311 - Chris Dittmann Racing

### Flag History

TYPE	TIME OF DAY
GREEN	15:47:45.767
FINISH	16:09:01.179

### Flag Statistics

TYPE	COUNT	TOTAL LAPS	TOTAL TIME
Green	1	11	22:45.317
Red	0	0	0.000
Safety Car	0	0	0.000
FCY	0	0	0.000

Weather / Track : Bright / Dry

# F3 Cup Championship

## RACE 13 - STATISTICS

CLASS : Cup

6 Starters

### Fastest Lap History

NO	NAME	LAP TIME	TIME OF DAY	LAP	VEHICLE
1	Cian CAREY	1:59.784	15:49:45.570	1	F311 - Chris Dittmann Racing
1	Cian CAREY	1:56.811	15:51:42.381	2	F311 - Chris Dittmann Racing
28	Stefano LEANEY	1:56.560	15:51:42.613	2	F313 - CF Racing
1	Cian CAREY	1:55.919	15:53:38.300	3	F311 - Chris Dittmann Racing
1	Cian CAREY	1:55.883	15:57:30.313	5	F311 - Chris Dittmann Racing
1	Cian CAREY	1:55.584	15:59:25.896	6	F311 - Chris Dittmann Racing
28	Stefano LEANEY	1:55.453	15:59:35.164	6	F313 - CF Racing
1	Cian CAREY	1:55.385	16:01:21.281	7	F311 - Chris Dittmann Racing
28	Stefano LEANEY	1:55.174	16:01:30.339	7	F313 - CF Racing
1	Cian CAREY	1:55.001	16:03:16.284	8	F311 - Chris Dittmann Racing
1	Cian CAREY	1:54.581	16:05:10.864	9	F311 - Chris Dittmann Racing

### Leader History

NO	NAME	FROM LAP	LAPS LED	DISTANCE	VEHICLE
1	Cian CAREY	1	11	40.26 miles	F311 - Chris Dittmann Racing

Weather / Track : Bright / Dry

Results can be found at [www.tsl-timing.com](http://www.tsl-timing.com)

Page 2 of 3

Silverstone GP  
Circuit Length = 3.6604 miles  
Start: 15:47 Flag 16:09 End: 16:10  
Printed - 16:15 Sunday, 18 August 2019

# F3 Cup Championship

## RACE 13 - STATISTICS

CLASS : Inv

1 Starters

### Fastest Lap History

NO	NAME	LAP TIME	TIME OF DAY	LAP	VEHICLE
9	Stephen FITZPATRICK	<b>2:01.225</b>	15:56:04.346	3	F308 - Team Fox Racing
9	Stephen FITZPATRICK	<b>1:58.757</b>	15:58:03.103	4	F308 - Team Fox Racing
9	Stephen FITZPATRICK	<b>1:58.642</b>	16:02:10.734	6	F308 - Team Fox Racing
9	Stephen FITZPATRICK	<b>1:57.741</b>	16:04:08.474	7	F308 - Team Fox Racing

### Leader History

NO	NAME	FROM LAP	LAPS LED	DISTANCE	VEHICLE
9	Stephen FITZPATRICK	1	10	36.60 miles	F308 - Team Fox Racing

Weather / Track : Bright / Dry

Results can be found at [www.tsl-timing.com](http://www.tsl-timing.com)

Page 3 of 3

Silverstone GP  
Circuit Length = 3.6604 miles  
Start: 15:47 Flag 16:09 End: 16:10  
Printed - 16:15 Sunday, 18 August 2019