



## **F3 CUP CHAMPIONSHIP**

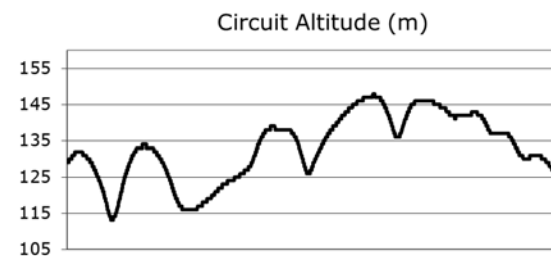
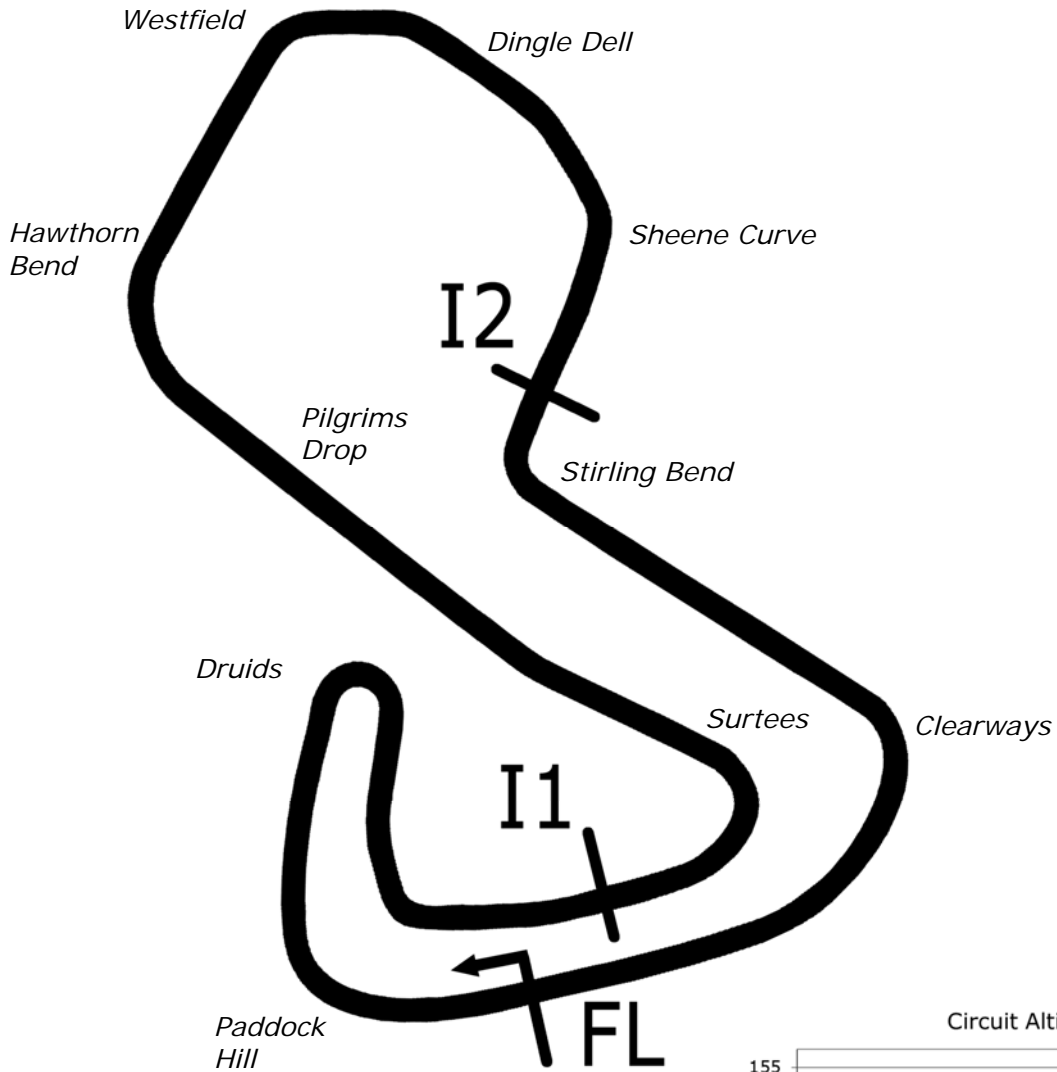
**Brands Hatch GP Circuit**

**31<sup>st</sup> August / 1<sup>st</sup> September 2019**



**Results Provided by Timing Solutions Ltd**  
[www.tsl-timing.com](http://www.tsl-timing.com)

# Brands Hatch GP



Length	2.4332 miles	3916.0 m	
FL		51.36032 N	0.26032 E
I1	1116m	51.35934 N	0.25955 E
I2	2928m	51.35532 N	0.26250 E
Pit Entry	3646m	51.35911 N	0.25743 E
Pit Exit	26m after FL	51.36027 N	0.26078 E
Pit Entry-Pit Exit 277m, 16.6s @60kph, 12.4s @80kph			

All results available at [www.tsl-timing.com](http://www.tsl-timing.com)

# F3 Cup Championship

## QUALIFYING - CLASSIFICATION

POS	NO	NAME	ENTRY	TIME	ON	LAPS	GAP	DIFF	MPH
1	28	Stefano LEANEY	F313 2000	1:20.538	12	12			108.76
2	1	Cian CAREY	F311 2000	1:20.946	9	9	0.408	0.408	108.21
3	11	Shane KELLY	F308 2000	1:21.177	14	14	0.639	0.231	107.91
4	10	Darragh DALY	F308 2000	1:22.097	13	14	1.559	0.920	106.70
5	29	Stuart WILTSHIRE	F308 2000	1:22.351	13	14	1.813	0.254	106.37
6	4	Gino USSI	F312 2000	1:23.286	9	12	2.748	0.935	105.17
7	27	Tony BISHOP	F314 2000	1:23.384	9	14	2.846	0.098	105.05
8	9	Stephen FITZPATRICK	F308 2000	1:25.108	13	13	4.570	1.724	102.92
9	5	George LINE	F310 2000	1:27.609	3	3	7.071	2.501	99.98

Weather / Track : Sunny / Dry

These results are provisional until the conclusion of any judicial and technical matters.

Brands Hatch GP

Circuit Length = 2.4332 miles

Start: 09:00 Flag 09:20 End: 09:21

Clerk Of Course :

Steward :

Timekeeper :

## F3 Cup Championship

### QUALIFYING - 2ND FASTEST CLASSIFICATION

POS	NO	NAME	ENTRY	TIME	ON	LAPS	GAP	DIFF	MPH
1	1	Cian CAREY	F311 2000	1:21.085	8	9			108.03
2	28	Stefano LEANEY	F313 2000	1:21.148	11	12	0.063	0.063	107.94
3	11	Shane KELLY	F308 2000	1:21.812	13	14	0.727	0.664	107.07
4	10	Darragh DALY	F308 2000	1:22.205	12	14	1.120	0.393	106.56
5	29	Stuart WILTSHIRE	F308 2000	1:22.450	12	14	1.365	0.245	106.24
6	4	Gino USSI	F312 2000	1:23.382	12	12	2.297	0.932	105.05
7	27	Tony BISHOP	F314 2000	1:23.534	13	14	2.449	0.152	104.86
8	9	Stephen FITZPATRICK	F308 2000	1:25.997	11	13	4.912	2.463	101.86
9	5	George LINE	F310 2000	1:32.257	2	3	11.172	6.260	94.95

Weather / Track : Sunny / Dry

These results are provisional until the conclusion of any judicial and technical matters.

Brands Hatch GP

Circuit Length = 2.4332 miles

Start: 09:00 Flag 09:20 End: 09:21

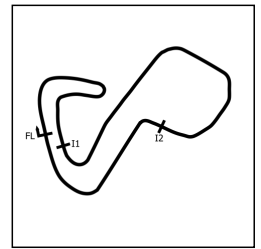
Clerk Of Course :

Steward :

Timekeeper :

# F3 Cup Championship

## QUALIFYING - SECTOR ANALYSIS



SECTOR 1 = FL to I1, SECTOR 2 = I1 to I2, SECTOR 3 = I2 to FL, DIFF = Difference To Personal Best Lap, P = Crossed Finish Line in Pit Lane, D = Time Disallowed

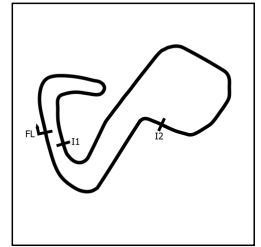
P1 28		Stefano LEANEY		F313 2000			
IDEAL LAP TIME : 1:20.466		BEST LAP TIME : 1:20.538		DIFFERENCE : 0.072			
LAP	SECTOR 1	SECTOR 2	SECTOR 3	LAP TIME	MPH	DIFF	TIME OF DAY
1 -	OUTLAP	41.922	21.996	1:38.259	89.15	17.721	09:01:55.060
2 -	27.496	38.475	20.958	1:26.929	100.77	6.391	09:03:21.989
3 -	26.623	37.279	20.186	1:24.088	104.17	3.550	09:04:46.077
4 -	26.178	36.851	19.977	1:23.006	105.53	2.468	09:06:09.083
5 -	26.005	36.631	19.957	1:22.593	106.06	2.055	09:07:31.676
6 -	25.664	36.120	19.620	1:21.404	107.60	0.866	09:08:53.080
7 -	25.669	36.052	19.657	1:21.378 (3)	107.64	0.840	09:10:14.458
8 -	25.642	36.871	19.730	1:22.243	106.51	1.705	09:11:36.701
9 -	25.966	36.145	19.461	1:21.572	107.38	1.034	09:12:58.273
10 -	25.621	36.152	19.710	1:21.483	107.50	0.945	09:14:19.756
11 -	25.603	35.991	19.554	1:21.148 (2)	107.94	0.610	09:15:40.904
12 -	25.627	<b>35.558</b>	<b>19.353</b>	<b>1:20.538 (1)</b>	<b>108.76</b>		<b>09:17:01.442</b>

P2 1		Cian CAREY		F311 2000			
IDEAL LAP TIME : 1:20.879		BEST LAP TIME : 1:20.946		DIFFERENCE : 0.067			
LAP	SECTOR 1	SECTOR 2	SECTOR 3	LAP TIME	MPH	DIFF	TIME OF DAY
1 -	OUTLAP	44.168	22.502	1:40.553	87.11	19.607	09:02:19.140
2 -	28.237	41.010	21.323	1:30.570	96.71	9.624	09:03:49.710
3 -	27.216	39.197	20.852	1:27.265	100.38	6.319	09:05:16.975
4 -	26.571	38.150	20.624	1:25.345	102.64	4.399	09:06:42.320
5 -	27.189	37.260	19.936	1:24.385	103.80	3.439	09:08:06.705
6 -	26.020	36.905	19.904	1:22.829	105.75	1.883	09:09:29.534
7 -	25.772	36.325	19.607	1:21.704 (3)	107.21	0.758	09:10:51.238
8 -	25.650	35.962	<b>19.473</b>	1:21.085 (2)	108.03	0.139	09:12:12.323
9 -	<b>25.574</b>	<b>35.832</b>	19.540	<b>1:20.946 (1)</b>	<b>108.21</b>		<b>09:13:33.269</b>

P3 11		Shane KELLY		F308 2000			
IDEAL LAP TIME : 1:21.177		BEST LAP TIME : 1:21.177		DIFFERENCE : 0.000			
LAP	SECTOR 1	SECTOR 2	SECTOR 3	LAP TIME	MPH	DIFF	TIME OF DAY
1 -	OUTLAP	46.155	22.899	1:45.052	83.38	23.875	09:02:21.346
2 -	28.521	41.308	21.786	1:31.615	95.61	10.438	09:03:52.961
3 -	27.259	39.590	20.922	1:27.771	99.80	6.594	09:05:20.732
4 -	26.442	38.230	20.434	1:25.106	102.92	3.929	09:06:45.838
5 -	27.036	38.121	20.387	1:25.544	102.40	4.367	09:08:11.382
6 -	26.114	38.395	20.355	1:24.864	103.22	3.687	09:09:36.246
7 -	26.134	37.152	20.098	1:23.384	105.05	2.207	09:10:59.630
8 -	26.022	36.809	19.902	1:22.733	105.88	1.556	09:12:22.363
9 -	25.898	36.658	19.976	1:22.532	106.13	1.355	09:13:44.895
10 -	25.893	36.828	20.225	1:22.946	105.60	1.769	09:15:07.841
11 -	25.834	36.381	19.932	1:22.147	106.63	0.970	09:16:29.988
12 -	25.901	36.181	19.734	1:21.816 (3)	107.06	0.639	09:17:51.804
13 -	25.847	36.384	19.581	1:21.812 (2)	107.07	0.635	09:19:13.616
14 -	<b>25.748</b>	<b>35.996</b>	<b>19.433</b>	<b>1:21.177 (1)</b>	<b>107.91</b>		<b>09:20:34.793</b>

# F3 Cup Championship

## QUALIFYING - SECTOR ANALYSIS



SECTOR 1 = FL to I1, SECTOR 2 = I1 to I2, SECTOR 3 = I2 to FL, DIFF = Difference To Personal Best Lap, P = Crossed Finish Line in Pit Lane, D = Time Disallowed

P4 10		Darragh DALY		F308 2000			
IDEAL LAP TIME : 1:21.893		BEST LAP TIME : 1:22.097		DIFFERENCE : 0.204			
LAP	SECTOR 1	SECTOR 2	SECTOR 3	LAP TIME	MPH	DIFF	TIME OF DAY
1 -	OUTLAP	45.649	23.802	1:45.368	83.13	23.271	09:02:10.298
2 -	29.607	42.048	22.301	1:33.956	93.23	11.859	09:03:44.254
3 -	27.845	40.420	21.648	1:29.913	97.42	7.816	09:05:14.167
4 -	27.318	39.299	21.321	1:27.938	99.61	5.841	09:06:42.105
5 -	28.375	38.201	21.219	1:27.795	99.77	5.698	09:08:09.900
6 -	26.861	39.696	20.777	1:27.334	100.30	5.237	09:09:37.234
7 -	26.605	38.066	20.689	1:25.360	102.62	3.263	09:11:02.594
8 -	26.356	37.535	20.439	1:24.330	103.87	2.233	09:12:26.924
9 -	26.075	37.232	20.312	1:23.619	104.75	1.522	09:13:50.543
10 -	26.064	36.627	20.296	1:22.987	105.55	0.890	09:15:13.530
11 -	25.858	36.316	20.392	1:22.566	106.09	0.469	09:16:36.096
12 -	25.824	36.252	20.129	1:22.205 (2)	106.56	0.108	09:17:58.301
13 -	25.833	<b>36.046</b>	20.218	<b>1:22.097 (1)</b>	<b>106.70</b>		<b>09:19:20.398</b>
14 -	<b>25.794</b>	36.446	<b>20.053</b>	1:22.293 (3)	106.44	0.196	09:20:42.691

P5 29		Stuart WILTSHIRE		F308 2000			
IDEAL LAP TIME : 1:22.187		BEST LAP TIME : 1:22.351		DIFFERENCE : 0.164			
LAP	SECTOR 1	SECTOR 2	SECTOR 3	LAP TIME	MPH	DIFF	TIME OF DAY
1 -	OUTLAP	51.126	24.217	1:51.871	78.30	29.520	09:02:27.204
2 -	30.817	43.843	21.901	1:36.561	90.71	14.210	09:04:03.765
3 -	29.766	44.790	21.025	1:35.581	91.64	13.230	09:05:39.346
4 -	26.599	43.784	20.686	1:31.069	96.18	8.718	09:07:10.415
5 -	26.658	38.960	20.483	1:26.101	101.73	3.750	09:08:36.516
6 -	26.075	37.421	20.070	1:23.566	104.82	1.215	09:10:00.082
7 -	26.061	37.071	20.013	1:23.145	105.35	0.794	09:11:23.227
8 -	26.340	37.083	20.123	1:23.546	104.85	1.195	09:12:46.773
9 -	26.076	37.414	<b>19.821</b>	1:23.311	105.14	0.960	09:14:10.084
10 -	25.643	37.327	19.989	1:22.959	105.59	0.608	09:15:33.043
11 -	25.765	36.975	19.956	1:22.696 (3)	105.92	0.345	09:16:55.739
12 -	25.870	<b>36.757</b>	19.823	1:22.450 (2)	106.24	0.099	09:18:18.189
13 -	<b>25.609</b>	36.801	19.941	<b>1:22.351 (1)</b>	<b>106.37</b>		<b>09:19:40.540</b>
14 -	25.982	36.882	20.067	1:22.931	105.62	0.580	09:21:03.471

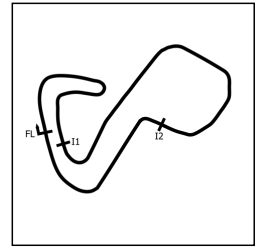
P6 4		Gino USSI		F312 2000			
IDEAL LAP TIME : 1:23.045		BEST LAP TIME : 1:23.286		DIFFERENCE : 0.241			
LAP	SECTOR 1	SECTOR 2	SECTOR 3	LAP TIME	MPH	DIFF	TIME OF DAY
1 -	OUTLAP	46.337	22.913	1:43.209	84.87	19.923	09:02:23.061
2 -	29.140	41.870	22.387	1:33.397	93.79	10.111	09:03:56.458
3 -	29.990	41.713	21.906	1:33.609	93.57	10.323	09:05:30.067
4 -	26.979	38.358	20.782	1:26.119	101.71	2.833	09:06:56.186
5 -	26.801	37.917	20.851	1:25.569	102.37	2.283	09:08:21.755
6 -	26.212	37.396	20.448	1:24.056	104.21	0.770	09:09:45.811
7 -	<b>26.137</b>	37.356	20.325	1:23.818	104.51	0.532	09:11:09.629
8 -	26.184	37.188	20.439	1:23.811	104.51	0.525	09:12:33.440
9 -	26.349	36.809	<b>20.128</b>	<b>1:23.286 (1)</b>	<b>105.17</b>		<b>09:13:56.726</b>
10 -	26.298	<b>36.780</b>	20.334	1:23.412 (3)	105.01	0.126	09:15:20.138
11 -	26.294	37.190	20.243	1:23.727	104.62	0.441	09:16:43.865
12 -	26.189	36.865	20.328	1:23.382 (2)	105.05	0.096	09:18:07.247

Weather / Track : Sunny / Dry

Brands Hatch GP  
Circuit Length = 2.4332 miles  
Start: 09:00 Flag 09:20 End: 09:21

# F3 Cup Championship

## QUALIFYING - SECTOR ANALYSIS



SECTOR 1 = FL to I1, SECTOR 2 = I1 to I2, SECTOR 3 = I2 to FL, DIFF = Difference To Personal Best Lap, P = Crossed Finish Line in Pit Lane, D = Time Disallowed

P7 27		Tony BISHOP		F314 2000			
IDEAL LAP TIME : 1:22.893		BEST LAP TIME : 1:23.384		DIFFERENCE : 0.491			
LAP	SECTOR 1	SECTOR 2	SECTOR 3	LAP TIME	MPH	DIFF	TIME OF DAY
1 -	OUTLAP	48.286	24.750	1:51.695	78.42	28.311	09:02:15.624
2 -	30.955	44.669	24.433	1:40.057	87.54	16.673	09:03:55.681
3 -	30.515	41.708	23.210	1:35.433	91.79	12.049	09:05:31.114
4 -	28.081	39.904	21.658	1:29.643	97.71	6.259	09:07:00.757
5 -	27.309	38.833	21.087	1:27.229	100.42	3.845	09:08:27.986
6 -	27.002	38.179	21.265	1:26.446	101.33	3.062	09:09:54.432
7 -	27.219	37.497	21.017	1:25.733	102.17	2.349	09:11:20.165
8 -	26.414	37.346	20.837	1:24.597	103.54	1.213	09:12:44.762
9 -	<b>25.898</b>	<b>36.709</b>	20.777	<b>1:23.384 (1)</b>	<b>105.05</b>		<b>09:14:08.146</b>
10 -	26.256	37.977	21.995	1:26.228	101.58	2.844	09:15:34.374
11 -	26.239	36.852	20.760	1:23.851	104.46	0.467	09:16:58.225
12 -	26.283	36.993	20.730	1:24.006	104.27	0.622	09:18:22.231
13 -	26.151	37.059	20.324	1:23.534 (2)	104.86	0.150	09:19:45.765
14 -	26.271	37.198	<b>20.286</b>	1:23.755 (3)	104.58	0.371	09:21:09.520

P8 9		Stephen FITZPATRICK		F308 2000			
IDEAL LAP TIME : 1:25.077		BEST LAP TIME : 1:25.108		DIFFERENCE : 0.031			
LAP	SECTOR 1	SECTOR 2	SECTOR 3	LAP TIME	MPH	DIFF	TIME OF DAY
1 -	OUTLAP	48.548	23.742	2:04.567	70.32	39.459	09:02:19.217
2 -	30.161	44.299	22.656	1:37.116	90.19	12.008	09:03:56.333
3 -	28.389	47.569	22.148	1:38.106	89.28	12.998	09:05:34.439
4 -	28.264	40.559	22.308	1:31.131	96.12	6.023	09:07:05.570
5 -	27.868	45.315	21.928	1:35.111	92.10	10.003	09:08:40.681
6 -	27.997	40.276	21.709	1:29.982	97.35	4.874	09:10:10.663
7 -	27.388	39.885	20.928	1:28.201	99.31	3.093	09:11:38.864
8 -	26.771	39.239	21.560	1:27.570	100.03	2.462	09:13:06.434
9 -	<b>26.620</b>	39.267	20.980	1:26.867	100.84	1.759	09:14:33.301
10 -	26.982	38.353	20.899	1:26.234 (3)	101.58	1.126	09:15:59.535
11 -	26.683	38.107	21.207	1:25.997 (2)	101.86	0.889	09:17:25.532
12 -	29.930	38.248	20.916	1:29.094	98.32	3.986	09:18:54.626
13 -	26.651	<b>37.734</b>	<b>20.723</b>	<b>1:25.108 (1)</b>	<b>102.92</b>		<b>09:20:19.734</b>

P9 5		George LINE		F310 2000			
IDEAL LAP TIME : 1:26.197		BEST LAP TIME : 1:27.609		DIFFERENCE : 1.412			
LAP	SECTOR 1	SECTOR 2	SECTOR 3	LAP TIME	MPH	DIFF	TIME OF DAY
1 -	OUTLAP	45.810	23.134	1:44.319	83.97	16.710	09:02:21.988
2 -	29.026	41.429	21.802	1:32.257 (2)	94.95	4.648	09:03:54.245
3 -	27.471	39.065	<b>21.073</b>	<b>1:27.609 (1)</b>	<b>99.98</b>		<b>09:05:21.854</b>

# F3 Cup Championship

## QUALIFYING - BEST SECTORS

SECTOR 1			SECTOR 2			SECTOR 3			IDEAL / BEST COMPARISON						
POS	NO	NAME	TIME	NO	NAME	TIME	NO	NAME	TIME	POS	NO	NAME	IDEAL	BEST	DIFF
1	28	LEANEY	25.555	28	LEANEY	35.558	28	LEANEY	19.353	1	28	LEANEY	1:20.466	1:20.538	0.072
2	1	CAREY	25.574	1	CAREY	35.832	11	KELLY	19.433	2	1	CAREY	1:20.879	1:20.946	0.067
3	29	WILTSHIRE	25.609	11	KELLY	35.996	1	CAREY	19.473	3	11	KELLY	1:21.177	1:21.177	0.000
4	11	KELLY	25.748	10	DALY	36.046	29	WILTSHIRE	19.821	4	10	DALY	1:21.893	1:22.097	0.204
5	10	DALY	25.794	27	BISHOP	36.709	10	DALY	20.053	5	29	WILTSHIRE	1:22.187	1:22.351	0.164
6	27	BISHOP	25.898	29	WILTSHIRE	36.757	4	USSI	20.128	6	27	BISHOP	1:22.893	1:23.384	0.491
7	4	USSI	26.137	4	USSI	36.780	27	BISHOP	20.286	7	4	USSI	1:23.045	1:23.286	0.241
8	9	FITZPATRICK	26.620	9	FITZPATRICK	37.734	9	FITZPATRICK	20.723	8	9	FITZPATRICK	1:25.077	1:25.108	0.031
9	5	LINE	26.806	5	LINE	38.318	5	LINE	21.073	9	5	LINE	1:26.197	1:27.609	1.412

PERFECT LAP 1:20.466

Weather / Track : Sunny / Dry

Results can be found at [www.tsl-timing.com](http://www.tsl-timing.com)

Brands Hatch GP  
 Circuit Length = 2.4332 miles  
 Start: 09:00 Flag 09:20 End: 09:21

Printed - 09:35 Saturday, 31 August 2019



# F3 Cup Championship

## QUALIFYING - STATISTICS

**Competitors Started** 9  
**Planned Start** 2019-08-31 @ 09:00:00.000  
**Actual Start** 2019-08-31 @ 09:00:03.907  
**Finish Time** 2019-08-31 @ 09:20:05.130  
**Track Length** 2.4332mi.  
**Total Laps** 105  
**Total Distance Covered** 255.4954mi.

### Session Fastest Lap History

NO	NAME	LAP TIME	TIME OF DAY	LAP	VEHICLE
28	Stefano LEANEY	1:26.929	09:03:22.036	2	F313 2000
28	Stefano LEANEY	1:24.088	09:04:46.122	3	F313 2000
28	Stefano LEANEY	1:23.006	09:06:09.129	4	F313 2000
28	Stefano LEANEY	1:22.593	09:07:31.721	5	F313 2000
28	Stefano LEANEY	1:21.404	09:08:53.124	6	F313 2000
28	Stefano LEANEY	1:21.378	09:10:14.503	7	F313 2000
1	Cian CAREY	1:21.085	09:12:12.361	8	F311 2000
1	Cian CAREY	1:20.946	09:13:33.307	9	F311 2000
28	Stefano LEANEY	1:20.538	09:17:01.486	12	F313 2000

### Flag History

TYPE	TIME OF DAY
GREEN	09:00:03.907
FINISH	09:20:05.130

### Flag Statistics

TYPE	COUNT	TOTAL LAPS	TOTAL TIME
Green	1	14	21:17.190
Red	0	0	0.000
Safety Car	0	0	0.000
FCY	0	0	0.000

Weather / Track : Sunny / Dry

These results are provisional until the conclusion of any judicial and technical matters.

Brands Hatch GP

Circuit Length = 2.4332 miles

Start: 09:00 Flag 09:20 End: 09:21

Clerk Of Course :

Timekeeper :





# F3 Cup Championship

## RACE 1 - CLASSIFICATION

POS	NO	NAME	ENTRY	LAPS	TIME	GAP	DIFF	MPH	BEST	ON
1	28	Stefano LEANEY	F313 2000	10	13:56.846			104.67	1:22.038	8
2	11	Shane KELLY	F308 2000	10	14:00.478	3.632	3.632	104.22	1:22.434	9
3	10	Darragh DALY	F308 2000	10	14:04.651	7.805	4.173	103.70	1:22.936	7
4	29	Stuart WILTSHIRE	F308 2000	10	14:09.606	12.760	4.955	103.10	1:22.990	7
5	4	Gino USSI	F312 2000	10	14:12.431	15.585	2.825	102.76	1:23.014	7
6	5	George LINE	F310 2000	10	14:27.230	30.384	14.799	101.00	1:25.130	2
7	9	Stephen FITZPATRICK	F308 2000	8	14:02.116	2 Laps	2 Laps	83.21	1:22.357	6

### NOT CLASSIFIED

DNF	7*	Cian CAREY	F312 2000	10	14:09.864	13.018	0.000	103.07	1:22.736	10
DNF	27	Tony BISHOP	F314 2000	1	2:51.077	9 Laps	9 Laps	51.20		

### FASTEST LAP

28	Stefano LEANEY	F313 2000	8	1:22.038	106.77 mph	171.84 kph
----	----------------	-----------	---	----------	------------	------------

Car 7 caused the red flag

Weather / Track : Sunny / Dry

These results are provisional until the conclusion of any judicial and technical matters.

Brands Hatch GP

Circuit Length = 2.4332 miles

Start: 12:05 Flag 12:19 End: 12:22

Clerk Of Course :	Steward :	Timekeeper :
-------------------	-----------	--------------

# F3 Cup Championship

## RACE 1 - LAP CHART

LAP 1 @ 12:07:02.966			LAP 2 @ 12:08:27.039			LAP 3 @ 12:09:50.358			LAP 4 @ 12:11:12.549			LAP 5 @ 12:12:36.134		
NO	BEHIND	LAP TIME	NO	BEHIND	LAP TIME	NO	BEHIND	LAP TIME	NO	BEHIND	LAP TIME	NO	BEHIND	LAP TIME
<b>28</b>		1:31.977	<b>28</b>		1:24.073	<b>28</b>		1:23.319	<b>28</b>		1:22.191	<b>28</b>		1:23.585
<b>11</b>	0.626	1:32.603	<b>11</b>	1.476	1:24.923	<b>11</b>	2.049	1:23.892	<b>11</b>	2.781	1:22.923	<b>11</b>	2.043	1:22.847
<b>10</b>	0.759	1:32.736	<b>10</b>	2.011	1:25.325	<b>10</b>	2.794	1:24.102	<b>10</b>	3.636	1:23.033	<b>10</b>	3.149	1:23.098
<b>4</b>	1.355	1:33.332	<b>4</b>	2.626	1:25.344	<b>4</b>	3.353	1:24.046	<b>4</b>	4.853	1:23.691	<b>4</b>	4.670	1:23.402
<b>29</b>	1.601	1:33.578	<b>29</b>	2.713	1:25.185	<b>29</b>	3.669	1:24.275	<b>29</b>	5.681	1:24.203	<b>29</b>	5.228	1:23.132
<b>7</b>	1.831	1:33.808	<b>7</b>	3.080	1:25.322	<b>7</b>	4.040	1:24.279	<b>7</b>	6.012	1:24.163	<b>7</b>	5.700	1:23.273
<b>5</b>	2.470	1:34.447	<b>5</b>	3.527	1:25.130	<b>5</b>	5.359	1:25.151	<b>5</b>	8.594	1:25.426	<b>5</b>	11.006	1:25.997
<b>27</b>	1:19.100	2:51.077 <b>P</b>	<b>9</b>	1 Lap	3:55.630 <b>P</b>	<b>9</b>	1 Lap	1:36.345	<b>9</b>	1 Lap	1:27.315	<b>9</b>	1 Lap	1:24.723

Weather / Track : Sunny / Dry

Results can be found at [www.tsl-timing.com](http://www.tsl-timing.com)

Page 1 of 2

Brands Hatch GP  
 Circuit Length = 2.4332 miles  
 Start: 12:05 Flag 12:19 End: 12:22

Printed - 12:27 Saturday, 31 August 2019

# F3 Cup Championship

## RACE 1 - LAP CHART

LAP 6 @ 12:13:58.719			LAP 7 @ 12:15:21.033			LAP 8 @ 12:16:43.071			LAP 9 @ 12:18:05.498			LAP 10 @ 12:19:27.835		
NO	BEHIND	LAP TIME	NO	BEHIND	LAP TIME	NO	BEHIND	LAP TIME	NO	BEHIND	LAP TIME	NO	BEHIND	LAP TIME
28		1:22.585	28		1:22.314	28		1:22.038	28		1:22.427	28		1:22.337
11	1.928	1:22.470	11	2.241	1:22.627	11	2.876	1:22.673	11	2.883	1:22.434	11	3.632	1:23.086
10	3.808	1:23.244	10	4.430	1:22.936	10	5.508	1:23.116	10	6.407	1:23.326	9	2 Laps	1:28.095
4	5.366	1:23.281	4	6.066	1:23.014	4	8.575	1:24.547	29	11.727	1:24.240	10	7.805	1:23.735
29	5.942	1:23.299	29	6.618	1:22.990	7	9.870	1:25.034	7	12.619	1:25.176	29	12.760	1:23.370
7	6.336	1:23.221	7	6.874	1:22.852	29	9.914	1:25.334	4	12.863	1:26.715	7	13.018	1:22.736
5	14.556	1:26.135	5	18.280	1:26.038	5	22.565	1:26.323	5	26.290	1:26.152	4	15.585	1:25.059
9	1 Lap	1:23.533	9	1 Lap	1:22.357	9	1 Lap	1:24.118				5	30.384	1:26.431

Weather / Track : Sunny / Dry

Results can be found at [www.tsl-timing.com](http://www.tsl-timing.com)

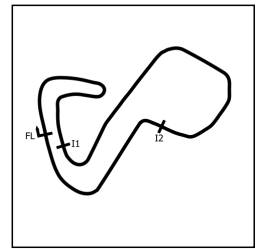
Page 2 of 2

Brands Hatch GP  
 Circuit Length = 2.4332 miles  
 Start: 12:05 Flag 12:19 End: 12:22

Printed - 12:27 Saturday, 31 August 2019

# F3 Cup Championship

## RACE 1 - SECTOR ANALYSIS



SECTOR 1 = FL to I1, SECTOR 2 = I1 to I2, SECTOR 3 = I2 to FL, DIFF = Difference To Personal Best Lap, P = Crossed Finish Line in Pit Lane, D = Time Disallowed

P1 28		Stefano LEANEY		F313 2000			
IDEAL LAP TIME : 1:21.811		BEST LAP TIME : 1:22.038		DIFFERENCE : 0.227			
LAP	SECTOR 1	SECTOR 2	SECTOR 3	LAP TIME	MPH	DIFF	TIME OF DAY
1 -			20.582	1:31.977	95.23	9.939	12:07:02.966
2 -	26.725	37.319	20.029	1:24.073	104.19	2.035	12:08:27.039
3 -	26.557	36.641	20.121	1:23.319	105.13	1.281	12:09:50.358
4 -	<b>25.890</b>	36.373	19.928	1:22.191 (2)	106.57	0.153	12:11:12.549
5 -	26.838	36.662	20.085	1:23.585	104.80	1.547	12:12:36.134
6 -	26.256	36.474	19.855	1:22.585	106.07	0.547	12:13:58.719
7 -	26.194	<b>36.243</b>	19.877	1:22.314 (3)	106.41	0.276	12:15:21.033
8 -	26.049	36.307	19.682	<b>1:22.038 (1)</b>	<b>106.77</b>		<b>12:16:43.071</b>
9 -	26.246	36.479	19.702	1:22.427	106.27	0.389	12:18:05.498
10 -	26.287	36.372	<b>19.678</b>	1:22.337	106.39	0.299	12:19:27.835

P2 11		Shane KELLY		F308 2000			
IDEAL LAP TIME : 1:22.297		BEST LAP TIME : 1:22.434		DIFFERENCE : 0.137			
LAP	SECTOR 1	SECTOR 2	SECTOR 3	LAP TIME	MPH	DIFF	TIME OF DAY
1 -			21.021	1:32.603	94.59	10.169	12:07:03.592
2 -	26.806	37.670	20.447	1:24.923	103.15	2.489	12:08:28.515
3 -	26.400	37.343	20.149	1:23.892	104.41	1.458	12:09:52.407
4 -	26.063	36.927	19.933	1:22.923	105.63	0.489	12:11:15.330
5 -	26.080	36.880	19.887	1:22.847	105.73	0.413	12:12:38.177
6 -	<b>25.905</b>	36.705	19.860	1:22.470 (2)	106.21	0.036	12:14:00.647
7 -	26.027	36.708	19.892	1:22.627 (3)	106.01	0.193	12:15:23.274
8 -	26.075	<b>36.575</b>	20.023	1:22.673	105.95	0.239	12:16:45.947
9 -	26.011	36.606	<b>19.817</b>	<b>1:22.434 (1)</b>	<b>106.26</b>		<b>12:18:08.381</b>
10 -	26.527	36.695	19.864	1:23.086	105.43	0.652	12:19:31.467

P3 10		Darragh DALY		F308 2000			
IDEAL LAP TIME : 1:22.748		BEST LAP TIME : 1:22.936		DIFFERENCE : 0.188			
LAP	SECTOR 1	SECTOR 2	SECTOR 3	LAP TIME	MPH	DIFF	TIME OF DAY
1 -			20.756	1:32.736	94.45	9.800	12:07:03.725
2 -	27.064	37.624	20.637	1:25.325	102.66	2.389	12:08:29.050
3 -	26.468	37.268	20.366	1:24.102	104.15	1.166	12:09:53.152
4 -	26.146	36.828	20.059	1:23.033 (2)	105.49	0.097	12:11:16.185
5 -	26.188	36.796	20.114	1:23.098 (3)	105.41	0.162	12:12:39.283
6 -	26.379	36.726	20.139	1:23.244	105.23	0.308	12:14:02.527
7 -	<b>26.027</b>	<b>36.692</b>	20.217	<b>1:22.936 (1)</b>	<b>105.62</b>		<b>12:15:25.463</b>
8 -	26.066	36.974	20.076	1:23.116	105.39	0.180	12:16:48.579
9 -	26.533	36.764	<b>20.029</b>	1:23.326	105.12	0.390	12:18:11.905
10 -	26.577	37.002	20.156	1:23.735	104.61	0.799	12:19:35.640

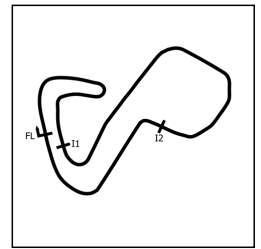
P4 29		Stuart WILTSHIRE		F308 2000			
IDEAL LAP TIME : 1:22.858		BEST LAP TIME : 1:22.990		DIFFERENCE : 0.132			
LAP	SECTOR 1	SECTOR 2	SECTOR 3	LAP TIME	MPH	DIFF	TIME OF DAY
1 -			20.557	1:33.578	93.60	10.588	12:07:04.567
2 -	27.341	37.554	20.290	1:25.185	102.83	2.195	12:08:29.752
3 -	27.015	37.232	20.028	1:24.275	103.94	1.285	12:09:54.027
4 -	27.056	37.160	19.987	1:24.203	104.03	1.213	12:11:18.230
5 -	26.416	36.822	19.894	1:23.132 (2)	105.37	0.142	12:12:41.362
6 -	26.344	37.136	<b>19.819</b>	1:23.299 (3)	105.16	0.309	12:14:04.661
7 -	<b>26.218</b>	<b>36.821</b>	19.951	<b>1:22.990 (1)</b>	<b>105.55</b>		<b>12:15:27.651</b>
8 -	26.332	37.478	21.524	1:25.334	102.65	2.344	12:16:52.985
9 -	26.808	36.900	20.532	1:24.240	103.98	1.250	12:18:17.225
10 -	26.593	36.842	19.935	1:23.370	105.07	0.380	12:19:40.595

Weather / Track : Sunny / Dry

Brands Hatch GP  
Circuit Length = 2.4332 miles  
Start: 12:05 Flag 12:19 End: 12:22

# F3 Cup Championship

## RACE 1 - SECTOR ANALYSIS



SECTOR 1 = FL to I1, SECTOR 2 = I1 to I2, SECTOR 3 = I2 to FL, DIFF = Difference To Personal Best Lap, P = Crossed Finish Line in Pit Lane, D = Time Disallowed

P5		4		Gino USSI		F312 2000	
IDEAL LAP TIME : 1:22.858		BEST LAP TIME : 1:23.014		DIFFERENCE : 0.156			
LAP	SECTOR 1	SECTOR 2	SECTOR 3	LAP TIME	MPH	DIFF	TIME OF DAY
1 -			20.747	1:33.332	93.85	10.318	12:07:04.321
2 -	27.016	37.602	20.726	1:25.344	102.64	2.330	12:08:29.665
3 -	26.705	37.205	20.136	1:24.046	104.22	1.032	12:09:53.711
4 -	26.716	<b>36.864</b>	20.111	1:23.691	104.66	0.677	12:11:17.402
5 -	26.308	37.003	20.091	1:23.402 (3)	105.03	0.388	12:12:40.804
6 -	<b>26.098</b>	37.005	20.178	1:23.281 (2)	105.18	0.267	12:14:04.085
7 -	26.182	36.936	<b>19.896</b>	<b>1:23.014 (1)</b>	<b>105.52</b>		<b>12:15:27.099</b>
8 -	26.414	37.754	20.379	1:24.547	103.60	1.533	12:16:51.646
9 -	26.289	37.468	22.958	1:26.715	101.01	3.701	12:18:18.361
10 -	27.341	37.393	20.325	1:25.059	102.98	2.045	12:19:43.420

P6		5		George LINE		F310 2000	
IDEAL LAP TIME : 1:24.938		BEST LAP TIME : 1:25.130		DIFFERENCE : 0.192			
LAP	SECTOR 1	SECTOR 2	SECTOR 3	LAP TIME	MPH	DIFF	TIME OF DAY
1 -			20.678	1:34.447	92.74	9.317	12:07:05.436
2 -	27.107	<b>37.739</b>	<b>20.284</b>	<b>1:25.130 (1)</b>	<b>102.89</b>		<b>12:08:30.566</b>
3 -	26.973	37.791	20.387	1:25.151 (2)	102.87	0.021	12:09:55.717
4 -	<b>26.915</b>	38.051	20.460	1:25.426 (3)	102.54	0.296	12:11:21.143
5 -	26.994	38.361	20.642	1:25.997	101.86	0.867	12:12:47.140
6 -	27.109	38.300	20.726	1:26.135	101.69	1.005	12:14:13.275
7 -	27.017	38.318	20.703	1:26.038	101.81	0.908	12:15:39.313
8 -	27.151	38.262	20.910	1:26.323	101.47	1.193	12:17:05.636
9 -	27.082	38.433	20.637	1:26.152	101.67	1.022	12:18:31.788
10 -	27.093	38.446	20.892	1:26.431	101.35	1.301	12:19:58.219

P7		9		Stephen FITZPATRICK		F308 2000	
IDEAL LAP TIME : 1:22.335		BEST LAP TIME : 1:22.357		DIFFERENCE : 0.022			
LAP	SECTOR 1	SECTOR 2	SECTOR 3	LAP TIME	MPH	DIFF	TIME OF DAY
1 -			IN PIT	3:55.630 P	37.17	2:33.273	12:09:26.619
2 -	OUTLAP	40.618	21.562	1:36.345	90.92	13.988	12:11:02.964
3 -	27.971	38.480	20.864	1:27.315	100.32	4.958	12:12:30.279
4 -	26.738	37.545	20.440	1:24.723	103.39	2.366	12:13:55.002
5 -	<b>25.995</b>	37.267	20.271	1:23.533 (2)	104.86	1.176	12:15:18.535
6 -	26.017	<b>36.540</b>	<b>19.800</b>	<b>1:22.357 (1)</b>	<b>106.36</b>		<b>12:16:40.892</b>
7 -	26.192	37.756	20.170	1:24.118 (3)	104.13	1.761	12:18:05.010
8 -	30.022	38.206	19.867	1:28.095	99.43	5.738	12:19:33.105

P8		7		Cian CAREY		F312 2000	
IDEAL LAP TIME : 1:22.589		BEST LAP TIME : 1:22.736		DIFFERENCE : 0.147			
LAP	SECTOR 1	SECTOR 2	SECTOR 3	LAP TIME	MPH	DIFF	TIME OF DAY
1 -			20.383	1:33.808	93.37	11.072	12:07:04.797
2 -	27.570	37.309	20.443	1:25.322	102.66	2.586	12:08:30.119
3 -	27.109	37.091	20.079	1:24.279	103.93	1.543	12:09:54.398
4 -	26.877	37.229	20.057	1:24.163	104.08	1.427	12:11:18.561
5 -	26.516	36.797	<b>19.960</b>	1:23.273	105.19	0.537	12:12:41.834
6 -	<b>26.200</b>	37.026	19.995	1:23.221 (3)	105.26	0.485	12:14:05.055
7 -	26.289	36.590	19.973	1:22.852 (2)	105.72	0.116	12:15:27.907
8 -	26.426	37.206	21.402	1:25.034	103.01	2.298	12:16:52.941
9 -	27.347	36.732	21.097	1:25.176	102.84	2.440	12:18:18.117
10 -	26.339	<b>36.429</b>	19.968	<b>1:22.736 (1)</b>	<b>105.87</b>		<b>12:19:40.853</b>

P9		27		Tony BISHOP		F314 2000	
IDEAL LAP TIME :		BEST LAP TIME :		DIFFERENCE :			
LAP	SECTOR 1	SECTOR 2	SECTOR 3	LAP TIME	MPH	DIFF	TIME OF DAY
1 -	<b>OUTLAP</b>		<b>IN PIT</b>	2:51.077 P	51.20		12:08:22.066

Weather / Track : Sunny / Dry

Brands Hatch GP  
Circuit Length = 2.4332 miles  
Start: 12:05 Flag 12:19 End: 12:22



# F3 Cup Championship

## RACE 1 - BEST SECTORS

SECTOR 1			SECTOR 2			SECTOR 3			IDEAL / BEST COMPARISON						
POS	NO	NAME	TIME	NO	NAME	TIME	NO	NAME	TIME	POS	NO	NAME	IDEAL	BEST	DIFF
													PERFECT LAP	1:21.811	
1	28	LEANEY	25.890	28	LEANEY	36.243	28	LEANEY	19.678	1	28	LEANEY	1:21.811	1:22.038	0.227
2	11	KELLY	25.905	7	CAREY	36.429	9	FITZPATRICK	19.800	2	11	KELLY	1:22.297	1:22.434	0.137
3	9	FITZPATRICK	25.995	9	FITZPATRICK	36.540	11	KELLY	19.817	3	9	FITZPATRICK	1:22.335	1:22.357	0.022
4	10	DALY	26.027	11	KELLY	36.575	29	WILTSHIRE	19.819	4	7	CAREY	1:22.589	1:22.736	0.147
5	4	USSI	26.098	10	DALY	36.692	4	USSI	19.896	5	10	DALY	1:22.748	1:22.936	0.188
6	7	CAREY	26.200	29	WILTSHIRE	36.821	7	CAREY	19.960	6	29	WILTSHIRE	1:22.858	1:22.990	0.132
7	29	WILTSHIRE	26.218	4	USSI	36.864	10	DALY	20.029	7	4	USSI	1:22.858	1:23.014	0.156
8	5	LINE	26.915	5	LINE	37.739	5	LINE	20.284	8	5	LINE	1:24.938	1:25.130	0.192
9				27	BISHOP	46.028				9	27	BISHOP			

Weather / Track : Sunny / Dry

Results can be found at [www.tsl-timing.com](http://www.tsl-timing.com)

Brands Hatch GP  
 Circuit Length = 2.4332 miles  
 Start: 12:05 Flag 12:19 End: 12:22

Printed - 12:26 Saturday, 31 August 2019

# F3 Cup Championship

## RACE 1 - STATISTICS

**Competitors Started** 9  
**Planned Start** 2019-08-31 @ 12:15:00.000  
**Actual Start** 2019-08-31 @ 12:05:30.988  
**Finish Time** 2019-08-31 @ 12:19:27.834  
**Track Length** 2.4332mi.  
**Total Laps** 79  
**Total Distance Covered** 192.2298mi.

### Session Fastest Lap History

NO	NAME	LAP TIME	TIME OF DAY	LAP	VEHICLE
28	Stefano LEANEY	1:31.977	12:07:03.013	1	F313 2000
28	Stefano LEANEY	1:24.073	12:08:27.085	2	F313 2000
28	Stefano LEANEY	1:23.319	12:09:50.404	3	F313 2000
28	Stefano LEANEY	1:22.191	12:11:12.595	4	F313 2000
28	Stefano LEANEY	1:22.038	12:16:43.116	8	F313 2000

### Session Leader History

NO	NAME	FROM LAP	LAPS LED	DISTANCE	VEHICLE
28	Stefano LEANEY	1	10	24.33 miles	F313 2000

### Flag History

TYPE	TIME OF DAY
GREEN	12:05:30.988
FINISH	12:19:27.834

### Flag Statistics

TYPE	COUNT	TOTAL LAPS	TOTAL TIME
Green	1	10	17:28.516
Red	0	0	0.000
Safety Car	0	0	0.000
FCY	0	0	0.000

Weather / Track : Sunny / Dry

These results are provisional until the conclusion of any judicial and technical matters.

Brands Hatch GP

Circuit Length = 2.4332 miles

Start: 12:05 Flag 12:19 End: 12:22

Clerk Of Course :	Timekeeper :
-------------------	--------------

# F3 Cup Championship

## RACE 10 - CLASSIFICATION

POS	NO	NAME	ENTRY	LAPS	TIME	GAP	DIFF	MPH	BEST	ON
1	10	Darragh DALY	F308 2000	15	20:42.728			105.73	1:21.519	15
2	11	Shane KELLY	F308 2000	15	20:46.681	3.953	3.953	105.39	1:21.471	13
3	7	Cian CAREY	F312 2000	15	20:47.366	4.638	0.685	105.34	1:21.039	5
4	28*	Stefano LEANEY	F313 2000	15	20:47.680	4.952	0.314	105.31	1:21.121	15
5	29	Stuart WILTSHIRE	F308 2000	15	21:04.884	22.156	17.204	103.88	1:22.907	10
6	4	Gino USSI	F312 2000	15	21:05.293	22.565	0.409	103.84	1:22.668	8
7	5	George LINE	F310 2000	15	21:19.581	36.853	14.288	102.68	1:24.256	4
8	9	Stephen FITZPATRICK	F308 2000	15	21:20.474	37.746	0.893	102.61	1:22.885	6
9	27	Tony BISHOP	F314 2000	14	22:00.070	1 Lap	1 Lap	92.90	1:24.799	9

### FASTEST LAP

7	Cian CAREY	F312 2000	5	1:21.039	108.09 mph	173.96 kph
---	------------	-----------	---	----------	------------	------------

Car 28 - 10 second penalty out of position start

Weather / Track : Sunny / Dry

These results are provisional until the conclusion of any judicial and technical matters.

Brands Hatch GP

Circuit Length = 2.4332 miles

Start: 12:25 Flag 12:46 End: 12:47

Clerk Of Course :

Steward :

Timekeeper :

# F3 Cup Championship

## RACE 10 - LAP CHART

LAP 1 @ 12:27:12.759			LAP 2 @ 12:28:35.633			LAP 3 @ 12:29:57.889			LAP 4 @ 12:31:20.392			LAP 5 @ 12:32:42.826		
NO	BEHIND	LAP TIME	NO	BEHIND	LAP TIME	NO	BEHIND	LAP TIME	NO	BEHIND	LAP TIME	NO	BEHIND	LAP TIME
28		1:29.903	28		1:22.874	28		1:22.256	28		1:22.503	28		1:22.434
10	0.838	1:30.741	10	1.904	1:23.940	10	2.192	1:22.544	10	1.608	1:21.919	10	1.166	1:21.992
11	1.580	1:31.483	11	2.557	1:23.851	11	3.132	1:22.831	11	2.968	1:22.339	11	2.849	1:22.315
29	3.118	1:33.021	29	4.912	1:24.668	7	6.502	1:23.512	7	5.410	1:21.411	7	4.015	1:21.039
5	3.460	1:33.363	7	5.246	1:24.495	29	7.806	1:25.150	29	9.187	1:23.884	29	10.565	1:23.812
7	3.625	1:33.528	5	6.145	1:25.559	5	8.486	1:24.597	5	10.239	1:24.256	5	12.260	1:24.455
4	4.067	1:33.970	4	6.908	1:25.715	4	8.788	1:24.136	4	10.511	1:24.226	4	12.426	1:24.349
27	5.481	1:35.384	27	8.441	1:25.834	27	11.250	1:25.065	9	16.405	1:25.659	9	17.965	1:23.994
9	7.371	1:37.274	9	10.208	1:25.711	9	13.249	1:25.297	27	30.297	1:41.550			

Weather / Track : Sunny / Dry

Results can be found at [www.tsl-timing.com](http://www.tsl-timing.com)

Page 1 of 3

Brands Hatch GP  
 Circuit Length = 2.4332 miles  
 Start: 12:25 Flag 12:46 End: 12:47

Printed - 12:49 Sunday, 01 September 2019

# F3 Cup Championship

## RACE 10 - LAP CHART

LAP 6 @ 12:34:04.824			LAP 7 @ 12:35:27.129			LAP 8 @ 12:36:49.124			LAP 9 @ 12:38:10.796			LAP 10 @ 12:39:32.986		
NO	BEHIND	LAP TIME	NO	BEHIND	LAP TIME	NO	BEHIND	LAP TIME	NO	BEHIND	LAP TIME	NO	BEHIND	LAP TIME
28		1:21.998	28		1:22.305	28		1:21.995	28		1:21.672	28		1:22.190
10	0.943	1:21.775	10	0.945	1:22.307	10	1.067	1:22.117	10	1.158	1:21.763	10	1.125	1:22.157
11	4.020	1:23.169	11	5.223	1:23.508	11	6.109	1:22.881	11	6.638	1:22.201	11	6.799	1:22.351
7	4.487	1:22.470	7	5.299	1:23.117	7	6.807	1:23.503	7	6.929	1:21.794	7	7.062	1:22.323
29	12.273	1:23.706	29	13.459	1:23.491	29	15.201	1:23.737	29	16.880	1:23.351	29	17.597	1:22.907
5	14.890	1:24.628	4	16.493	1:23.751	4	17.166	1:22.668	4	18.335	1:22.841	4	19.005	1:22.860
4	15.047	1:24.619	5	17.766	1:25.181	5	20.375	1:24.604	5	22.969	1:24.266	5	25.561	1:24.782
9	18.852	1:22.885	9	19.717	1:23.170	9	21.220	1:23.498	9	23.361	1:23.813	9	25.941	1:24.770
27	1 Lap	2:59.549 P	27	1 Lap	1:31.020	27	1 Lap	1:25.526	27	1 Lap	1:25.207	27	1 Lap	1:24.799

Weather / Track : Sunny / Dry

Results can be found at [www.tsl-timing.com](http://www.tsl-timing.com)

Page 2 of 3

Brands Hatch GP  
 Circuit Length = 2.4332 miles  
 Start: 12:25 Flag 12:46 End: 12:47

Printed - 12:49 Sunday, 01 September 2019

# F3 Cup Championship

## RACE 10 - LAP CHART

LAP 11 @ 12:40:54.539			LAP 12 @ 12:42:16.238			LAP 13 @ 12:43:37.931			LAP 14 @ 12:44:59.415			LAP 15 @ 12:46:20.536		
NO	BEHIND	LAP TIME	NO	BEHIND	LAP TIME	NO	BEHIND	LAP TIME	NO	BEHIND	LAP TIME	NO	BEHIND	LAP TIME
<b>28</b>		1:21.553	<b>28</b>		1:21.699	<b>28</b>		1:21.693	<b>28</b>		1:21.484	<b>28</b>		1:21.121
<b>10</b>	1.673	1:22.101	<b>10</b>	2.684	1:22.710	<b>10</b>	4.176	1:23.185	<b>10</b>	4.650	1:21.958	<b>10</b>	5.048	1:21.519
<b>11</b>	7.140	1:21.894	<b>11</b>	7.568	1:22.127	<b>11</b>	7.346	1:21.471	<b>11</b>	8.102	1:22.240	<b>11</b>	9.001	1:22.020
<b>7</b>	7.586	1:22.077	<b>7</b>	7.935	1:22.048	<b>7</b>	8.048	1:21.806	<b>7</b>	8.531	1:21.967	<b>7</b>	9.686	1:22.276
<b>29</b>	19.357	1:23.313	<b>29</b>	21.410	1:23.752	<b>29</b>	23.265	1:23.548	<b>29</b>	24.947	1:23.166	<b>29</b>	27.204	1:23.378
<b>4</b>	20.385	1:22.933	<b>4</b>	22.162	1:23.476	<b>4</b>	23.912	1:23.443	<b>4</b>	25.370	1:22.942	<b>4</b>	27.613	1:23.364
<b>5</b>	28.625	1:24.617	<b>5</b>	31.767	1:24.841	<b>5</b>	34.774	1:24.700	<b>5</b>	37.597	1:24.307	<b>5</b>	41.901	1:25.425
<b>9</b>	28.790	1:24.402	<b>9</b>	34.222	1:27.131	<b>9</b>	35.830	1:23.301	<b>9</b>	37.804	1:23.458	<b>9</b>	42.794	1:26.111
<b>27</b>	1 Lap	1:25.044	<b>27</b>	1 Lap	1:25.916	<b>27</b>	1 Lap	1:25.282	<b>27</b>	1 Lap	1:24.877	<b>27</b>	1 Lap	1:25.017

Weather / Track : Sunny / Dry

Results can be found at [www.tsl-timing.com](http://www.tsl-timing.com)

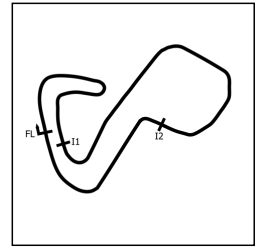
Page 3 of 3

Brands Hatch GP  
 Circuit Length = 2.4332 miles  
 Start: 12:25 Flag 12:46 End: 12:47

Printed - 12:49 Sunday, 01 September 2019

# F3 Cup Championship

## RACE 10 - SECTOR ANALYSIS



SECTOR 1 = FL to I1, SECTOR 2 = I1 to I2, SECTOR 3 = I2 to FL, DIFF = Difference To Personal Best Lap, P = Crossed Finish Line in Pit Lane, D = Time Disallowed

P1 10		Darragh DALY		F308 2000			
IDEAL LAP TIME : 1:21.272		BEST LAP TIME : 1:21.519		DIFFERENCE : 0.247			
LAP	SECTOR 1	SECTOR 2	SECTOR 3	LAP TIME	MPH	DIFF	TIME OF DAY
1 -		37.618	20.219	1:30.741	96.53	9.222	12:27:13.597
2 -	26.481	37.340	20.119	1:23.940	104.35	2.421	12:28:37.537
3 -	26.024	36.671	19.849	1:22.544	106.12	1.025	12:30:00.081
4 -	25.871	36.289	19.759	1:21.919	106.93	0.400	12:31:22.000
5 -	25.774	36.457	19.761	1:21.992	106.83	0.473	12:32:43.992
6 -	<b>25.771</b>	36.325	19.679	1:21.775 (3)	107.12	0.256	12:34:05.767
7 -	26.062	36.419	19.826	1:22.307	106.42	0.788	12:35:28.074
8 -	25.853	36.420	19.844	1:22.117	106.67	0.598	12:36:50.191
9 -	25.931	36.153	19.679	1:21.763 (2)	107.13	0.244	12:38:11.954
10 -	26.143	36.230	19.784	1:22.157	106.62	0.638	12:39:34.111
11 -	26.005	36.261	19.835	1:22.101	106.69	0.582	12:40:56.212
12 -	26.133	36.581	19.996	1:22.710	105.91	1.191	12:42:18.922
13 -	26.230	36.941	20.014	1:23.185	105.30	1.666	12:43:42.107
14 -	26.078	36.159	19.721	1:21.958	106.88	0.439	12:45:04.065
15 -	26.018	<b>35.905</b>	<b>19.596</b>	<b>1:21.519 (1)</b>	<b>107.45</b>		<b>12:46:25.584</b>

P2 11		Shane KELLY		F308 2000			
IDEAL LAP TIME : 1:21.471		BEST LAP TIME : 1:21.471		DIFFERENCE : 0.000			
LAP	SECTOR 1	SECTOR 2	SECTOR 3	LAP TIME	MPH	DIFF	TIME OF DAY
1 -		37.876	20.233	1:31.483	95.75	10.012	12:27:14.339
2 -	26.527	37.122	20.202	1:23.851	104.46	2.380	12:28:38.190
3 -	26.228	36.614	19.989	1:22.831	105.75	1.360	12:30:01.021
4 -	26.015	36.245	20.079	1:22.339	106.38	0.868	12:31:23.360
5 -	25.906	36.355	20.054	1:22.315	106.41	0.844	12:32:45.675
6 -	26.127	36.648	20.394	1:23.169	105.32	1.698	12:34:08.844
7 -	26.008	36.363	21.137	1:23.508	104.89	2.037	12:35:32.352
8 -	26.646	36.378	19.857	1:22.881	105.69	1.410	12:36:55.233
9 -	25.894	36.339	19.968	1:22.201	106.56	0.730	12:38:17.434
10 -	26.139	36.433	19.779	1:22.351	106.37	0.880	12:39:39.785
11 -	25.909	36.307	19.678	1:21.894 (2)	106.96	0.423	12:41:01.679
12 -	26.075	36.371	19.681	1:22.127	106.66	0.656	12:42:23.806
13 -	<b>25.790</b>	<b>36.027</b>	<b>19.654</b>	<b>1:21.471 (1)</b>	<b>107.52</b>		<b>12:43:45.277</b>
14 -	26.000	36.351	19.889	1:22.240	106.51	0.769	12:45:07.517
15 -	25.983	36.300	19.737	1:22.020 (3)	106.80	0.549	12:46:29.537

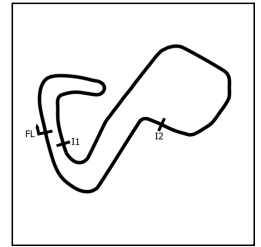
P3 7		Cian CAREY		F312 2000			
IDEAL LAP TIME : 1:20.985		BEST LAP TIME : 1:21.039		DIFFERENCE : 0.054			
LAP	SECTOR 1	SECTOR 2	SECTOR 3	LAP TIME	MPH	DIFF	TIME OF DAY
1 -		37.756	20.926	1:33.528	93.66	12.489	12:27:16.384
2 -	27.054	37.479	19.962	1:24.495	103.67	3.456	12:28:40.879
3 -	26.456	37.411	19.645	1:23.512	104.89	2.473	12:30:04.391
4 -	25.768	36.006	19.637	1:21.411 (2)	107.60	0.372	12:31:25.802
5 -	<b>25.718</b>	35.822	<b>19.499</b>	<b>1:21.039 (1)</b>	<b>108.09</b>		<b>12:32:46.841</b>
6 -	25.764	36.106	20.600	1:22.470	106.21	1.431	12:34:09.311
7 -	26.118	36.059	20.940	1:23.117	105.39	2.078	12:35:32.428
8 -	27.564	36.236	19.703	1:23.503	104.90	2.464	12:36:55.931
9 -	25.967	36.076	19.751	1:21.794 (3)	107.09	0.755	12:38:17.725
10 -	26.362	36.194	19.767	1:22.323	106.40	1.284	12:39:40.048
11 -	26.293	35.920	19.864	1:22.077	106.72	1.038	12:41:02.125
12 -	26.015	36.321	19.712	1:22.048	106.76	1.009	12:42:24.173
13 -	26.308	<b>35.768</b>	19.730	1:21.806	107.08	0.767	12:43:45.979
14 -	26.033	35.892	20.042	1:21.967	106.87	0.928	12:45:07.946
15 -	26.581	35.959	19.736	1:22.276	106.46	1.237	12:46:30.222

Weather / Track : Sunny / Dry

Brands Hatch GP  
Circuit Length = 2.4332 miles  
Start: 12:25 Flag 12:46 End: 12:47

# F3 Cup Championship

## RACE 10 - SECTOR ANALYSIS



SECTOR 1 = FL to I1, SECTOR 2 = I1 to I2, SECTOR 3 = I2 to FL, DIFF = Difference To Personal Best Lap, P = Crossed Finish Line in Pit Lane, D = Time Disallowed

P4 28		Stefano LEANEY		F313 2000			
IDEAL LAP TIME : 1:21.037		BEST LAP TIME : 1:21.121		DIFFERENCE : 0.084			
LAP	SECTOR 1	SECTOR 2	SECTOR 3	LAP TIME	MPH	DIFF	TIME OF DAY
1 -		37.509	20.031	1:29.903	97.43	8.782	12:27:12.759
2 -	26.178	36.847	19.849	1:22.874	105.70	1.753	12:28:35.633
3 -	<b>25.879</b>	36.455	19.922	1:22.256	106.49	1.135	12:29:57.889
4 -	26.088	36.318	20.097	1:22.503	106.17	1.382	12:31:20.392
5 -	25.998	36.584	19.852	1:22.434	106.26	1.313	12:32:42.826
6 -	25.881	36.174	19.943	1:21.998	106.82	0.877	12:34:04.824
7 -	25.989	36.488	19.828	1:22.305	106.43	1.184	12:35:27.129
8 -	26.112	36.129	19.754	1:21.995	106.83	0.874	12:36:49.124
9 -	25.901	36.112	19.659	1:21.672	107.25	0.551	12:38:10.796
10 -	26.112	36.449	19.629	1:22.190	106.58	1.069	12:39:32.986
11 -	26.029	36.079	19.445	1:21.553 (3)	107.41	0.432	12:40:54.539
12 -	25.995	36.264	19.440	1:21.699	107.22	0.578	12:42:16.238
13 -	26.026	36.165	19.502	1:21.693	107.22	0.572	12:43:37.931
14 -	26.121	35.924	19.439	1:21.484 (2)	107.50	0.363	12:44:59.415
15 -	25.963	<b>35.823</b>	<b>19.335</b>	<b>1:21.121 (1)</b>	<b>107.98</b>		<b>12:46:20.536</b>

P5 29		Stuart WILTSHIRE		F308 2000			
IDEAL LAP TIME : 1:22.560		BEST LAP TIME : 1:22.907		DIFFERENCE : 0.347			
LAP	SECTOR 1	SECTOR 2	SECTOR 3	LAP TIME	MPH	DIFF	TIME OF DAY
1 -		38.399	20.818	1:33.021	94.17	10.114	12:27:15.877
2 -	26.725	37.508	20.435	1:24.668	103.46	1.761	12:28:40.545
3 -	26.443	38.400	20.307	1:25.150	102.87	2.243	12:30:05.695
4 -	26.144	37.375	20.365	1:23.884	104.42	0.977	12:31:29.579
5 -	26.445	37.171	20.196	1:23.812	104.51	0.905	12:32:53.391
6 -	26.192	37.165	20.349	1:23.706	104.65	0.799	12:34:17.097
7 -	26.066	36.984	20.441	1:23.491	104.91	0.584	12:35:40.588
8 -	26.470	37.120	20.147	1:23.737	104.61	0.830	12:37:04.325
9 -	<b>25.951</b>	37.595	<b>19.805</b>	1:23.351	105.09	0.444	12:38:27.676
10 -	26.084	<b>36.804</b>	20.019	<b>1:22.907 (1)</b>	<b>105.65</b>		<b>12:39:50.583</b>
11 -	26.199	37.115	19.999	1:23.313 (3)	105.14	0.406	12:41:13.896
12 -	26.817	36.837	20.098	1:23.752	104.59	0.845	12:42:37.648
13 -	26.354	37.115	20.079	1:23.548	104.84	0.641	12:44:01.196
14 -	26.208	36.827	20.131	1:23.166 (2)	105.32	0.259	12:45:24.362
15 -	26.227	37.051	20.100	1:23.378	105.06	0.471	12:46:47.740

P6 4		Gino USSI		F312 2000			
IDEAL LAP TIME : 1:22.585		BEST LAP TIME : 1:22.668		DIFFERENCE : 0.083			
LAP	SECTOR 1	SECTOR 2	SECTOR 3	LAP TIME	MPH	DIFF	TIME OF DAY
1 -		38.127	20.730	1:33.970	93.21	11.302	12:27:16.826
2 -	27.125	38.077	20.513	1:25.715	102.19	3.047	12:28:42.541
3 -	26.570	37.040	20.526	1:24.136	104.11	1.468	12:30:06.677
4 -	26.789	37.169	20.268	1:24.226	104.00	1.558	12:31:30.903
5 -	26.917	37.143	20.289	1:24.349	103.85	1.681	12:32:55.252
6 -	26.904	37.460	20.255	1:24.619	103.52	1.951	12:34:19.871
7 -	26.678	36.777	20.296	1:23.751	104.59	1.083	12:35:43.622
8 -	26.107	<b>36.636</b>	19.925	<b>1:22.668 (1)</b>	<b>105.96</b>		<b>12:37:06.290</b>
9 -	26.100	36.848	<b>19.893</b>	1:22.841 (2)	105.74	0.173	12:38:29.131
10 -	26.129	36.654	20.077	1:22.860 (3)	105.71	0.192	12:39:51.991
11 -	26.129	36.879	19.925	1:22.933	105.62	0.265	12:41:14.924
12 -	26.451	37.088	19.937	1:23.476	104.93	0.808	12:42:38.400
13 -	26.193	36.855	20.395	1:23.443	104.97	0.775	12:44:01.843
14 -	<b>26.056</b>	36.642	20.244	1:22.942	105.61	0.274	12:45:24.785
15 -	26.358	36.802	20.204	1:23.364	105.07	0.696	12:46:48.149

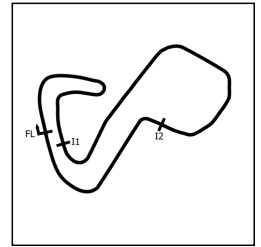
Weather / Track : Sunny / Dry

Brands Hatch GP  
Circuit Length = 2.4332 miles  
Start: 12:25 Flag 12:46 End: 12:47



# F3 Cup Championship

## RACE 10 - SECTOR ANALYSIS



SECTOR 1 = FL to I1, SECTOR 2 = I1 to I2, SECTOR 3 = I2 to FL, DIFF = Difference To Personal Best Lap, P = Crossed Finish Line in Pit Lane, D = Time Disallowed

P7 5		George LINE		F310 2000			
IDEAL LAP TIME : 1:23.914		BEST LAP TIME : 1:24.256		DIFFERENCE : 0.342			
LAP	SECTOR 1	SECTOR 2	SECTOR 3	LAP TIME	MPH	DIFF	TIME OF DAY
1 -		38.395	20.926	1:33.363	93.82	9.107	12:27:16.219
2 -	26.868	38.154	20.537	1:25.559	102.38	1.303	12:28:41.778
3 -	26.586	37.440	20.571	1:24.597	103.54	0.341	12:30:06.375
4 -	26.489	37.463	20.304	<b>1:24.256 (1)</b>	<b>103.96</b>		<b>12:31:30.631</b>
5 -	26.869	<b>37.223</b>	20.363	1:24.455	103.72	0.199	12:32:55.086
6 -	26.706	37.591	20.331	1:24.628	103.50	0.372	12:34:19.714
7 -	27.333	37.395	20.453	1:25.181	102.83	0.925	12:35:44.895
8 -	26.725	37.488	20.391	1:24.604	103.53	0.348	12:37:09.499
9 -	<b>26.457</b>	37.439	20.370	1:24.266 (2)	103.95	0.010	12:38:33.765
10 -	26.765	37.702	20.315	1:24.782	103.32	0.526	12:39:58.547
11 -	26.754	37.629	<b>20.234</b>	1:24.617	103.52	0.361	12:41:23.164
12 -	27.099	37.387	20.355	1:24.841	103.25	0.585	12:42:48.005
13 -	26.557	37.661	20.482	1:24.700	103.42	0.444	12:44:12.705
14 -	26.698	37.331	20.278	1:24.307 (3)	103.90	0.051	12:45:37.012
15 -	27.047	37.981	20.397	1:25.425	102.54	1.169	12:47:02.437

P8 9		Stephen FITZPATRICK		F308 2000			
IDEAL LAP TIME : 1:22.715		BEST LAP TIME : 1:22.885		DIFFERENCE : 0.170			
LAP	SECTOR 1	SECTOR 2	SECTOR 3	LAP TIME	MPH	DIFF	TIME OF DAY
1 -		39.933	20.935	1:37.274	90.05	14.389	12:27:20.130
2 -	27.176	38.100	20.435	1:25.711	102.20	2.826	12:28:45.841
3 -	26.451	37.818	21.028	1:25.297	102.69	2.412	12:30:11.138
4 -	27.157	38.118	20.384	1:25.659	102.26	2.774	12:31:36.797
5 -	26.609	37.227	20.158	1:23.994	104.29	1.109	12:33:00.791
6 -	26.282	36.631	19.972	<b>1:22.885 (1)</b>	<b>105.68</b>		<b>12:34:23.676</b>
7 -	26.330	36.866	19.974	1:23.170 (2)	105.32	0.285	12:35:46.846
8 -	26.445	36.774	20.279	1:23.498	104.91	0.613	12:37:10.344
9 -	<b>26.250</b>	37.374	20.189	1:23.813	104.51	0.928	12:38:34.157
10 -	26.623	38.007	20.140	1:24.770	103.33	1.885	12:39:58.927
11 -	26.896	37.602	19.904	1:24.402	103.78	1.517	12:41:23.329
12 -	27.144	38.618	21.369	1:27.131	100.53	4.246	12:42:50.460
13 -	26.836	<b>36.593</b>	<b>19.872</b>	1:23.301 (3)	105.15	0.416	12:44:13.761
14 -	26.459	37.001	19.998	1:23.458	104.96	0.573	12:45:37.219
15 -	27.047	38.629	20.435	1:26.111	101.72	3.226	12:47:03.330

P9 27		Tony BISHOP		F314 2000			
IDEAL LAP TIME : 1:24.324		BEST LAP TIME : 1:24.799		DIFFERENCE : 0.475			
LAP	SECTOR 1	SECTOR 2	SECTOR 3	LAP TIME	MPH	DIFF	TIME OF DAY
1 -		38.396	21.371	1:35.384	91.83	10.585	12:27:18.240
2 -	26.814	37.732	21.288	1:25.834	102.05	1.035	12:28:44.074
3 -	26.558	37.579	20.928	1:25.065	102.97	0.266	12:30:09.139
4 -	38.739	41.687	21.124	1:41.550	86.26	16.751	12:31:50.689
5 -	26.863	47.095	IN PIT	2:59.549 P	48.78	1:34.750	12:34:50.238
6 -	OUTLAP	38.801	21.117	1:31.020	96.24	6.221	12:36:21.258
7 -	26.928	37.650	20.948	1:25.526	102.42	0.727	12:37:46.784
8 -	26.384	37.741	21.082	1:25.207	102.80	0.408	12:39:11.991
9 -	<b>26.298</b>	37.596	20.905	<b>1:24.799 (1)</b>	<b>103.30</b>		<b>12:40:36.790</b>
10 -	26.494	<b>37.364</b>	21.186	1:25.044	103.00	0.245	12:42:01.834
11 -	27.041	37.822	21.053	1:25.916	101.95	1.117	12:43:27.750
12 -	26.680	37.856	20.746	1:25.282	102.71	0.483	12:44:53.032
13 -	26.614	37.574	20.689	1:24.877 (2)	103.20	0.078	12:46:17.909
14 -	26.593	37.762	<b>20.662</b>	1:25.017 (3)	103.03	0.218	12:47:42.926

Weather / Track : Sunny / Dry

Brands Hatch GP  
 Circuit Length = 2.4332 miles  
 Start: 12:25 Flag 12:46 End: 12:47

# F3 Cup Championship

## RACE 10 - BEST SECTORS

SECTOR 1			SECTOR 2			SECTOR 3			IDEAL / BEST COMPARISON						
POS	NO	NAME	TIME	NO	NAME	TIME	NO	NAME	TIME	POS	NO	NAME	IDEAL	BEST	DIFF
													PERFECT LAP	1:20.821	
1	7	CAREY	25.718	7	CAREY	35.768	28	LEANEY	19.335	1	7	CAREY	1:20.985	1:21.039	0.054
2	10	DALY	25.771	28	LEANEY	35.823	7	CAREY	19.499	2	28	LEANEY	1:21.037	1:21.121	0.084
3	11	KELLY	25.790	10	DALY	35.905	10	DALY	19.596	3	10	DALY	1:21.272	1:21.519	0.247
4	28	LEANEY	25.879	11	KELLY	36.027	11	KELLY	19.654	4	11	KELLY	1:21.471	1:21.471	0.000
5	29	WILTSHIRE	25.951	9	FITZPATRICK	36.593	29	WILTSHIRE	19.805	5	29	WILTSHIRE	1:22.560	1:22.907	0.347
6	4	USSI	26.056	4	USSI	36.636	9	FITZPATRICK	19.872	6	4	USSI	1:22.585	1:22.668	0.083
7	9	FITZPATRICK	26.250	29	WILTSHIRE	36.804	4	USSI	19.893	7	9	FITZPATRICK	1:22.715	1:22.885	0.170
8	27	BISHOP	26.298	5	LINE	37.223	5	LINE	20.234	8	5	LINE	1:23.914	1:24.256	0.342
9	5	LINE	26.457	27	BISHOP	37.364	27	BISHOP	20.662	9	27	BISHOP	1:24.324	1:24.799	0.475

Weather / Track : Sunny / Dry

Results can be found at [www.tsl-timing.com](http://www.tsl-timing.com)

Brands Hatch GP  
 Circuit Length = 2.4332 miles  
 Start: 12:25 Flag 12:46 End: 12:47

Printed - 12:49 Sunday, 01 September 2019

# F3 Cup Championship

## RACE 10 - STATISTICS

**Competitors Started** 9  
**Planned Start** 2019-09-01 @ 12:25:00.000  
**Actual Start** 2019-09-01 @ 12:25:42.856  
**Finish Time** 2019-09-01 @ 12:46:19.950  
**Track Length** 2.4332mi.  
**Total Laps** 134  
**Total Distance Covered** 326.0608mi.

### Session Fastest Lap History

NO	NAME	LAP TIME	TIME OF DAY	LAP	VEHICLE
28	Stefano LEANEY	1:29.903	12:27:12.804	1	F313 2000
28	Stefano LEANEY	1:22.874	12:28:35.678	2	F313 2000
28	Stefano LEANEY	1:22.256	12:29:57.934	3	F313 2000
10	Darragh DALY	1:21.919	12:31:22.016	4	F308 2000
7	Cian CAREY	1:21.411	12:31:25.838	4	F312 2000
7	Cian CAREY	1:21.039	12:32:46.878	5	F312 2000

### Session Leader History

NO	NAME	FROM LAP	LAPS LED	DISTANCE	VEHICLE
28	Stefano LEANEY	1	15	36.49 miles	F313 2000

### Flag History

TYPE	TIME OF DAY
GREEN	12:25:42.856
FINISH	12:46:19.950

### Flag Statistics

TYPE	COUNT	TOTAL LAPS	TOTAL TIME
Green	1	15	22:03.708
Red	0	0	0.000
Safety Car	0	0	0.000
FCY	0	0	0.000

Weather / Track : Sunny / Dry

These results are provisional until the conclusion of any judicial and technical matters.

Brands Hatch GP

Circuit Length = 2.4332 miles

Start: 12:25 Flag 12:46 End: 12:47

Clerk Of Course :	Timekeeper :
-------------------	--------------